



A MITEL  
PRODUCT  
GUIDE

# Mitel Standard Linux

## Installation and Maintenance Guide

Release 12.1

December 2024

## Notices

The information contained in this document is believed to be accurate in all respects but is not warranted by **Mitel Networks Corporation (MITEL®)**. The information is subject to change without notice and should not be construed in any way as a commitment by Mitel or any of its affiliates or subsidiaries. Mitel and its affiliates and subsidiaries assume no responsibility for any errors or omissions in this document. Revisions of this document or new editions of it may be issued to incorporate such changes. No part of this document can be reproduced or transmitted in any form or by any means - electronic or mechanical - for any purpose without written permission from Mitel Networks Corporation.

## Trademarks

The trademarks, service marks, logos and graphics (collectively "Trademarks") appearing on Mitel's Internet sites or in its publications are registered and unregistered trademarks of Mitel Networks Corporation (MNC), its affiliates, parents, or subsidiaries (collectively "Mitel") or others. Use of the Trademarks is prohibited without the express consent from Mitel. Please contact our legal department at [legal@mitel.com](mailto:legal@mitel.com) for additional information. For a list of the worldwide Mitel Networks Corporation registered trademarks, please refer to the website: <http://www.mitel.com/trademarks>.

®,™ Trademark of Mitel Networks Corporation

© Copyright 2024, Mitel Networks Corporation

All rights reserved

# Contents

<b>1 About this Guide.....</b>	<b>1</b>
<b>2 What's New in this Release.....</b>	<b>2</b>
2.1 MSL Release 12.1.....	2
2.2 MSL Release 12.0.....	2
2.3 MSL Release 11.0.....	3
2.4 MSL Release 10.6.....	5
2.5 MSL Release 10.5.....	5
2.6 MSL Release 10.4.....	6
2.7 MSL Release 10.3.....	7
2.8 MSL Release 10.1.....	8
2.9 MSL Release 10.0.....	10
2.10 MSL Release 9.4 SP1.....	11
2.11 MSL Release 9.4.....	11
2.12 MSL Release 9.3.....	13
2.13 MSL Release 9.2.....	14
2.14 MSL Release 9.1 SP1.....	15
2.15 MSL Release 9.1.....	15
<b>3 About Mitel Standard Linux.....</b>	<b>16</b>
3.1 Security for MSL Applications.....	19
3.2 Cloud Platform Support.....	20
3.3 List of Timezone entries.....	23
<b>4 Accessing the MSL Qualified Hardware List.....</b>	<b>39</b>
<b>5 Licensing.....</b>	<b>40</b>
5.1 About Licensing.....	40
5.2 Request a New AMC Account.....	41
5.3 SLS Licensing.....	41
5.4 Access your AMC Account.....	42
5.5 Requesting a new SLS License Server Account.....	43
5.6 Find More Information.....	43
<b>6 Installing the Hardware.....</b>	<b>44</b>
6.1 General Requirements of the MSL Host Computer.....	44
6.2 Hardware Compatibility.....	44
6.3 About RAID.....	45

6.3.1 Hardware RAID.....	45
6.3.2 Software RAID.....	46
6.3.3 Firmware or Driver-Based RAID.....	46
6.3.4 MSL Software RAID.....	46
6.3.5 BIOS Settings for RAID.....	47
6.3.6 Test the RAID Configuration.....	47
<b>7 Installing MSL Software.....</b>	<b>49</b>
7.1 Collect Site Information.....	49
7.2 Installation Notes.....	51
7.3 Create Application Record.....	51
7.4 Obtain MSL Software.....	51
7.4.1 Download Image from Mitel MiAccess.....	51
7.4.2 Copy Image to CD or DVD.....	52
7.4.3 Copy Image to USB.....	52
7.5 Install MSL Software.....	53
7.6 Configure the Server.....	54
7.6.1 Restore from Backup?.....	54
7.6.2 Set Administrator Password.....	55
7.6.3 Configure Domain Name.....	55
7.6.4 Configure System Name.....	55
7.6.5 Select Local Network Adapter.....	55
7.6.6 Enter Local Networking Parameters.....	56
7.6.7 Enable IPv6 Protocol.....	56
7.6.8 Select WAN Adapters.....	57
7.6.9 External Interface Configuration.....	58
7.6.10 Select Gateway IP Address.....	58
7.6.11 Select Additional Static IP Address.....	58
7.6.12 Configure DNS.....	59
7.6.13 Activate/Reboot.....	59
<b>8 Upgrading MSL Software.....</b>	<b>60</b>
8.1 Upgrade with CD/DVD/USB Media.....	60
8.2 Upgrade with ServiceLink.....	61
8.3 Upgrade with Remote Fresh Install Blade .....	61
<b>9 Installing Software Blades.....</b>	<b>63</b>
9.1 Security Software Patch Installation.....	63
<b>10 Virtualization.....</b>	<b>64</b>
10.1 Overview.....	64
10.1.1 Requirements for Virtual Deployments.....	64
10.1.2 Software for Virtual Deployments.....	64
10.1.3 Licensing for Virtual Deployments.....	65
10.2 VMware Implementations.....	65
10.2.1 VMWare: Installation.....	65
10.2.2 VMWare: Access the Server Manager and Update the Admin Password.....	68
10.2.3 VMWare: Backup.....	69
10.2.4 VMWare: Upgrade.....	70
10.2.5 VMWare: Convert from Physical to Virtual.....	71

10.3 Hyper-V Implementations.....	71
10.3.1 Limitations.....	71
10.3.2 Hyper-V: Installation.....	72
10.3.3 Hyper-V: Upgrade.....	73

## **11 Server Administration and Maintenance.....74**

11.1 Server Manager.....	74
11.2 The Server Manager Menu.....	75
11.2.1 Blades.....	78
11.2.2 Status.....	80
11.2.3 Online Activation.....	80
11.2.4 Offline Activation.....	81
11.2.5 Manual Synchronization.....	83
11.2.6 Deactivation.....	83
11.2.7 Backup.....	83
11.2.8 Restore Server Data.....	89
11.2.9 View Log Files.....	92
11.2.10 Web Services.....	93
11.2.11 Collect Logs and Diagnostic Data.....	94
11.2.12 Event Viewer.....	96
11.2.13 System Information.....	98
11.2.14 System Monitoring.....	98
11.2.15 System Users.....	99
11.2.16 Digital VPN Certificates for System Users.....	100
11.2.17 Shut Down or Reboot.....	103
11.2.18 Remote Access.....	103
11.2.19 Port Forwarding.....	107
11.2.20 Syslog Server.....	107
11.2.21 Web Server Certificate Management.....	109
11.2.22 Certificate Authority Trust.....	111
11.2.23 Upload certificates.....	117
11.2.24 Manage Self Signed SSL Certificates.....	122
11.2.25 Manage TLS Protocol.....	124
11.2.26 MBG Client Certificates.....	125
11.2.27 Networks.....	127
11.2.28 Email Settings.....	131
11.2.29 Google Apps.....	132
11.2.30 DHCP.....	137
11.2.31 Date and Time.....	140
11.2.32 Hostnames and Addresses.....	143
11.2.33 Domains.....	144
11.2.34 DNS Forwarder.....	145
11.2.35 Simple Network Management Protocol (SNMP).....	145
11.2.36 Configure Network Interface Card Settings.....	148
11.2.37 Review Configuration.....	149

## **12 The Server Console..... 151**

12.1 Offline Sync with the AMC.....	153
12.2 Performing Backups.....	154
12.2.1 Backing up to a USB Device.....	155
12.2.2 Backing up to a Network File Server.....	155
12.3 Verify Backup File.....	156
12.4 Restore Configuration Information.....	157

12.4.1 Restore during MSL Re-installation.....	157
12.4.2 Restore on an Operational System.....	158
12.4.3 Restore from another Running Server.....	159
12.5 Accessing the Linux Root Prompt.....	163
12.6 Changing the Administrator Password.....	163
12.7 Resetting the Administrator Password.....	164

## **13 Troubleshooting..... 166**

## **14 Technical Support..... 167**

## **15 Appendix A: Third Party Licenses..... 168**

15.1 AFL License.....	169
15.2 Apache License.....	170
15.3 Apache 2.0 License.....	173
15.4 Artistic License.....	176
15.5 Artistic 2.0 License.....	179
15.6 AWS-CLI License.....	182
15.7 Bitstream Vera License.....	182
15.8 Boost License.....	183
15.9 Boutell.Com.....	183
15.10 BSD License.....	184
15.11 CC-BY License.....	185
15.12 CC0 License.....	188
15.13 CPL License.....	190
15.14 FASP License.....	193
15.15 Fontconfig.....	194
15.16 FTL License.....	194
15.17 GFDL License.....	196
15.18 Gnu General Public License.....	201
15.19 GNU Lesser General Public License.....	210
15.20 GPL License.....	213
15.21 GPL 2.0 License.....	217
15.22 GPL 3.0 License.....	222
15.23 IJG License.....	231
15.24 ISC License.....	233
15.25 Inner Net License.....	233
15.26 Jarkko Turkulainen License.....	234
15.27 JasPer License.....	235
15.28 LGPL 2.0 License.....	236
15.29 LGPL 3.0 License.....	243
15.30 LibTiff License.....	245
15.31 Lucida License.....	247
15.32 MIT License.....	249
15.33 MPL License.....	249
15.34 MPL 1.1 License.....	255
15.35 MPL 2.0 License.....	261
15.36 Netscape License.....	266
15.37 Net-SNMP.....	268
15.38 Nmap License.....	272
15.39 OpenLDAP License.....	280

15.40 OpenOSP License.....	281
15.41 Open Source License for Oracle Berkeley DB.....	282
15.42 Open SSL.....	291
15.43 OSL 2.1 License.....	292
15.44 Original SSLeay License.....	294
15.45 Perl.....	295
15.46 PostgreSQL License.....	296
15.47 Proprietary License.....	297
15.48 Python License.....	298
15.49 Sendmail License.....	298
15.50 SISSL License.....	300
15.51 Sleepycat License.....	304
15.52 TTWL License.....	305
15.53 UCD License.....	305
15.54 Unicode License.....	305
15.55 VIM License.....	307
15.56 W3C License.....	309
15.57 zlib License.....	310
15.58 zlib with acknowledgement License.....	310

# About this Guide

1

The Mitel® Standard Linux Installation and Administration Guide is intended for Resellers who are installing and configuring Mitel Standard Linux (MSL).



**Note:**

Prior to Release 8.2, MSL was called Managed Application Server.

# What's New in this Release

This chapter contains the following sections:

- [MSL Release 12.1](#)
- [MSL Release 12.0](#)
- [MSL Release 11.0](#)
- [MSL Release 10.6](#)
- [MSL Release 10.5](#)
- [MSL Release 10.4](#)
- [MSL Release 10.3](#)
- [MSL Release 10.1](#)
- [MSL Release 10.0](#)
- [MSL Release 9.4 SP1](#)
- [MSL Release 9.4](#)
- [MSL Release 9.3](#)
- [MSL Release 9.2](#)
- [MSL Release 9.1 SP1](#)
- [MSL Release 9.1](#)

## 2.1 MSL Release 12.1

MSL Release 12.1 provides the following new features:

- MSL Release 12.1 includes support for CloudLink in the MSL standard installation.
- Added the list of supported third-party licenses in the [Appendix A: Third Party Licenses](#) section.
- Updated the procedure to reset the MSL admin and root password in the [Resetting the Administrator Password](#) section.
- Updated the instances of AMC to Licenses & Services.

## 2.2 MSL Release 12.0

MSL Release 12.0 provides the following new features:

- MSL Release 12.0 now supports TLS 1.3 along with TLS 1.2.



**Note:**

TLS 1.1 and TLS 1.0 are no longer regarded as secure and are not supported by MSL 12.0.

- MSL 12.0 Release is based on Rocky 8.

## 2.3 MSL Release 11.0

MSL Release 11.0 provides the following new features:

- The server manager “Shutdown or Reconfigure” panel has been renamed to “Shutdown or reboot”. The Reconfigure option in that panel has been removed.
- The server manager “Web Server” panel has a field for entering Subject Alternate Names (SANs) for the server, when generating a Certificate Signing Request.
- The server manager “Hostnames and addresses” panel does not comprise invalid host names section, and the “Review configuration” panel does not comprise server names section such as mail.domain, ftp.domain, [www.domain](http://www.domain), and so on.
- When running MSL on EX platform, the option to restore from removable media or another running server are not available.
- MiCollab and MBG supports licensing through the Licenses & Services Application (SLS License Server). The Mitel Licenses & Services Application manages the software licensing and entitlement of the Software Assurance Program. After you obtain a ServiceLink ID or Serial ID from the SLS License Server, the SLS uses your ServiceLink ID to provide you with access to licenses, software releases, and upgrades
- To activate an SLS Serial ID the following connections must be allowed through any firewalls.
  - **FQDN:** sync.sls.mitel.com, **Current IP:** 18.200.183.29 **Port:** 22 **Protocol:** SSH
  - Customer must verify current IP before creating firewall rules as the IP address may be subject to occasional change.
- **Supported Upgrade Methods:** MSL 11.0 is available only as a 64-bit distribution. Migration from a 32-bit to a 64-bit system requires a fresh software installation, either manually or using the new Remote Fresh Install blade.
- The application blade software is no longer downloaded from the AMC but the AMC still provides software licensing. MSL 11.0 uses the Mitel Software Download Center, supported by a global content distribution network to increase speed and reliability of downloads.

**The following outbound connections must be allowed through your firewall:**

### **License entitlement:**

- register.mitel-amc.com 216.191.234.91 port 22
- sync.mitel-amc.com 216.191.234.91 port 22

### **Access token for content delivery network:**

- swdlgw.mitel.com 99.81.17.20 port 443 (occurs during available blade software list update)

### **Content delivery network for blade software download:**

- swdl.mitel.com port 443 (IP address based on location)

**Note:**

For the Akamai FQDN swdl.mitel.com, the static IP address ranges cannot be guaranteed by the Content Delivery Network. Thus, any firewall rules should allow the FQDN.

- The following table outlines the supported upgrade methods:

Upgrading from...	Upgrading To...	Supported Upgrade Methods
10.x releases (32-bit or 64-bit)	11.0 (64-bit)	Fresh Install from CD/DVD/USB Remote Fresh Install
9.x releases (32-bit)	11.0 (64-bit)	Fresh Install from CD/DVD/USB

### Cloud Platform Support

The following features are supported on the Azure platform:

- Hostname:** The default hostname will be the lower case VM name. Any invalid hostname characters, such as periods or underscores, will be translated to hyphens
- Networking:** MSL supports auto-provisioning of network elements, such as NICs, public/private IP addresses, gateways, routing and DNS
- On every reboot, which includes following a restore operation, the VM networking is analyzed and auto-provisioned if any changes are detected.
- Supports auto-registration of the VM hostname in a private DNS zone linked to the virtual network of the primary (first) NIC. Only the primary (first) private IP linked to the NIC is registered. So, if the configuration console changes the hostname, the private DNS entry will be updated accordingly when the reboot occurs.
- Supports custom data when creating a VM.

**Note:**

Refer to [Cloud Platform Support](#) on page 20 for more details.

### Backup and Restore using AWS S3 buckets

- Now, backups to the network file server and restoration of the backed up files stored in the network File Server can be processed using HTTPS through Amazon Web Services Simple Storage Service (that is, AWS S3).

**Note:**

Refer to the [Backup](#) and [Restore](#) sections under the [Server Manager menu](#) for more details .

## 2.4 MSL Release 10.6

MSL Release 10.6 provides the following new features:

- The audit logs in /var/log/secure have been enhanced to include entries for viewlogfile operations.
- You can now create multiple administrator accounts from the System Users panel. Additional admin accounts will have full server manager access.
- New installations will have the TLSv1.0 protocol disabled by default. The protocol can be enabled if required from the Web Server panel. Existing customers have the option to disable the TLSv1.0 protocol from the Web Server panel. It is not disabled by default on upgrade to this release.
- Two Mitel root CA certificates have been added to the Trust Store and are visible in the Certificate Authority Trust tab. The new Mitel root CA certificate is commonly known as Mitel Products Root CA and will be used in new products with release 10.6 and later.

## 2.5 MSL Release 10.5

MSL Release 10.5 provides the following new features:

- **Updates for MiCollab Implementations:**
  - The Install Applications tab in the MiCollab server manager has been changed to enable you to install and upgrade application software from removable USB devices in addition to the AMC.
  - The first time you access the Install Applications tab in the MiCollab server manager, you are prompted to select the type of PBX with which the server will interact. Support has been added for a new PBX type, the MiVoice Office 400.
  - The following options have been removed from the MiCollab server console menu: Upgrade MiCollab Software and Install MiCollab Software. All software maintenance must now be done in the MiCollab server manager on the Application Installation and Upgrade panel.
- **Syslog Enhancement:** MSL records event notification messages and sends these to a local syslog server. You can enhance this functionality by configuring the system to accept messages from remote hosts or send its own messages to remote hosts.
- **Web Certificate Enhancement:** When SSL certificates do not contain the proper chain of trust configuration, MSL will display an error message on the Manage Web Server Certificates panel.
- **AMC Synchronization Update:** The Enable Online Sync check box has been removed from the Status panel in the server manager. To switch to Online Sync mode from Offline sync mode, you must deactivate the ARID on the Status panel, clear the Hardware ID in the AMC (you may need to contact AMC support to complete this task) and use the online procedure to reactive.
- **Supported Upgrade Methods:** MSL 10.5 is available in 32- and 64-bit distributions. Migration from a 32-bit to a 64-bit system requires a fresh software installation, either manually or using the new Remote Fresh Install blade. The following table outlines the supported upgrade methods:

Upgrading from...	UPgrading To...	Supported Upgrade Methods
9.x and earlier releases (32-bit)	10.5 (32-bit)	Fresh Install from CD/DVD/USB Remote Fresh Install
10.0 releases (32-bit)  Fresh Install from CD/DVD/USB  Remote Fresh Install  Upgrade from CD/DVD/USB  ServiceLink  Fresh Install from CD/DVD/USB  Remote Fresh Install	10.5 (32-bit)	Upgrade from CD/DVD/USB  ServiceLink
	10.5 (64-bit)	Fresh Install from CD/DVD/USB  Remote Fresh Install
	10.0 SP1 (64-bit hybrid)	10.5 (64-bit)
	10.1 and later releases (32-bit)	10.5 (32-bit)
		10.5 (64-bit)
10.1 and later releases (64-bit full)	10.5 (64-bit)	Upgrade from CD/DVD/USB  ServiceLink

Consult your application documentation to confirm the exact upgrade steps you should follow. In some cases, you will be required to upgrade MSL before upgrading the application. In other cases, you will be required to upgrade the application software first.

## 2.6 MSL Release 10.4

MSL Release 10.4 provides the following new features:

- **MiCollab Installation Improvement:** The Install and Upgrade Applications panel has been changed to enable you to display application information for particular MiCollab software releases. Previously, information for all available releases was displayed, which sometimes resulted in delays obtaining updates from AMC.
- **Data Encryption:** You now have the option to encrypt MSL backups and log files using a symmetric cipher (256 bit AES in CBC mode). To use this feature, simply provide a password when performing a backup or saving a log file and the system will encrypt your data. The password must be entered again to decrypt the data.

- **NTP Query Results:** When you run a query to verify that the connection to your network time protocol server is configured, the status of the last eight NTP messages is presented in alphabetic format in the Reach field, with a "Y" indicating that a message was successful and an "X" indicating that a message was unsuccessful. Previously, this information was displayed as octet values, which was difficult to comprehend.
- **PCI DSS Compliance:** By default, MSL supports the use of early TLS (TLS v1) for communications security. To migrate to the latest TLS version, you must upgrade your client softphones and devices and then clear the Allow TLS v1.0 field on the Web Server screen. After these steps are complete, your system will be in compliance with the Payment Card Industry Data Security Standard (PCI DSS).

## 2.7 MSL Release 10.3

MSL Release 10.3 provides the following new features:

- **General Improvements:**
  - **Kernel Update:** MSL 10.3 is based on CentOS 6.6, providing improved security and server compatibility
  - **Full 64-bit version:** MSL 10.3 provides a full 64-bit distribution for improved memory management. Migration from a 32-bit to a 64-bit system requires a fresh software installation, either manually or using the new Remote Fresh Install blade. The following table outlines the available upgrade methods:

Upgrading from...	Upgrading To...	Supported Upgrade Methods
9.x and earlier releases (32-bit)	10.3 (32-bit)	<ul style="list-style-type: none"> <li>• Fresh Install from CD/DVD/USB</li> <li>• Remote Fresh Install</li> </ul>
10.0 releases (32-bit)	10.3 (32-bit)	<ul style="list-style-type: none"> <li>• Upgrade from CD/DVD/USB</li> <li>• ServiceLink</li> </ul>
	10.3 (64-bit)	<ul style="list-style-type: none"> <li>• Fresh Install from CD/DVD/USB</li> <li>• Remote Fresh Install</li> </ul>
10.0 SP1 (64-bit hybrid)	10.3 (64-bit)	<ul style="list-style-type: none"> <li>• Fresh Install from CD/DVD/USB</li> <li>• Remote Fresh Install</li> </ul>
10.1 and later releases (32-bit)	10.3 (32-bit)	<ul style="list-style-type: none"> <li>• Upgrade from CD/DVD/USB</li> <li>• ServiceLink</li> </ul>
	10.3 (64-bit)	<ul style="list-style-type: none"> <li>• Fresh Install from CD/DVD/USB</li> <li>• Remote Fresh Install</li> </ul>

10.1 and later releases (64-bit full)	10.3 (64-bit)	<ul style="list-style-type: none"> <li>• Upgrade from CD/DVD/USB</li> <li>• ServiceLink</li> </ul>
---------------------------------------	---------------	--

Consult your application documentation to confirm the exact upgrade steps you should follow. In some cases, you will be required to upgrade MSL before upgrading the application. In other cases, you will be required to upgrade the application software first.

- **MiCollab Installation Improvement:** The Install Applications panel, which previously allowed only AMC software download, now provides the option to install or upgrade software from local media. In the future, this feature will be enhanced to enable local downloads from a network share or USB drive.
- **SFTP Restore:** Since MSL 10.0, it has been possible to perform network backups to Linux servers that support secure FTP (SFTP). However, to restore an SFTP backup, users had to copy it to a removable device such as USB key, and then select the "Restore" from Backup option from the server console. With MSL 10.3, it is now possible to restore an SFTP backup directly from a network file server.
- **Virtual Environment Enhancements:**
  - If you are deploying to VMware vCenter server, you can now configure the MSL settings (such as the DNS and interface IPs) as part of the initial OVF deployment. This eliminates the need to use the server console for this purpose.
  - You will be forced to change the administrator password the first time you power on a system in a VMware environment. This requirement ensures that any password information stored in the virtual appliance cannot be used to access the server.
  - The Mitel Virtualization Tool now includes a Storage Monitoring utility that you can use to detect file system errors and take corrective action such as issuing an email notification or rebooting the system.
- **Security Enhancements:**
  - To address security vulnerabilities, MSL will distribute security patches through the Blades panel. You will be notified by Mitel Product Support whenever a new patch is available.
  - Increased protection against dictionary-based attacks, and enhanced cookie security.
  - To facilitate client access to MSL, you can now import third-party SSL certificates in PKCS#12 format as well as PEM format.
- **Performance Enhancements (invisible to users):**
  - The Linux CFS process scheduler has been returned to maximize CPU utilization and improve voice quality performance.
  - To prevent LDAP file system corruption in the event of an unexpected shutdown, the backend database has been configured to use shared memory rather than files.

## 2.8 MSL Release 10.1

MSL Release 10.1 provides the following new features:

- Both MSL 10.1 and MSL 10.0 SP2 are based on CentOS 6.5. The MSL 10.1 release is available in i686 (32-bit kernel, 32-bit user space) and x86-64 (64 bit kernel and user space) versions. CentOS 6.0 is required to ensure compatibility with recently released hardware servers.

- **Integration with Hosted and Cloud-based Systems:** Support for the OAuth 1.0 protocol has been discontinued with the release of MSL 10.1. If you are currently using OAuth 1.0 and upgrade to the latest MSL software, you should reprogram API access for your application using an OAuth 2.0 Service Account. After you have done this, the OAuth 1.0 tab will be removed from the server manager interface. If you are installing new software (including install/database restore) only OAuth 2.0 is available for configuration.
- **Web Services:** MSL supports the Web Services framework, a Representational state transfer (REST) API that enables management integration through the Oria Provisioning Portal.
- **Networking enhancements:**
  - **IPv6 in IPv4 Tunnel:** The MSL Server Manager has a new screen which enables you to encapsulate IPv6 packets for transmission across an IPv4 network such as the internet. The screen also allows you to program the external interface of the tunnel with an IPv6 address, which allows it to be addressable by IPv6 traffic on the internet. Both of these functions require the MSL server to be operating in server-gateway mode.
  - **Trusted networks and network routes:** The “Local Networks” screen in the MSL Server Manager has been renamed “Networks” and now allows you to add trusted networks and routes for both IPv4 and IPv6 protocols. You may define subnetworks using either a subnet mask or a prefix in CIDR format.
  - **Remote Management:** You can now configure remote access and secure shell (SSH) settings for both IPv6 and IPv4 networks.
  - **Default Gateway:** It is now possible to specify an IPv6 default gateway address when you originally install and configure the MSL software using the server console.
- **Event/alarm notification** has been added to top of the MSL Server manager interface.
- **Most of the Mitel product portfolio has been rebranded.** These changes are reflected as follows on the MBG interface:

Old Product Name	New Product Name
5000 Communications Platform	MiVoice Office
Mitel Communications Director	MiVoice Business
MiCollab	MiCollab
NuPoint Unified Messaging	MiCollab NuPoint Unified Messaging
Speech Auto Attendant	MiCollab Speech Auto Attendant
Mitel Collaboration Advanced	MiCollab Audio, Web and Video Conferencing
Unified Communicator Advanced	MiCollab Client
Unified Communications Advanced Mobile	MiCollab Mobile Client

Unified Communications Server	MiCollab Client Service
Mitel Border Gateway	MiVoice Border Gateway
Unified Communicator 360	MiVoice Conference Unit
Mitel Enterprise Manager	MiVoice Enterprise Manager

## 2.9 MSL Release 10.0

MSL Release 10.0 provides the following new features:

- **General Enhancements:**
  - MSL 10.0 is based on CentOS 6.3 and is available in both i686 (32-bit kernel, 32-bit user space) and x86-64 (64 bit kernel, 32-bit user space) versions. CentOS 6.0 is required to ensure compatibility with recently released hardware servers.
  - Clustering has been removed from the interface due to the discontinuation of the NPM 640 system.
  - The ETX option has been removed from the a software installation procedure due to the discontinuation of the ETX and APC product variants.
- **Installation and Upgrades:**
  - If you select "Restore from Backup?" after installing MSL software, you may now obtain the backup files from another running server in addition to a network drive or removable device. The new option facilitates the replacement of an existing MSL 9.x server (physical or virtual) with a new MSL 10.x server.
  - Physical servers running MSL 9.3 or 9.4 can now upgrade to MSL 10 without physical media or console access. Use the new MSL Remote Fresh Install (RFI) blade to automatically upgrade to Release 10 from the Blades panel while maintaining configuration settings.

**Note:**

The RFI blade requires sufficient disk space for a backup. If your system has insufficient disk space, the blade will be unavailable on the Blades panel.

- **Security Enhancements:**
  - Increased resistance to cross-site request forgery and scripting attacks.
  - Communications between the MSL server and the AMC now use SSHv2 for improved security.
  - SNMP security enhancements: Administrators may now choose between SNMPv2c and SMNPv3. SNMPv3 is the latest version of the SNMP protocol and introduces authentication and encryption for network management communications.
  - For increased security, you can use SSL client certificates to authenticate VPN connections for remote users.

- **Alarm Enhancements:**
  - The Event Viewer panel has been enhanced to make it easier to determine the reason for alarms. New settings enable you to clear a single event (as opposed to all events) and display only new events (as opposed to both new and cleared events). Also, the "Start" and "End" date fields have been made to easier to use.
- **MSL Backup Enhancement:**
  - You can now perform network backups to Linux servers that support secure FTP (SFTP). Previously, you were limited to performing network backups to Windows servers using the SMB/CIFS protocol.
- **Integration with Hosted and Cloud-based Systems:**
  - Support for configuration of OAuth 1.0 and OAuth 2.0 protocols for application interaction with cloud-based systems like Google Contacts and Google Calendar.
  - The destination port for outbound SMTP can now be set to 587 (TLS), in addition to 465 (SSL) or 25 (clear text). The use of secure ports is required by some hosted email service providers such as Google Apps.

## 2.10 MSL Release 9.4 SP1

MSL Release 9.4 SP1 provides the following new features:

- **Server Manager Enhancements:**

The email settings can now be configured to support a direct connection to an SMTP relay (smart host) such as Google Apps using secure port 465.

The new "Log Collector" utility allows you to create an archived file of system-level logs and then save the file to another location such as your local PC.

## 2.11 MSL Release 9.4

MSL Release 9.4 provides the following new features:

- **General Enhancements:**

MSL 9.4 is based on CentOS 5.7 and is available in both i686 (32-bit kernel, 32-bit user space) and x86-64 (64 bit kernel, 32-bit user space) versions.

ServiceLink upgrades (from the "Blades" panel) are available for both versions effective with the following releases:

32-bit: Rel 9.1.24.0 and later

64-bit: Rel 9.2.21.0 and later

- **MSL Backup Enhancements:**

Network backups can now be made to a specific sub-directory on the MSL server. Previously, backups were always placed in the root directory.

When restoring backup files on an operational system, the following prompt no longer appears: "Do you wish to restore from backup?" The prompt still appears when you perform a restore during the software installation process.

In previous releases, after you restored a backup configuration the default gateway address displayed incorrectly. This problem has been corrected.

- Installation Enhancements:

USB storage devices may now be formatted with the NTFS file system in addition to FAT32 and EXT3. This allows for file sizes larger than 4 GB.

It is no longer possible to switch (upgrade or downgrade) between the 32-bit and 64-bit kernel versions of MSL. If you attempt to do so, you will receive an error message.

On an initial installation, when you configure the server parameters you are now prompted to "Enter Local Subnet Mask" rather than "Select local subnet mask."

- Server Console Enhancements:

There is no longer a need to log in a second time after selecting "Access Server Manager" from the Server Console menu.

In previous releases, if you upgraded a software blade from the Server Console, the new software version would be displayed irrespective of whether the upgrade was successful. This problem has been corrected and the actual software version now displays in all circumstances.

When you initiate a reboot, shutdown or reconfigure from the Server Console or Server Manager, you will be prompted to confirm your selection. In previous releases, these actions occurred immediately.

If you configure a Corporate DNS server address, you can now specify whether it should perform name resolution for all domains, or only for non-local domains.

- Server Manager Enhancements:

It is now possible to download SSL certificates and private key files from one MSL server and upload them to another.

Regular patterns can now be used in the "Filter Pattern" and "Highlight Pattern" fields on the View Log Files panel. In addition, log download performance has been optimized for faster viewing of large logs.

A new "cache" option has been added to the Blades panel. It enables you to download software blades for installation/upgrade at a later time.

The System Information panel now indicates whether the MSL Kernel Version is 32- or 64-bit.

Cluster management has been made easier: You can now remove a cluster simply by clearing its Cluster IP address, and you can update a password in the server manager and have the change replicated across the cluster nodes.

- Virtualization Enhancements:

OVA files for all Mitel Virtual appliances now include the Mitel Virtual Framework (MVF) blade. This software blade manages optional VMware features like Site Recovery Manager and High Availability. See your application documentation for instructions on how and when to update this blade.

If the MAC address of the network interface card in a single-NIC system changes (for example, if you create a new virtual machine (VM) and then restore a backup from a previous VM), MSL 9.4 recognizes and stores the changed address. In previous releases, you may have had to step through the "Configure this Server" option to make MSL recognize the updated NIC. Note: This feature may not be effective for physical hardware with multiple NICs. If networking does not respond properly, you may still have to step through the "Configure this Server" option to reset the addresses.

## 2.12 MSL Release 9.3

MSL Release 9.3 provides the following new features:

- Installation Enhancements:

CD boot screens now indicate when the 64-bit MSL version is being installed.

A USB device can now be used to install/upgrade MSL software.

- Internet Protocol Version 6 (IPv6) Support:

Server Console: Local Networks and WAN Interface configuration screens now have the ability to accept IPv6 addresses.

Server Manager: The server manager can be accessed via IPv6. Along with Local Networks and WAN configuration screens, the Review Configuration screen now displays IPv6 information. IPv6 access to System Monitoring and SSH are also provided.

- Remote SSH Access Security Improved:

Secure shell access is extended to remote management networks in addition to local networks. This enables external administrators, such as Mitel Product Support personnel, to access the system in relative security and avoid using the "Allow public access" option.

- AMC Synchronization Improvements:

Online Sync: If an AMC synchronization has not been successfully completed within the re-sync interval (24 hours by default), a Major alarm is raised.

Offline Sync: Offline systems that migrate to MSL 9.3 will generate a Major alarm indicating that AMC synchronization has failed. To disable auto-synchronization and prevent further alarms, re-do the offline activation procedure.

- Download Manager:

MSL software can now be downloaded from Mitel OnLine using the optional Download Manager, an ActiveX application installed through your web browser. In addition, you can still use HTTP to download software.

## 2.13 MSL Release 9.2

MSL Release 9.2 provides the following new features:

- Installation Enhancements:

Server and APC (ETX) installations are now packaged in one image. You can select either package at the initial boot.

Rescue mode images are supplied for file recovery in case of MSL failure

Hardware detection and memory test utilities now appear as options at boot time

When MSL detects a system with multiple hard disks, such as NuPoint with a storage array, it prompts you to include/exclude each drive in the MSL partition.

MSL displays an error message if it cannot detect a hard drive (usually caused by incompatible SCSI/SAS hardware).

- Server Manager Enhancements:

ServiceLink AMC Synchronization: Offline synchronization support has been added for deployments that do not have USB capability. Also, it is now possible to perform an online synchronization via a proxy by entering the proxy's IP address and connection port.

Time Server Connectivity: A Query button has been added to the NTP/Date and Time screen to ensure that network connection to the time server is valid.

System Information Enhanced: The System Information option now provides hardware manufacturer and product name/model information.

Network Interface Card Settings: The NIC Settings screen provides an interface to configure NIC speed for deployments that need to override the default setting of "auto-negotiate".

- Server Console Enhancements:

The server console now includes a "Restore from backup" menu item that provides an "on demand" restore option. You can restore from a backup that was saved to either a removable device (USB/CD), or to a network file share. This option reboots the server and then displays the "Do you want to restore from backup?" prompt.

- Alarm Enhancement:

Event Viewer: The Event Viewer panel is enhanced with configurable start and end dates for searches (the default time period is the previous 7 days), and the ability to enter regular expressions (regex) in the Text filter field.

E-mail Settings: MSL 9.2 extends alarm capabilities to configurable email notification. Emails are sent to the configured administrator email account if alarms meet or exceed the user-selected severity.

## 2.14 MSL Release 9.1 SP1

MSL Release 9.1 SP1 provides the following new features:

- MSL Backup Enhancements:

Desktop backup handles larger data sets, with more accurate reporting of pre-compressed backup size

- Scheduled Network Backup now supports:

daily, weekly, and monthly backups

configurable backup storage – set a maximum number of backup files to keep on server

“Backup Now” button for immediate backup

- Certificate Signing requests for submission to third-party certificate authorities are now generated with 2048-bit keys
- RAID Array events are now forwarded to the “Forwarding address for administrative email”, if configured, or delivered to admin-raidreport@<domain name>.

## 2.15 MSL Release 9.1

MSL Release 9.1 provided the following new features:

- Scheduled Network Backups: setup a schedule for automatic network backup
- Web Server Certificates Panel: generate Certificate Signing Requests and import third-party signed SSL certificates
- Offline Synchronization Menu: Provides an offline method to synchronize with the AMC.
- Keyboard Selection: Installation procedure allows for selection of non-US keyboards
- Improved Backup Verification Handling: MSL offers a "Try again" screen if the USB device is not detected.
- ‘memtest’ Utility Improvements: use the memtest utility to test server memory even on the most recent CPUs.
- MAS Applications Installation from CD/DVD: When installing application blades, MSL recognizes MAS deployments and routes the installation to a MAS-specific process. (The CD/DVD installation procedure for non-MAS applications remains the same.)
- Update MiCollab Panel: For MAS deployments only, MSL now provides a dedicated menu in the server console for updating the MAS application.

This chapter contains the following sections:

- [Security for MSL Applications](#)
- [Cloud Platform Support](#)
- [List of Timezone entries](#)

Mitel Standard Linux (MSL) is an operating system and server solution for single-site and branch-based enterprises. MSL provides a base for a suite of managed services and applications delivered from the Mitel Applications Management Center (AMC) or available on CD/DVD.

MSL can provide one of the following network configurations:

- **Server-gateway:** functions as an Internet-facing server with firewall capability.
- **Server-only:** functions as an internal server on the local area network (LAN).
- **Server-gateway with Bridged Interface:** functions as an Internet-facing server with firewall capability, and as a bridge to the corporate firewall for data traffic. This configuration requires a minimum of three network interface cards.

## Server-gateway Configuration

In the server-gateway configuration, MSL manages the connection to the Internet by routing Internet data packets to and from the network (which allows all the computers on the network to share a single Internet connection) and by providing security for the network, minimizing the risk of intrusions.

When one of the computers on the local network contacts the Internet, MSL not only routes that connection, but seamlessly interposes itself into the communication. This prevents a direct connection from being established between an external computer on the Internet and a computer on the local network, which significantly reduces the risk of intrusion.

Throughout this document, the term "MSL" refers specifically to the operating system software that is installed on a computer that hosts the application(s) and subscription services delivered from the AMC.

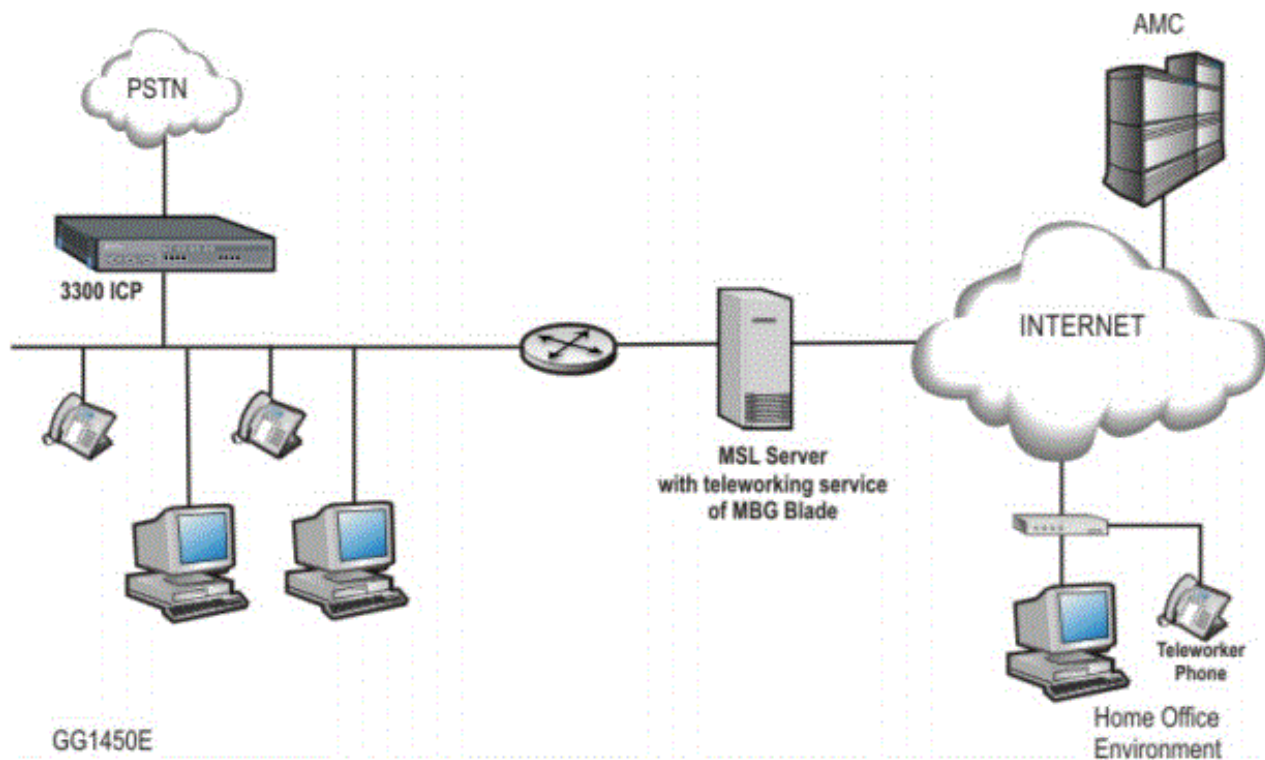


Figure 1: Server-gateway configuration example

## Server-only Configuration

When MSL is deployed in server-only mode, it provides the network with services, but not the routing and security functions associated with the role of “gateway”. The server-only configuration is typically used for networks that are already behind a separate firewall. In other words, a separate firewall fulfills the role of gateway, providing routing and network security.

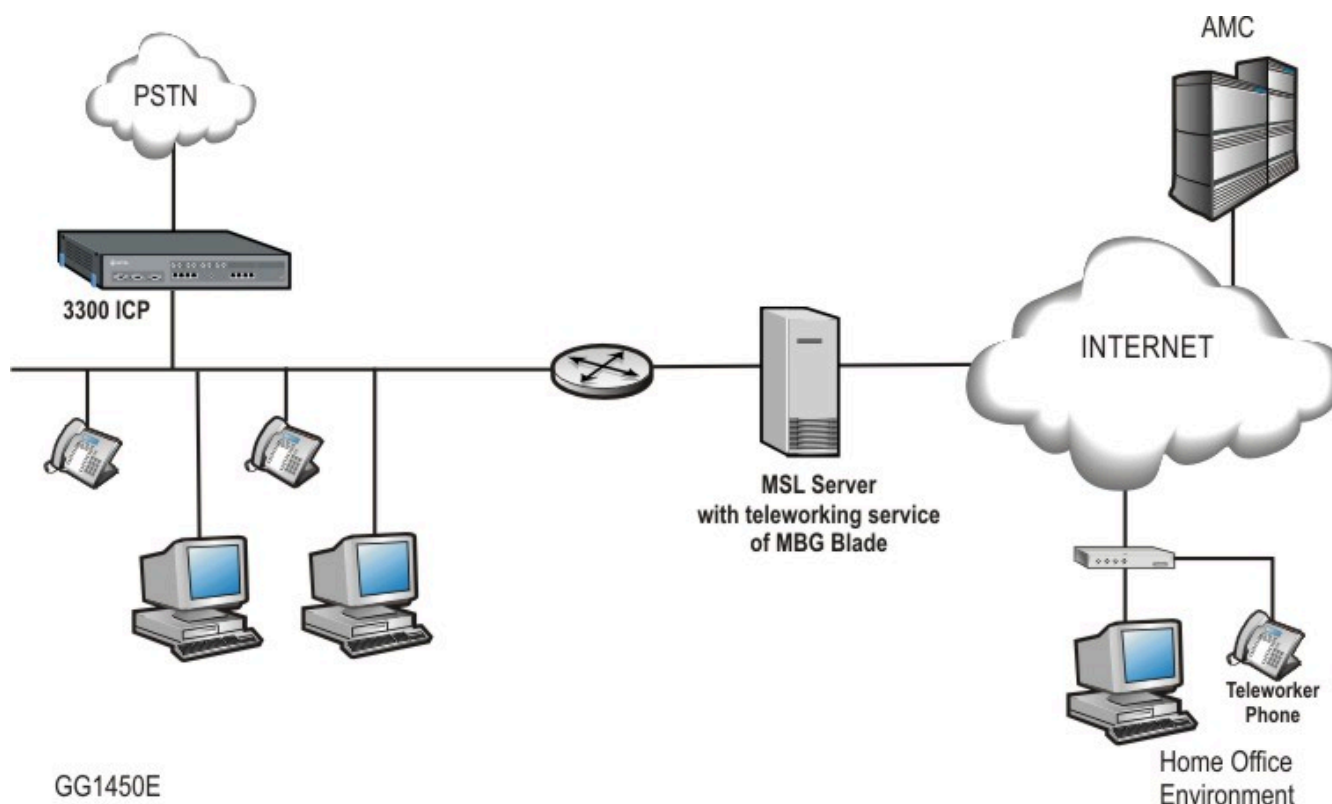


Figure 2: Server-only configuration example

## Server-gateway with Bridged Interface Configuration

In this configuration, MSL is deployed parallel to the corporate firewall, providing a public interface to the Internet for VoIP traffic, and a bridged interface to the firewall for all other traffic.

To enable this functionality, the MSL server requires at least three network interface cards. The first NIC connects directly to the LAN, the second connects to the Internet, and the third connects to the WAN interface of the firewall in bridged mode.

When incoming traffic arrives on the server's WAN interface, it is routed to the appropriate network segment. Voice packets are sent directly to the Voice VLAN and data packets are bridged to the firewall's WAN interface. By separating the traffic between the voice and data network segments, QoS for voice calls is improved. This setup also enables a Voice VLAN to be installed into an existing Data VLAN without having to update the firewall rules.

As part of this configuration, you can prioritize voice over data traffic using the Mitel Border Gateway's "Bandwidth Management" feature. Simply program the maximum amount of bandwidth available on the WAN communication links (inbound and outbound). The system employs these settings to establish traffic shaping queues which give priority to voice calls ahead of data traffic.

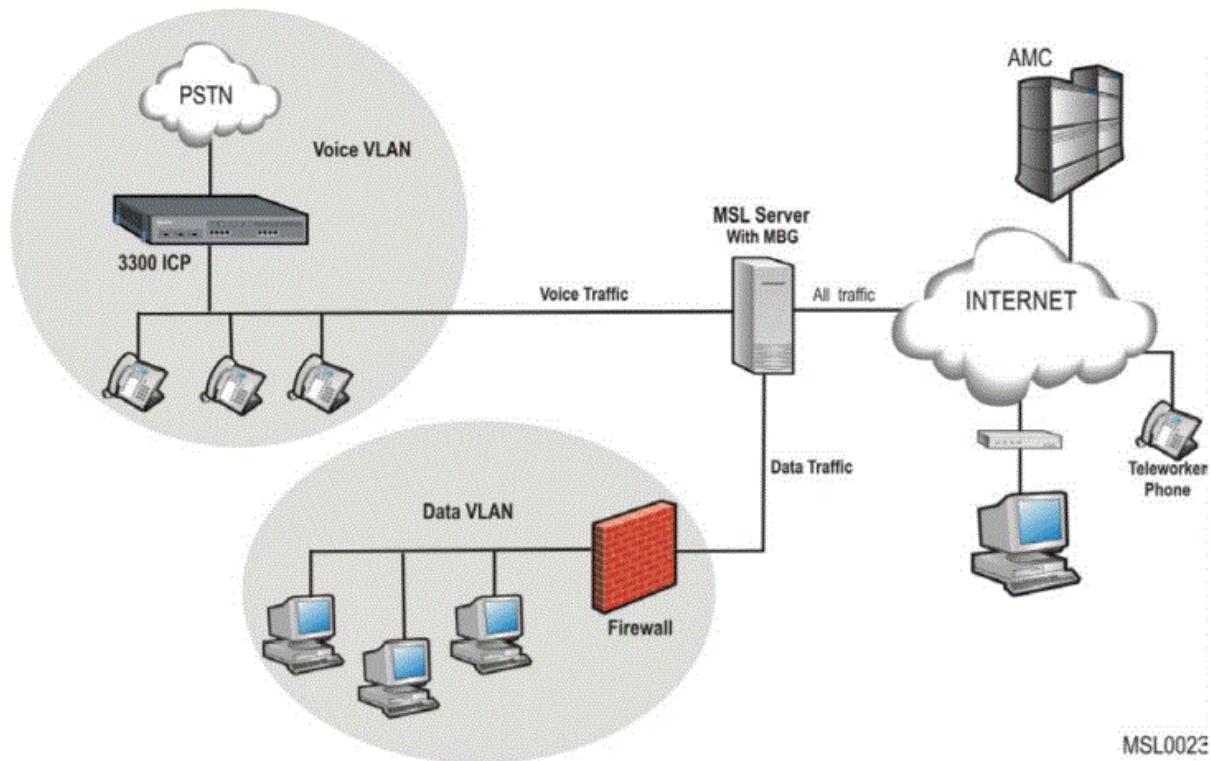


Figure 3: Server-gateway with Bridged Interface configuration example

After installation, MSL can be configured and managed remotely from one of two interfaces:

- The web-based server manager, accessed from the administrator's desktop
- The server console, accessed from the server itself or remotely using an SSH client

## 3.1 Security for MSL Applications

MSL may host many standalone applications with very different features. While it is technically feasible to install several applications on the same MSL, the inherent design of each application may impact co-residency considerations. For example, the Mitel Border Gateway (formerly Teleworker) application is specifically designed for direct connection to the public Internet. Other MSL applications, like MiCollab Mobile Client, Live Business Gateway, and NuPoint Unified Messaging (UM), are designed to operate within the enterprise LAN.

Security best practices suggest that highly secure deployments of applications designed to operate within the enterprise LAN should be installed behind a firewall on an MSL server deployed in server-only configuration and not co-resident with applications specifically designed for connection to the public Internet. For this reason Mitel does not recommend that standalone enterprise-only applications and MiVoice Border Gateway be installed on the same MSL server.

## 3.2 Cloud Platform Support

Virtual Machine images will be produced to support deployment on multiple cloud platforms.

### Azure Platform

The following features are supported on the Azure platform:

- Auto-provisioning of required MSL VM configuration. Provisioning data is obtained from the Azure platform and provided custom configuration values.
- **Hostname:** The default hostname will be the lower case VM name. Any invalid hostname characters, such as periods or underscores, will be translated to hyphens.
- **Networking:** MSL supports auto-provisioning of network elements, such as NICs, public/private IP addresses, gateways, routing and DNS.
- On every reboot, which includes following a restore operation, the VM networking is analyzed and auto-provisioned if any changes are detected.
- Supports auto-registration of the VM hostname in a private DNS zone linked to the virtual network of the primary (first) NIC. Only the primary (first) private IP linked to the NIC is registered. So, if the configuration console changes the hostname, the private DNS entry will be updated accordingly when the reboot occurs.

### Networking Auto Configuration

Alternatives for auto-configuration of multiple NICs with optional multiple IP configurations.

#### Constraints:

- The primary private IP address on the primary interface (eth0) is always the LAN interface.
- Auto-provisioning of the network configuration will occur during each boot process if any VM networking changes are detected.

#### Configuration rules based on private/public IP configuration of additional NICs:

MSL currently supports up to 3 NIC adapters, which can be configured as the MSL LAN, WAN, and LAN2 interfaces. The WAN interface can have a second IP address assigned to it which will be configured as an IP address alias which we will call WAN2 for the purpose of this document.

The three possible NICs are referred to below as NIC0, NIC1 and NIC2, and the name directly correlates to the order in which the NICs are attached to the VM.

#### Note:

The Azure documentation refers to NIC0 as the primary NIC and the first private IP address assigned to a NIC as the primary IP.

The result of the MSL automatic network configuration follows and is based on the number of NIC adapters attached to the VM and the Azure private/public IP configuration of each NIC.

### In all cases:

- NIC0 primary IP will always be configured as the LAN interface
  - VM host name registered with primary IP in linked private DNS zone if auto-registration is enabled

### One NIC attached:

- NIC0 is default gateway

### Two NICs attached:

- NIC0 is default gateway if NIC1 has no public IP
- NIC1 is
  - WAN and default gateway if it has public IP
    - WAN2 (alias) if it has second public IP
  - LAN2 if no public IP

### Three NICs attached:

- NIC0 is default gateway if neither NIC1 or NIC2 have a public IP
- First additional NIC with 2 public IPs becomes
  - WAN and default gateway
  - WAN2 (alias)
- If no additional NIC with 2 public IPs found, first additional NIC with public IP becomes
  - WAN and default gateway
- First remaining additional NIC becomes
  - LAN2
- Remaining NICs (if any) are ignored

## Custom Metadata Entries

Description of custom data that is supported when creating a VM.

- The custom data entry must be in valid JSON data format.
- The custom data must be entered into the Azure portal "Custom data" text field, located under the Advanced tab when creating a VM.
- If you are using the Azure CLI to create the VM, enter the custom data using the `--custom-data` option.
- **Note:** The system-password value is mandatory.

**Note:**

Providing invalid JSON custom data, will result in failure to auto-provision the VM. Access the serial console to configure the VM manually, if deployment takes more than 5 minutes.

Key	Example Values (must be JSON formatted)	Description
"domain-name"	"az.ucs.mitel.io"	Domain name to configure in the VM. If omitted the default internal Azure DNS name will be used
"timezone"	"US/Eastern"	See <a href="#">Zone List</a> for list of supported timezone strings.
"system-password"	"password"	The initial root/admin password configured in the VM. On first login to server manager you will be prompted to change the password.
"remote-networks"	["216.191.234.70/32","174.112.94.135/32"]	JSON list of network/mask pairs allowed to access the server manager and connect via ssh. The mask can be in integer (CIDR) or dotted decimal IP format.

Key	Example Values (must be JSON formatted)	Description
<p><b>Example JSON formatted option string:</b></p> <pre>{   "domain-name": "az.ucs.mitel.io",   "remote-networks": [     "216.191.234.70/32",     "174.112.94.135/32"   ],   "system-password": "password",   "timezone": "US/Eastern" }</pre>		

**Note:**

See *MiVoice Business Subscription Azure Deployment Guide* for more details.

### 3.3 List of Timezone entries

Africa/Abidjan
Africa/Accra
Africa/Addis_Ababa
Africa/Algiers
Africa/Asmara
Africa/Asmera
Africa/Bamako
Africa/Bangui
Africa/Banjul

Africa/Bissau
Africa/Blantyre
Africa/Brazzaville
Africa/Bujumbura
Africa/Cairo
Africa/Casablanca
Africa/Ceuta
Africa/Conakry
Africa/Dakar
Africa/Dar_es_Salaam
Africa/Djibouti
Africa/Douala
Africa/El_Aaiun
Africa/Freetown
Africa/Gaborone
Africa/Harare
Africa/Johannesburg
Africa/Juba
Africa/Kampala
Africa/Khartoum
Africa/Kigali
Africa/Kinshasa
Africa/Lagos
Africa/Libreville
Africa/Lome
Africa/Luanda
Africa/Lubumbashi
Africa/Lusaka
Africa/Malabo
Africa/Maputo
Africa/Maseru
Africa/Mbabane
Africa/Mogadishu
Africa/Monrovia
Africa/Nairobi
Africa/Ndjamena
Africa/Niamey
Africa/Nouakchott

Africa/Ouagadougou
Africa/Porto-Novo
Africa/Sao_Tome
Africa/Timbuktu
Africa/Tripoli
Africa/Tunis
Africa/Windhoek
America/Adak
America/Anchorage
America/Anguilla
America/Antigua
America/Araguaina
America/Argentina/Buenos_Aires
America/Argentina/Catamarca
America/Argentina/ComodRivadavia
America/Argentina/Cordoba
America/Argentina/Jujuy
America/Argentina/La_Rioja
America/Argentina/Mendoza
America/Argentina/Rio_Gallegos
America/Argentina/Salta
America/Argentina/San_Juan
America/Argentina/San_Luis
America/Argentina/Tucuman
America/Argentina/Ushuaia
America/Aruba
America/Asuncion
America/Atikokan
America/Atka
America/Bahia
America/Bahia_Banderas
America/Barbados
America/Belem
America/Belize
America/Blanc-Sablon
America/Boa_Vista
America/Bogota
America/Boise

America/Buenos_Aires
America/Cambridge_Bay
America/Campo_Grande
America/Cancun
America/Caracas
America/Catamarca
America/Cayenne
America/Cayman
America/Chicago
America/Chihuahua
America/Coral_Harbour
America/Cordoba
America/Costa_Rica
America/Creston
America/Cuiaba
America/Curacao
America/Danmarkshavn
America/Dawson
America/Dawson_Creek
America/Denver
America/Detroit
America/Dominica
America/Edmonton
America/Eirunepe
America/El_Salvador
America/Ensenada
America/Fort_Nelson
America/Fort_Wayne
America/Fortaleza
America/Glace_Bay
America/Godthab
America/Goose_Bay
America/Grand_Turk
America/Grenada
America/Guadeloupe
America/Guatemala
America/Guayaquil
America/Guyana

America/Halifax
America/Havana
America/Hermosillo
America/Indiana/Indianapolis
America/Indiana/Knox
America/Indiana/Marengo
America/Indiana/Petersburg
America/Indiana/Tell_City
America/Indiana/Vevay
America/Indiana/Vincennes
America/Indiana/Winamac
America/Indianapolis
America/Inuvik
America/Iqaluit
America/Jamaica
America/Jujuy
America/Juneau
America/Kentucky/Louisville
America/Kentucky/Monticello
America/Knox_IN
America/Kralendijk
America/La_Paz
America/Lima
America/Los_Angeles
America/Louisville
America/Lower_Princes
America/Maceio
America/Managua
America/Manaus
America/Marigot
America/Martinique
America/Matamoros
America/Mazatlan
America/Mendoza
America/Menominee
America/Merida
America/Metlakatla
America/Mexico_City

America/Miquelon
America/Moncton
America/Monterrey
America/Montevideo
America/Montreal
America/Montserrat
America/Nassau
America/New_York
America/Nipigon
America/Nome
America/Noronha
America/North_Dakota/Beulah
America/North_Dakota/Center
America/North_Dakota/New_Salem
America/Ojinaga
America/Panama
America/Pangnirtung
America/Paramaribo
America/Phoenix
America/Port-au-Prince
America/Port_of_Spain
America/Porto_Acre
America/Porto_Velho
America/Puerto_Rico
America/Punta_Arenas
America/Rainy_River
America/Rankin_Inlet
America/Recife
America/Regina
America/Resolute
America/Rio_Branco
America/Rosario
America/Santa_Isabel
America/Santarem
America/Santiago
America/Santo_Domingo
America/Sao_Paulo
America/Scoresbysund

America/Shiprock
America/Sitka
America/St_Barthelemy
America/St_Johns
America/St_Kitts
America/St_Lucia
America/St_Thomas
America/St_Vincent
America/Swift_Current
America/Tegucigalpa
America/Thule
America/Thunder_Bay
America/Tijuana
America/Toronto
America/Tortola
America/Vancouver
America/Virgin
America/Whitehorse
America/Winnipeg
America/Yakutat
America/Yellowknife
Antarctica/Casey
Antarctica/Davis
Antarctica/DumontDUrville
Antarctica/Macquarie
Antarctica/Mawson
Antarctica/McMurdo
Antarctica/Palmer
Antarctica/Rothera
Antarctica/South_Pole
Antarctica/Syowa
Antarctica/Troll
Antarctica/Vostok
Arctic/Longyearbyen
Asia/Aden
Asia/Almaty
Asia/Amman
Asia/Anadyr

Asia/Aqtau
Asia/Aqtobe
Asia/Ashgabat
Asia/Ashkhabad
Asia/Atyrau
Asia/Baghdad
Asia/Bahrain
Asia/Baku
Asia/Bangkok
Asia/Barnaul
Asia/Beirut
Asia/Bishkek
Asia/Brunei
Asia/Calcutta
Asia/Chita
Asia/Choibalsan
Asia/Chongqing
Asia/Chungking
Asia/Colombo
Asia/Dacca
Asia/Damascus
Asia/Dhaka
Asia/Dili
Asia/Dubai
Asia/Dushanbe
Asia/Famagusta
Asia/Gaza
Asia/Harbin
Asia/Hebron
Asia/Ho_Chi_Minh
Asia/Hong_Kong
Asia/Hovd
Asia/Irkutsk
Asia/Istanbul
Asia/Jakarta
Asia/Jayapura
Asia/Jerusalem
Asia/Kabul

Asia/Kamchatka
Asia/Karachi
Asia/Kashgar
Asia/Kathmandu
Asia/Katmandu
Asia/Khandyga
Asia/Kolkata
Asia/Krasnoyarsk
Asia/Kuala_Lumpur
Asia/Kuching
Asia/Kuwait
Asia/Macao
Asia/Macau
Asia/Magadan
Asia/Makassar
Asia/Manila
Asia/Muscat
Asia/Nicosia
Asia/Novokuznetsk
Asia/Novosibirsk
Asia/Omsk
Asia/Oral
Asia/Phnom_Penh
Asia/Pontianak
Asia/Pyongyang
Asia/Qatar
Asia/Qostanay
Asia/Qyzylorda
Asia/Rangoon
Asia/Riyadh
Asia/Saigon
Asia/Sakhalin
Asia/Samarkand
Asia/Seoul
Asia/Shanghai
Asia/Singapore
Asia/Srednekolymsk
Asia/Taipei

Asia/Tashkent
Asia/Tbilisi
Asia/Tehran
Asia/Tel_Aviv
Asia/Thimbu
Asia/Thimphu
Asia/Tokyo
Asia/Tomsk
Asia/Ujung_Pandang
Asia/Ulaanbaatar
Asia/Ulan_Bator
Asia/Urumqi
Asia/Ust-Nera
Asia/Vientiane
Asia/Vladivostok
Asia/Yakutsk
Asia/Yangon
Asia/Yekaterinburg
Asia/Yerevan
Atlantic/Azores
Atlantic/Bermuda
Atlantic/Canary
Atlantic/Cape_Verde
Atlantic/Faeroe
Atlantic/Faroe
Atlantic/Jan_Mayen
Atlantic/Madeira
Atlantic/Reykjavik
Atlantic/South_Georgia
Atlantic/St_Helena
Atlantic/Stanley
Australia/ACT
Australia/Adelaide
Australia/Brisbane
Australia/Broken_Hill
Australia/Canberra
Australia/Currie
Australia/Darwin

Australia/Eucla
Australia/Hobart
Australia/LHI
Australia/Lindeman
Australia/Lord_Howe
Australia/Melbourne
Australia/NSW
Australia/North
Australia/Perth
Australia/Queensland
Australia/South
Australia/Sydney
Australia/Tasmania
Australia/Victoria
Australia/West
Australia/Yancowinna
Brazil/Acre
Brazil/DeNoronha
Brazil/East
Brazil/West
CET
CST6CDT
Canada/Atlantic
Canada/Central
Canada/Eastern
Canada/Mountain
Canada/Newfoundland
Canada/Pacific
Canada/Saskatchewan
Canada/Yukon
Chile/Continental
Chile/EasterIsland
Cuba
EET
EST
EST5EDT
Egypt
Eire

Europe/Amsterdam
Europe/Andorra
Europe/Astrakhan
Europe/Athens
Europe/Belfast
Europe/Belgrade
Europe/Berlin
Europe/Bratislava
Europe/Brussels
Europe/Bucharest
Europe/Budapest
Europe/Busingen
Europe/Chisinau
Europe/Copenhagen
Europe/Dublin
Europe/Gibraltar
Europe/Guernsey
Europe/Helsinki
Europe/Isle_of_Man
Europe/Istanbul
Europe/Jersey
Europe/Kaliningrad
Europe/Kiev
Europe/Kirov
Europe/Lisbon
Europe/Ljubljana
Europe/London
Europe/Luxembourg
Europe/Madrid
Europe/Malta
Europe/Mariehamn
Europe/Minsk
Europe/Monaco
Europe/Moscow
Europe/Nicosia
Europe/Oslo
Europe/Paris
Europe/Podgorica

Europe/Prague
Europe/Riga
Europe/Rome
Europe/Samara
Europe/San_Marino
Europe/Sarajevo
Europe/Saratov
Europe/Simferopol
Europe/Skopje
Europe/Sofia
Europe/Stockholm
Europe/Tallinn
Europe/Tirane
Europe/Tiraspol
Europe/Ulyanovsk
Europe/Uzhgorod
Europe/Vaduz
Europe/Vatican
Europe/Vienna
Europe/Vilnius
Europe/Volgograd
Europe/Warsaw
Europe/Zagreb
Europe/Zaporozhye
Europe/Zurich
GB
GB-Eire
GMT
GMT+0
GMT-0
GMT0
Greenwich
HST
Hongkong
Iceland
Indian/Antananarivo
Indian/Chagos
Indian/Christmas

Indian/Cocos
Indian/Comoro
Indian/Kerguelen
Indian/Mahe
Indian/Maldives
Indian/Mauritius
Indian/Mayotte
Indian/Reunion
Iran
Israel
Jamaica
Japan
Kwajalein
Libya
MET
MST
MST7MDT
Mexico/BajaNorte
Mexico/BajaSur
Mexico/General
NZ
NZ-CHAT
Navajo
PRC
PST8PDT
Pacific/Apia
Pacific/Auckland
Pacific/Bougainville
Pacific/Chatham
Pacific/Chuuk
Pacific/Easter
Pacific/Efate
Pacific/Enderbury
Pacific/Fakaofu
Pacific/Fiji
Pacific/Funafuti
Pacific/Galapagos
Pacific/Gambier

Pacific/Guadalcanal
Pacific/Guam
Pacific/Honolulu
Pacific/Johnston
Pacific/Kiritimati
Pacific/Kosrae
Pacific/Kwajalein
Pacific/Majuro
Pacific/Marquesas
Pacific/Midway
Pacific/Nauru
Pacific/Niue
Pacific/Norfolk
Pacific/Noumea
Pacific/Pago_Pago
Pacific/Palau
Pacific/Pitcairn
Pacific/Pohnpei
Pacific/Ponape
Pacific/Port_Moresby
Pacific/Rarotonga
Pacific/Saipan
Pacific/Samoa
Pacific/Tahiti
Pacific/Tarawa
Pacific/Tongatapu
Pacific/Truk
Pacific/Wake
Pacific/Wallis
Pacific/Yap
Poland
Portugal
ROC
ROK
Singapore
Turkey
UCT
US/Alaska

US/Aleutian
US/Arizona
US/Central
US/East-Indiana
US/Eastern
US/Hawaii
US/Indiana-Starke
US/Michigan
US/Mountain
US/Pacific
US/Pacific-New
US/Samoa
UTC
Universal
W-SU
WET
Zulu

•

# Accessing the MSL Qualified Hardware List

## 4

Effective June 30, 2019, Mitel discontinued testing and documenting compatibility of specific server hardware models with Mitel Standard Linux (MSL) and making recommendations. Refer to the *Hardware Compatibility* section in this guide to select the hardware to run your MSL based applications.

This chapter contains the following sections:

- [About Licensing](#)
- [Request a New AMC Account](#)
- [SLS Licensing](#)
- [Access your AMC Account](#)
- [Requesting a new SLS License Server Account](#)
- [Find More Information](#)

This section provides instructions on how to assign licenses to the system via the **AMC** and the **Mitel Licenses & Services Application (SLS Licenses Server)**.

MiCollab and MBG solutions are licensed as a base package with a series of optional, add-on application user packages and system feature options. There are several base packages available depending on the required deployment model. Add-on user packages allow the licensed number of users to access the base package functionality.

## 5.1 About Licensing

### AMC Licensing

The Mitel Applications Management Center (AMC) is an online service accessed via the Internet that provides licensing, monitoring, management, and a variety of other services for installations of Mitel software applications. The AMC is also the procurement and provisioning interface for AMC delivered products and services. As a reseller of Mitel products, you receive a unique licensing account on the AMC system. By logging in to the AMC with the user name and password you are given when you obtain your account, you can view a list of your AMC enabled products, check their status, and add or drop services from any of them.

When you place a new order for Mitel products with Customer Services, the order information is entered into the AMC system. The AMC places the purchased licenses into your licensing account. Before you can install application software, there are four steps to follow:

- In your AMC account, create an Application Record for the MSL-based system and take note of the Application Record ID.



#### Note:

Each Application Record represents one physical hardware device (server or controller).

- Assign all application licenses to the MSL Application Record.
- Assign all User and Device licenses to the appropriate 3300 ICP Application Record.
- Install the MSL-based software and register with the AMC to activate the license.

When the installation of the MSL operating system is complete, it generates a unique Hardware ID. When connected to the AMC through the Internet, you must enter the Application Record ID (also called Service Link ID) that you created for this installation. MSL uses the Hardware ID and the Application Record ID to identify itself to the AMC. Upon synchronization with the AMC, purchased software and options become available.

After online registration, MSL will connect to the AMC regularly via a secure, encrypted connection to synchronize or "sync". When you add or delete services using your AMC account, MSL receives its new configuration instructions from the AMC at the next sync. You can force an immediate sync by clicking the Sync button on the Status page of the server manager. You can also use Sync to check that connectivity between the server and the AMC has been restored after a network problem.

## 5.2 Request a New AMC Account

To request an AMC account, send an email containing the following information to [amc\\_accounts@mitel.com](mailto:amc_accounts@mitel.com):

- Name of your certified Technician
- Full company name
- Company mailing address
- Phone 1/Phone2
- Fax number
- Admin email (address of the person who should receive notification of service expiry dates)
- Tech email (address of the person who should receive notification of update releases and other technical notices)
- Company URL (if any)
- Your Mitel SAP account number
- Specify if you would like your user ID and password delivered to you by fax, phone, or both (for security reasons user IDs and passwords are not sent by email).

Please allow two business days for your AMC account to be created.

## 5.3 SLS Licensing

MSL supports licensing through the **Licenses & Services Application** (SLS License Server) for MiCollab and MBG Solutions with MiVoice MX-ONE, MiVoice Office 400 and MiVoice 5000. The Mitel Licenses & Services Application manages the software licensing and entitlement of the Software Assurance Program. After you obtain the ServiceLink ID or Serial ID from the SLS License Server, the SLS uses your ServiceLink ID to provide you with access to licenses, software releases, and upgrades.

The Mitel Licenses & Services Application allows licensing keys to be automatically created at all times (24 hours a day, 7 days a week) through remote license keys generation. The Licenses & Services Application is also the procurement and provisioning interface for SLS-delivered products and services.

As a reseller of Mitel products, you receive a unique licensing account on the Licenses & Services Application. By logging in to the Mitel Licenses & Services Application with the username and password via the MiAccess Portal, you are given when you obtain your account, you can view a list of your SLS-enabled

products, check their status, and add services to any of them. When you place a new order for products, the order information is entered into the Mitel Licenses & Services Application which can be accessed through the MiAccess Portal. The SLS places the purchased licenses into your licensing account for use in creating a record.

To create a record in the SLS License Server:

- Select/Find Voucher
- Register voucher including SWA

You must install MiCollab and then register it with the License and Services Application online. When you install MiCollab, MSL generates a unique Hardware ID of the server. When you connect to the License and Services Application over the Internet, MSL uses the Hardware ID and the ServiceLink ID/ Serial ID to communicate with the SLS to obtain licensing information (also called sync).

### Accessing your License Server Account

To access your account for the first time:

Pre-requisites:

- MiAccess user account
- MiAccess privilege to access Licenses & Services. The MiAccess privileges includes:
  - **Application access** - This is read only access
  - **License Manager** - includes voucher registration tasks
  - **Upgrade Manager** - includes release upgrade
  - **Service Manager** - includes SWA renewal and export of licensed product list

1. Go to the Mitel web site (<http://www.mitel.com>) and log in to your **Mitel MiAccess** account.
2. From the left menu, click **Licenses & Services**.
3. In the Home page, under the **License Bank** tab, you can access the license vouchers.

## 5.4 Access your AMC Account

To access your account for the first time:

1. Log in to your [Mitel MiAccess](#) account.
2. From the left menu, click **Licenses & Services AMC**.
3. From the drop-down, select **Add a new Licenses & Services AMC login**.
4. Enter your **User ID** and **Password**.
5. Click **Login**. For information about using the AMC, click the Online Help link in your AMC account.

## 5.5 Requesting a new SLS License Server Account

To request account, send an e-mail to **Mitel MiAccess Support**(MiAccess.support@mitel.com). Every partner or organization account by default has access to Licenses & Services Application in the MiAccess portal. In order to get access to **Licenses & Services application** (SLS license server), the following is needed:

- An active MiAccess user account
- MiAccess privilege to access Licenses & Services

## 5.6 Find More Information

To access documentation/software from the Internet:

1. Log in to your **Mitel MiAccess** account.
2. On the left menu, do one of the following:
  - a. Click **eDocs** to access product documentation.
  - b. Click **Software Download Center** to access MSL software.

### **Note:**

You must be a registered user to access documentation and software downloads through Mitel MiAccess account.

# Installing the Hardware

## 6

This chapter contains the following sections:

- [General Requirements of the MSL Host Computer](#)
- [Hardware Compatibility](#)
- [About RAID](#)

MSL software relies upon the host computer meeting the documented hardware standards. Mitel Networks Corporation reserves the right to limit support for hardware configurations that we determine to be incompatible with MSL software. Note that future applications from Mitel may be certified and supported only on specific hardware platforms that provide the requisite speed and performance.

## 6.1 General Requirements of the MSL Host Computer

Hardware requirements for the MSL host are generally dictated by the requirements of the applications that it hosts. Here are some general notes:

- The amount of available RAM is one of the most important considerations for performance as it reduces the load on the disks. If a tradeoff is required, extra RAM is usually more beneficial than a faster CPU.
- For a dedicated connection in a server-gateway configuration, the server requires two Ethernet adapters (also called network adapters or network interface cards). For a server-gateway with a bridged interface, the server requires three Ethernet adapters (one for the LAN, another for the WAN, and a third for the bridged connection to the WAN interface of the firewall). For a server-only configuration, only one Ethernet adapter is needed.

To test server memory before installing MSL, or to debug possible memory problems, see Troubleshooting on page 115.

## 6.2 Hardware Compatibility

To assist partners and customers to select the hardware to run their MSL based applications on, Mitel publishes the following table showing the CentOS version that their MSL is based upon.

MSL Version	Linux Version
10.6.23.0	CentOS 6.1
11.0.50.0	CentOS 7.6
11.0.60.0	CentOS 7.7

MSL Version	Linux Version
11.0.79.0	CentOS 7.9
12.0.28.0	Rocky 8

## 6.3 About RAID

MSL supports disk redundancy, also called RAID Level 1. Disk redundancy ensures that all data is written to two separate hard disks installed in the server. If the primary disk fails, the mirror disk will continue as if nothing had happened. All of the data is protected.

If a disk failure occurs while using MSL software RAID, email notification is sent immediately to the administrative forwarding address configured on the MSL server. If the forwarding address has not been configured, the email is sent to `admin-raidreport@<domain name>`, which must be a valid email account your domain's email server. If neither of these addresses is valid, the notification is not delivered. For this reason, we strongly recommend that you configure an [administrative forwarding address](#).

Disk redundancy can be accomplished using either the MSL operating system software RAID, or an actual hardware RAID controller.

### Note:

Although RAID improves data reliability, to fully protect your system you should perform a backup on a periodic basis. For details, see [Perform Backup](#) on page 104.

### 6.3.1 Hardware RAID

A hardware implementation of RAID uses special-purpose RAID controller hardware. On a desktop system this can be a PCI or PCI-e expansion card. Most hardware implementations provide a cache that generally improves RAID performance. In most systems the write cache is battery-protected, so pending writes are not lost when power fails. Hardware implementations provide guaranteed performance, add no overhead to the local CPU system, and can support many operating systems since the controller presents a virtual single logical disk to the operating system. You configure a RAID array in the controller where you will install MSL. MSL sees this array as a single disk.

MSL is compatible with the recommended hardware-based RAID controllers. The RAID array that will store MSL must be configured before installing MSL.

### Note:

MSL RAID drive failure notification is not active when hardware RAID is used. To enable drive failure notification, additional RAID adapter-specific software must be installed.

## 6.3.2 Software RAID

Software implementations of RAID are now supplied by many operating systems. A software layer sits above the disk device drivers and provides an interface between the logical and physical drives. Software RAID must run on a host server attached to storage, and the server's processor must dedicate processing time to run the RAID software. Processing time required for RAID1, which MSL uses, is negligible. An advantage of software RAID is that it allows RAID disks to be easily moved from one computer to another, which is very useful when hardware fails.

## 6.3.3 Firmware or Driver-Based RAID

To supply a RAID controller that is cheaper than Hardware RAID, some manufacturers have introduced Firmware RAID, which is not a RAID controller chip but is simply a standard disk controller chip with special firmware and/or drivers. During early-stage bootup, the RAID is implemented by the firmware. When a protected-mode operating system kernel (such as MSL) is loaded, the drivers take over. The bulk of RAID processing is done by the host computer's CPU, not by the "RAID controller" itself. Most embedded RAID devices are Firmware/Driver-based RAID controllers and have been used on many entry-level servers.

Firmware/driver-based RAID, known as "dmraid" in MSL, is NOT supported.

## 6.3.4 MSL Software RAID

The MSL system uses Linux software RAID, which has proven reliability and supportability. The MSL RAID configuration utility also includes management, monitoring, and reporting capabilities. Moreover, if a hardware problem occurs, the system can usually be rescued by moving the disks to another system. This is not the case for hardware- or firmware-based RAID.

To enable software RAID1 support, you must have two disks that are the same size or that are capable of having partitions of the same size. These disks can be SCSI, IDE, Serial ATA (SATA), or Serial Attached SCSI (SAS) drives. When the MSL installer detects a server with two fully functional disks, it will configure the disks into a RAID Level 1 array, which is subsequently controlled by the MSL operating system. You can install MSL software on a single disk and then insert a second (blank) disk at a later date to create a mirrored pair (use the "Manage Disk Redundancy" option in the server console to activate the second disk).

If two disks are installed that are not configured into an existing hardware-controlled array, the MSL installation automatically creates an MSL-controlled RAID1 array.

### Note:

MSL does not support RAID Level 0 (disk striping), because it does not provide data protection. MSL does not support RAID Level 5 (disk striping with parity) because of the poor performance and reliability of software implementations of RAID5. If you are seeking RAID5 support, Mitel recommends you consider one of the many hardware implementations, which will provide both protection and performance.

## 6.3.5 BIOS Settings for RAID

The BIOS for each server can be unique. As a result, we must analyze the SATA/RAID controller settings on a server-by-server basis. This process is part of the MSL hardware qualification program and involves testing new servers and recommending the appropriate BIOS settings for various SATA/RAID controllers. See the MSL Qualified Hardware List available in your Mitel MiAccess account.

This process is part of the MSL hardware qualification program.

Each server BIOS is different, and we analyze the SATA/RAID controller settings, on a server-by-server basis, in the MSL hardware qualification program. As new servers are tested, recommendations will be made about BIOS settings to use when dealing with various SATA/RAID controllers. See the MSL Qualified Hardware List available at Mitel MiAccess.

## 6.3.6 Test the RAID Configuration

Prior to deploying the system, you can test the MSL software RAID configuration to confirm that the system can operate with only one disk.

To test the RAID configuration before deployment:

1. Access the server console and log in as "admin".
2. From the console, select the option to **Reboot**, reconfigure or shut down this server.
3. Select **Shutdown** and press **OK**.
4. Remove or disconnect one of the two drives.
5. Restart the system and allow it to fully boot.
6. From the console, select the option to Reboot, reconfigure or shut down this server.
7. Select **Shutdown** and press **OK**.
8. Reconnect the disconnected drive and disconnect the other drive.
9. Restart the system and allow it to fully boot.
10. From the console, select the option to Reboot, reconfigure or shut down this server.
11. Select **Shutdown** and press **OK**.
12. Reconnect the disconnected drive. (Both drives should now be connected.)
13. Restart the system and allow it to fully boot.
14. From the console, select the option to **Manage disk redundancy**.

15. Select **Yes** to activate the unused disk and begin the RAID resynchronization process.

```

Disk redundancy status as of Tuesday June 30, 2015 13:38:27
Current RAID status:

Personalities : [raid1]
md0 : active raid1 sdb1[2] sda1[0]
      102336 blocks super 1.0 [2/2] [UU]
md1 : active raid1 sdb2[2] sda2[0]
      16665472 blocks super 1.1 [2/1] [U_]
      [==>.....] recovery = 13.6% (2267136/16665472)
      finish=7.6min speed=31501K/sec
      bitmap: 1/1 pages [4KB], 65536KB chunk
      unused devices: <none>

A RAID resynchronization is in progress.

< Next >

```

16. Click **Next** to return to the console menu.
17. Wait for a few minutes and select the option to Manage disk redundancy. If synchronization is complete, the screen will indicate that “All RAID devices are in clean state.” If it is incomplete, exit the screen and continue waiting. Depending on the amount of data stored to disk, the synchronization process may take 15 minutes or longer. Accordingly, you may need to exit and re-access the screen several times. (Note that the screen is not updated automatically.)

```

Disk redundancy status as of Tuesday June 30, 2015 13:38:27
Current RAID status:

Personalities : [raid1]
md0 : active raid1 sdb1[2] sda1[0]
      102336 blocks super 1.0 [2/2] [UU]
md1 : active raid1 sdb2[2] sda2[0]
      16665472 blocks super 1.1 [2/1] [U_]
      [==>.....] recovery = 13.6% (2267136/16665472)
      finish=7.6min speed=31501K/sec
      bitmap: 1/1 pages [4KB], 65536KB chunk
      unused devices: <none>

A RAID resynchronization is in progress.

< Next >

```

18. After you receive the message that “All RAID devices are in clean state,” click **Next** to return to the console menu.
19. Click **Exit** from the server console. The system is ready to be deployed.

# Installing MSL Software

# 7

This chapter contains the following sections:

- [Collect Site Information](#)
- [Installation Notes](#)
- [Create Application Record](#)
- [Obtain MSL Software](#)
- [Install MSL Software](#)
- [Configure the Server](#)

Installation of MSL consists of the following tasks:

- [Collect Site Information](#)
- [Read Installation Notes](#)
- [Create Application Record](#)
- [Obtain MSL software](#)
- [Install MSL Software](#)
- [Configure MSL](#)

## 7.1 Collect Site Information

The following table lists the information you need to enter during installation and configuration. For efficient installation, we recommend that you gather this information beforehand:

Item		Notes	Your Information
Server Configuration			
1	Administrator Password	For password strength, choose a password that contains a mix of upper and lower case letters, numbers, and punctuationcharacters, and that is not a dictionaryword.	
2	Domain Name	Names must start with a letter; can contain letters, numbers, and hyphens. For more information, see page 26.	
3	System Name		
4	IP address of your MSLserver	The local, static IP address of the serverwhere you are installing MSL.	

Item		Notes	Your Information
4b	IP address of your external NIC(s)	The IP address of your external Ethernetconnection.	
4c	Alias IP for your externalNIC	A second, alias IP address used forapplications that require a server with twoIPs (like Audio, Web and VideoConferencing)	
5	External Interface Connection	Cable Modem? You need to know if the ISP requires an Account Name OR an Ethernetaddress as identification in DHCP requests	
		DSL Connection? You need to know theusername and password for authentication	
		Direct Connection? You need to know the static IP address	
6	Gateway IP Address	The IP address that your MSL server willuse to access the network.	
7	DNS Server IP Address	Enter the IP address of your corporate DNS server. Note: If your DNS is supplied byyour ISP, leave this setting blank.	
8	Application Record ID #	The number generated when you created an Application Record ID for this product in your AMC account.	
<p><b>"Trusted Network" Access</b></p> <p>If your ICP or some of your users are not on the same subnet as the MSL server, you need to classify them as "Trusted Networks" and then allow them access. Both IPv4 and IPv6 networks are supported.</p>			
1	IP Address	The IP address of the network for which you want to allow access.	

Item		Notes	Your Information
2	Subnet	The subnet mask for the range of addresses you wish to allow.	
3	Router Access	The address of the router/gateway you will use to access the network (or subnet) to which you are granting access.	

## 7.2 Installation Notes

- If you are performing a fresh install, see [Install MSL Software](#) on page 24.
- If you are upgrading from a previous release of MSL software, see [Upgrading MSL Software](#) MSL Software on page 31.

## 7.3 Create Application Record

Create an Application Record for this MSL installation in your AMC license account. You will use the ID number of this Application Record to activate your MSL license. For information about creating Application Records, refer to the online help in your AMC account.

## 7.4 Obtain MSL Software

Before you can install MSL software, you must download the ISO image of the software from Mitel MiAccess and then copy it to a CD/DVD-ROM or USB flash drive.

### 7.4.1 Download Image from Mitel MiAccess

To download an ISO image of MSL software:

1. Log on to [Mitel MiAccess](#).
2. Click **Software Download Center** from the left panel.
3. Click the name of the application software or use the **Search downloads by name** field to find the software you want to install. The correct MSL load for your software is included on this page.

#### Note:

Make sure to download the correct MSL kernel version, either 32-bit or 64-bit. You cannot switch versions when performing a software upgrade or downgrade.

4. Click the **MSLx.x.x.iso** link.

5. Select a download method: **HTTP** or the **Software Download Manager**.
6. Select a location on your maintenance PC to store the downloaded software ISO images.

## 7.4.2 Copy Image to CD or DVD

For 32-bit installations of MSL, use a CD. For 64-bit installations of MSL, use a DVD.

To build a CD or DVD from the downloaded ISO image:

1. Insert a CD or DVD disc into the CD/DVD-ROM drive of the maintenance PC.
2. Navigate to the stored MSL software ISO image and double-click the file. Your CD/DVD burning software builds the CD or DVD.

Note: The .iso file must be written as an image and not as a file.

## 7.4.3 Copy Image to USB

Use a USB storage device that is formatted as FAT32 (DOS), EXT3 (Linux), or NTFS (Windows and Linux).



### Warning:

All existing data is erased from the USB drive when you copy an ISO image to it.

### Linux Environment

To write the image from a Linux system to a USB flash drive:

1. Open a command prompt and execute the dd command.
  - Command structure: dd if=<source> of=<target>
  - Command example: dd if=msl-9.2.22.0.iso of=/dev/sda



### Note:

Use the “enum\_devices” command to determine the <target> block device of your USB flash drive. This command is available only with MSL, not with other versions of Linux.

### Windows Environment

To write the image from a Windows system to a USB flash drive:

- Obtain a USB Image Tool (such as [www.alexpage.de/usb-image-tool/](http://www.alexpage.de/usb-image-tool/)) and use it to write the image to the USB flash drive.

## 7.5 Install MSL Software

The following procedure describes how to install MSL software to a workstation from a CD/DVD or USB flash drive. As part of this process, you are provided with the option to either erase all disks and perform a fresh install or upgrade the existing software.

### Note:

If this configuration utilizes a hardware-based RAID 1, 5, or 10 solution, you must read your server vendor installation documentation and then complete the RAID configuration prior to installing MSL software.

### CAUTION:

The computer on which you install this software will be totally dedicated to being the server. The hard drive of this computer will be erased and re-written with the Linux operating system. This means that while this computer is acting as the server, you cannot use it for any other purpose.

Depending on which install option you select, the installation process may format and erase all attached hard drives. If you have multiple hard drives, be sure to back them up before starting the installation process.

The installation (or upgrade) process rewrites the boot sector on the hard drive. Machines with BIOS boot sector virus detection enabled may fail to boot unattended. This detection should be disabled in the system's BIOS.

To install MSL software on a workstation:

1. If you have a previous version of MSL, back up your configuration and data files using the Backup procedure. See Performing Backup on page 104 for more information.
2. Configure your system to boot from either the CD/DVD ROM drive or the USB drive.
3. Insert the MSL software CD/DVD or USB drive you created in the [Obtain MSL Software](#) section.
4. Reboot the computer. The installation script runs automatically and the MSL Installer dialog appears.
5. Select a software installation package:
  - SL for a server installation.
  - Rescue Mode for a minimal server installation. This option provides a functional Linux environment that allows you to access the files stored on your hard drive even if you cannot run MSL. Select rescue mode only at the direction of Mitel Product Support.
6. Use the arrow keys to select the appropriate keyboard type and then select **OK**. If you are installing from CD or DVD, you are prompted to test it. Click **OK** and then **Test** to test the media for validity and readability, or click **Skip** to proceed to the installation. The software installer runs. MSL detects the installed hard drive(s). If multiple drives are found and they are not already configured in a hardware-

based RAID 1, 5 or 10 array, MSL automatically configures them in an MSL software-based RAID 1 array.

**Note:**

If MSL cannot detect any hard drives (typically because the server has SCSI or SAS hardware that is not compatible with MSL), an error message is displayed.

7. If you do not have a previous version of MSL software, you are offered an Install option. Click Yes and proceed to Step 9. If you do have a previous version of MSL software, you will be prompted to perform an upgrade; see Upgrading MSL Software on page 31 for more information .
8. If you have a previous version of MSL software, you are offered two choices:
  - Erase all disks and perform a fresh install. Select this option if you are performing a major upgrade (i.e. upgrading to Release 10.0 from a previous release), and then proceed to the next step. Because this erases your configuration settings, ensure that you have performed a backup as instructed in Step 1.
  - Upgrade existing software: Select this option if you wish to retain your configuration and application data, and then proceed to the next step.
9. Choose your Time Zone from the list.
10. If you selected Erase all disks and perform a fresh install, the screen displays a warning that your disks will be formatted and asks for confirmation. Click Yes.
11. A log of the installation is created and stored in /root/install.log.
12. Finishing the installation is automatic and takes only a few minutes. At the end of the process, you are prompted to remove the media and then reboot the system.

## 7.6 Configure the Server

After the system has restarted and is no longer booting from the installation media, you are ready to log in and configure the system. If your ISP provided a summary of configuration choices and network information, refer to it while completing the screens in the configuration section of the server console.

The following steps walk you through the configuration settings as they appear on the screen. For more information about a particular step, refer to the Details section included with each step.

### 7.6.1 Restore from Backup?

- Click No if this is your initial installation of MSL software. Continue with the next configuration step “Set Administrator Password”.

OR

- Click Yes to restore server configuration if you have a backup file and are installing MSL subsequent to an initial installation. You are then prompted to select the location of the backup file—a network share, removable device, or another running server. Once you have located the backup file, you can perform the restore and the MSL installation will be complete. See also [Restore Configuration Data](#).

**Note:**

MiVoice Border Gateway versions 11.6 or higher requires Mitel Standard Linux (MSL) version 12.X (ie. 12.0, 12.1, 12.2...), which is included in the MiVoice Border Gateway 11.6 OVA. You can upgrade to MSL version 12.0 by either deploying the MiVoice Border Gateway 11.6 OVA or following the RFI procedure outlined in this section. If neither of these options is feasible for your installation, a fresh install using the MSL .iso image will be necessary. After upgrading to MSL version 12.0 or restoring a database from MSL version 11.0, you must verify that the interface settings have been correctly restored.

## 7.6.2 Set Administrator Password

- Enter the Administrator password and then re-enter it for confirmation.

The Administrator password (or System password) is used to access the server manager and the server console as the "admin" user and the Linux shell as the "root" user. Choose a secure, non-trivial password that is at least eight digits in length and contains a mix of numbers, upper and lower case letters, and punctuation characters.

After you have entered and confirmed the password, the MSL software examines the password for strength. If it is found to be weak, you are offered the chance to change it or continue.

## 7.6.3 Configure Domain Name

- Enter the primary domain name that will be associated with the MSL server. (Default is "mycompany.local".)

Enter the primary domain name that will be associated with this MSL server. This domain will be the default for the web-based server manager. The name must start with a letter and can contain letters, numbers, and hyphens. (For example, mitel.com.)

Note: If you are using the MSL server as a DNS source, changing the domain name will require the server and all clients to reboot, and all references (such as bookmarks) that point to the server will require manual modification.

## 7.6.4 Configure System Name

- Enter a system name for the server (host name). Enter a unique system name for the server. The name must start with a letter and can contain letters, numbers, and hyphens (for example, Server-1).

## 7.6.5 Select Local Network Adapter

- Use the keyboard up/down arrows and the space bar to select the adapter(s) to configure as Local.

MSL automatically detects your system's Ethernet adapters and displays them so you can configure them as "Local Network (LAN)" adapters or, in a later step, as "WAN" adapters. In the initial screen, you can configure multiple LAN connections, each consisting of one or more adapters (multiple adapters are bonded together to present a virtual single interface). You must configure at least one LAN connection.

To configure multiple LAN adapters without bonding them, select only the first adapter on this initial screen. After you have configured your WAN connection (if required), you are offered the option of configuring any remaining adapters as LAN or bridged interfaces.



#### Notes:

- If your application is deployed in a server-gateway configuration, you need to configure at least one adapter as a WAN interface.
- If your application is deployed in a server-gateway with bridged interface configuration, you need to configure one adapter as a LAN interface, another as a WAN interface, and a third as a bridged interface to the WAN interface of the firewall. For this setup, the server requires a minimum of three NICs.

## 7.6.6 Enter Local Networking Parameters

- Enter the local IP address for this server or select from the default parameters provided. The address must be entered in IPv4 format.
- Enter the subnet mask for the local network or accept the default.

Note: If you want to disable serving IP addresses from the local range for the local subnet, set a value of zero for the lease time to disable that local range.

These settings provide information about the internal network so that the server can communicate with other machines on the local network.

If the server is being installed into an existing network, choose an address that is not in use by any other computer on the network.

Note: If you are installing servers at multiple sites within the organization, use different network addresses for each site. This simplifies later troubleshooting and VPN setups.

If the server will be operating in a server-only configuration, and there are other servers on the network, obtain an IP address that is unused in the local network. If your network uses a DHCP server, this address must also be outside of the scope of your DHCP pool.

## 7.6.7 Enable IPv6 Protocol

- Click No to limit the server to IPv4 addresses. Continue with the next configuration step “Select WAN Adapters”.

OR

- Click Yes to enable the server to be programmed with both IPv6 and IPv4 addresses. You are then prompted to enter an IPv6 address for the LAN interface.

Note: If the LAN interface does not have an IPv6 address, this field can be left blank. However, some applications (such as MBG) require entry for IPv6 operation.

In addition to the LAN interface, you can configure IPv6 addresses for the WAN interface and gateway. This enables you to deploy MSL in a network environment that supports a mixture of IPv4 and IPv6 network protocols, and to access MSL via its IPv6 interfaces.

The following table lists the options supported by IPv6 in the current release:

Option	Notes
Server Manager access	Use <code>https://&lt;IPv6address&gt;/server-manager</code> .
System Monitor access	Use <code>https://&lt;IPv6address&gt;/monitor</code> .
LAN interface configuration	Support for one IPv6 address only (i.e. you cannot configure any additional LAN interfaces with an IPv6 address at this time). Bonding is supported.
WAN interface configuration	Support for one IPv6 static address. Bonding is supported. (DHCP/PPPoE with IPv6 is not supported at this time.)
Trusted Networks	IPv6 network addresses are supported.
SSH access	IPv6 access supported.
Review Configuration	Displays IPv6 configuration.
Remote Management access	IPv6 access supported.
Default Gateway	IPv6 network addresses are supported.

Other options, such as backup/restore, port forwarding, Email, DHCP, Hostnames and addresses and domains are not supported.

## 7.6.8 Select WAN Adapters

MSL automatically detects any remaining unconfigured Ethernet adapters and displays them here. If your server requires Internet access, you must configure a WAN (external) adapter. If you configure more than one adapter as "WAN", they will be bonded together to present a virtual single interface.

If your server will be operating in a server-only configuration, you don't need to configure a WAN adapter. Press the space bar to clear the selection and proceed to "Select Gateway IP Address".

If you still have unconfigured adapters at this time, MSL prompts you to configure them as LAN or bridged interfaces. Press Yes to configure the remaining adapter(s) or press No to leave them unconfigured.

## 7.6.9 External Interface Configuration

If you have selected an adapter to act as a WAN interface, specify how the WAN adapter will be configured according to your connection setup:

Your setup:	Choose Option:
Cable Modem and your ISP has supplied an account name	1. Use DHCP and send account name.
Cable modem and your ISP has supplied an Ethernet address	2. Use DHCP and send Ethernet address.
Residential ADSL	3. Use PPP over Ethernet
You have a static IPv4 address.	4 . Use static IP address.
If the server supports IPv6, you may also have a static IPv6 address.	

If you select Option 4:

- Enter the IPv4 address that this server will use to access the Internet.
- Enter the subnet mask.
- If prompted, enter the IPv6 address that this server will use to access the Internet.

## 7.6.10 Select Gateway IP Address

For Internet access:

- Enter your default gateway (router) IPv4 or IPv6 address.

Note: The option to select the Gateway IP Address does not appear if you have configured an external interface (WAN).

## 7.6.11 Select Additional Static IP Address

If you selected External Interface Configuration option 4 (static IP address), you are prompted to enter an additional IP address and subnet mask now. This option provides a second IP for those applications, like Audio, Web and Video Conferencing, which require two different addresses on the same server.

## 7.6.12 Configure DNS

Select a DNS server option:

- To resolve all names locally, do not enter a Corporate DNS server address, and then click Next.

—OR—

- To resolve names using a mix of local and remote resources, enter the Corporate DNS server address, click Next, select localhost, and then click Next. The localhosts file will resolve names for the local domain (the one configured on the MSL server) while the corporate DNS server will handle all other name resolutions.

—OR—

- To resolve names using only the corporate DNS server, enter the Corporate DNS server address, click Next, select corporate, and then click Next. The corporate DNS server will resolve names for all domains.

Although the MSL server contains a fully functional DNS server, if your network already contains a DNS server you should use it for name resolution.

If you enter a Corporate DNS server address, you must use the Domains panel of the server manager to configure the domain lookups that will be handled by the DNS server (see page 96 for more information).

You have now provided all information required for MSL configuration.

## 7.6.13 Activate/Reboot

When you have entered all configuration information, you are prompted to activate your changes. Click Yes to activate changes.

After activation, you are prompted to enter the Application Record ID number. You can enter it now to initiate registration of your licenses or you can bypass this screen and enter it via the server manager later. Note: Some applications must supply this number to acquire licenses from the AMC before they can be installed. (For example, NuPoint UM when installed as part of the MiCollab.)

At the Do you wish to install blades from CD/DVD? prompt, check your application documentation for instructions:

- Click Yes to install application CD/DVDs. Your application documentation will supply instructions for this step.
- Click No to skip this step and complete the boot process.

# Upgrading MSL Software

## 8

This chapter contains the following sections:

- [Upgrade with CD/DVD/USB Media](#)
- [Upgrade with ServiceLink](#)
- [Upgrade with Remote Fresh Install Blade](#)

Mitel Standard Linux provides an upgrade path for most software versions. If you have previously installed a server and now want to upgrade, you can do so while preserving configuration data using one of the following procedures:

- Upgrade with CD/DVD/USB—page 31
- Upgrade with ServiceLink—page 31
- Upgrade with Remote Fresh Install Blade—page 32

## 8.1 Upgrade with CD/DVD/USB Media

You can download the MSL operating system software as an ISO file from Mitel MiAccess, and then copy it to physical media for installation on the server. You can then use it to perform either a "minor" or "major" software upgrade:

- Minor software upgrade: If you are performing a minor software upgrades (for example, upgrading from 9.x to 9.x) you can simply insert the media into the server, boot from the appropriate drive, and select the "upgrade" option during the installation process. Although configuration and application data is maintained, a backup is recommended.
- Major software upgrades: If you are performing a major (for example, upgrading from MSL 9.x to MSL 10.x) you must perform a fresh software. This entails backing up the database, installing the new MSL version from a CD/DVD or USB flash, and then restoring the database.

For more information on upgrading with CD/DVD/USB, see [Install the MSL Software](#).

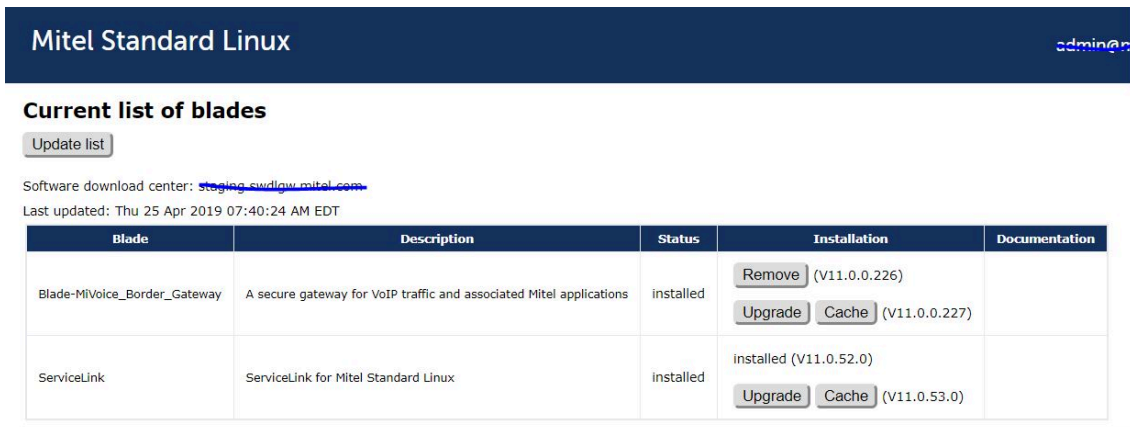
Notes:

- Ensure that your current software applications are compatible with the new MSL version and that they support the Upgrade option.
- You cannot change the primary domain name during an upgrade.

If the MSL server was not shut down cleanly before attempting an update, you may see an error message such as "One or more of the file systems for your Linux system was not un-mounted cleanly". You will not be able to proceed with an upgrade. (You could proceed with a clean install but you would lose your configuration data.) If you want to upgrade and keep existing configuration data, terminate the current upgrade attempt, reboot the MSL server, and then shut it down cleanly. Proceed with the upgrade.

## 8.2 Upgrade with ServiceLink

The ServiceLink update option is the easiest way to upgrade MSL; it is available in the Blades panel on the server manager. For more information, see [Upgrade the MSL Blade](#).



The screenshot shows the 'Mitel Standard Linux' interface with a user 'admin@'. Under 'Current list of blades', there is an 'Update list' button and a software download center link. Below this is a table of installed blades.

Blade	Description	Status	Installation	Documentation
Blade-MiVoice_Border_Gateway	A secure gateway for VoIP traffic and associated Mitel applications	installed	<div>Remove (V11.0.0.226)</div> <div>Upgrade Cache (V11.0.0.227)</div>	
ServiceLink	ServiceLink for Mitel Standard Linux	installed	<div>installed (V11.0.52.0)</div> <div>Upgrade Cache (V11.0.53.0)</div>	

Figure 4: ServiceLink option in Blades Panel

Note that some applications do not support this option, and that it is not available for major upgrades (for example, upgrading from MSL 9.x to MSL 10.x). If the ServiceLink update option update is not visible on the Blades panel, then you cannot use it for your implementation.

## 8.3 Upgrade with Remote Fresh Install Blade

You can upgrade a physical servers running MSL 11.x to MSL 12.x or later without the need for physical media or console access.

### **Note:**

The RFI blade requires sufficient disk space for a backup. If your system has insufficient disk space, the blade will not be listed on the Blades panel.

To perform a remote fresh install:

1. Perform a backup through the server manager (this step is optional but recommended). See [Backup](#) on page 51.
2. In the server manager, under ServiceLink, click Blades and then click Update List.
3. Locate the Remote Fresh Install blade and click Install link beside it.
4. Accept the software license agreements when prompted.

The system automatically backs up the database, installs the software, and restores the database. After this process is complete, you are prompted to reboot the server.

1. In the server manager, under Administration, click Shutdown or reconfigure, select Reboot and then click Perform.
2. When the reboot is complete, log back in to the server console and confirm that the configuration data has been restored. If there is a problem, restore from the backup. See [Restore on an Operational System](#) on page 108.
3. Select the option to Register for Service Link to perform a sync with the AMC.
4. Reinstall your application software.

#### Upgrade from a Previous Version and add RAID1

If you enabled software mirroring with a previous version of the software, you can upgrade without problems, provided an upgrade path is available. However, if you are upgrading a previous version of the software that was not installed with software mirroring, and you now want to use software mirroring, perform these steps:

- Perform a backup through the server manager.
- Install the second disk and perform a fresh install of MSL.
- Restore the backed up configuration through the server console.

# Installing Software Blades

## 9

This chapter contains the following sections:

- [Security Software Patch Installation](#)

Software application blades can be installed in one of three ways:

- From a CD/DVD-ROM or USB device by logging into the server console as the admin user (except for MiCollab )
- From a CD/DVD-ROM through the server manager Blades panel
- Via the Mitel software download center (swdlgw.mitel.com) and content distribution network (swdl.mitel.com)

To obtain the software entitlements for your server ARID any firewalls must allow outgoing ssh connections on port 22 to the Mitel Applications Management Center (AMC), blades.mitel-amc.com with static IP: 216.191.234.91.

To obtain download access tokens from the Mitel software download center, any firewalls must allow https connections on port 443 to swdlgw.mitel.com, which has static IP: 99.81.17.20.

Please verify the IP address for swdlgw.mitel.com with a DNS lookup before adding it to any firewall rules as the server IP may change over time.

To download software from the content delivery network, https connection on port 443 to swdl.mitel.com must be allowed. Static IP addresses cannot be guaranteed by the content delivery network therefore any firewall rules must allow access to the FQDN. The CDN IP addresses may change depending on where in the world the download is taking place to ensure the fastest speed as possible for that geolocation.

## 9.1 Security Software Patch Installation

Periodically, you will be informed by Mitel Product Support that a software patch is available which addresses a security vulnerability. You can download and install the patch from the Blades panel.

This chapter contains the following sections:

- [Overview](#)
- [VMware Implementations](#)
- [Hyper-V Implementations](#)

## 10.1 Overview

A variety of MSL-based applications, including MiCollab, NuPoint UM, MiCollab Client and MiVoice Border Gateway, can be can be run as virtual appliances in a VMware vSphere or Microsoft Hyper-V environment. For a list of supported applications, please refer to the [Virtual Appliance Deployment Guide](#) available at Mitel MiAccess.

### 10.1.1 Requirements for Virtual Deployments

- For a list of supported servers, refer to the hardware compatibility guides provided by VMware and Microsoft.
- For information concerning hardware and software requirements, deployment considerations, supported features, and configuration guidelines, refer to the [Virtual Appliance Deployment Guide](#) available at Mitel MiAccess.
- For additional product-specific restrictions and requirements, plus host and storage performance guidelines, refer to the Mitel application-specific Engineering Guidelines documentation available at Mitel MiAccess.

### 10.1.2 Software for Virtual Deployments

#### VMware

For virtual deployments in a VMware environment, MSL software is packaged with the application software and delivered as an OVA file which can be installed on a vSphere client using the Deploy OVF Template wizard. OVA files for the various applications can be downloaded from Mitel MiAccess.

Software updates can be delivered in one of three ways:

- ServiceLink updates through the MSL Server Manager Blades panel (for most applications except MiCollab)
- Server manager Install Applications panel (MiCollab and MiVBX)
- Deploy a new OVA image (for all applications)

## Hyper-V

For virtual deployments in a Hyper-V environment, you use the same MSL and application ISO images as for installing during the physical procedures, but you must still purchase the virtual version of the license for the Mitel products.

Software updates are also handled like a physical implementation. For minor release and service pack upgrades, use the Blades panel. For major releases, you must perform a fresh install and restore a product-specific backup. Prior to performing an upgrade, you can clone the virtual appliance or take a snapshot to serve as a backup.

### 10.1.3 Licensing for Virtual Deployments

When a virtual appliance is powered up, you are prompted to enter your Application Record ID (ARID), just as it would with a physical server. When the AMC receives a virtual appliance ARID, it responds with a Globally Unique Identifier (GUID) for the appliance. The GUID is stored in the database of the virtual appliance and used when performing regular synchronization with the AMC.

If a virtual appliance is upgraded by deploying a new OVA, MSL backup and restore procedures must be used to maintain the GUID and to ensure continued synchronization with the AMC. If the GUID is not maintained, you will need to contact the AMC and have it reset.

The GUID in the virtual environment serves an equivalent purpose to the Hardware ID in the physical environment.

Note: The server hosting the virtual appliance must have continuous Internet access (for both licensing and for application use).

## 10.2 VMware Implementations

### 10.2.1 VMWare: Installation

Installation consists of the following tasks:

1. Collect site information
2. Create Application Record
3. Download .ova file from Mitel MiAccess
4. Deploy the virtual appliance
5. Configure MSL
6. Configure the application



**Note:**

Steps 1-2 and 5-6 are the same for both physical and virtual installations and will not be repeated in this procedure.

## Download the OVA File

Download the applicable .ova file from Mitel MiAccess:

1. Launch a web browser on the vSphere Client PC.
2. Log in to Mitel MiAccess.
3. Click Technical and then click Software Downloads.
4. Click the appropriate application name and version for the software you want to install.
5. Review the application Release Notes.
6. Click the appropriate link to download the .ova file.
7. If you agree to the software disclaimer, click "I agree [Download using Software Download Manager]".  
(On initial use, you will have to install the Download Manager application.)
8. Save the .ova file to a folder on the vSphere Client PC.

### Note:

Some applications, such as NuPoint Unified Messaging, require installation of additional .iso files for optional software.

## Deploy the Virtual Appliance in VMware

The .ova file you downloaded from Mitel MiAccess contains the MSL operating system, the application software, and VMware Tools (a suite of utilities to enhance performance).

To deploy the virtual appliance on a vSphere host:

1. Launch the vSphere Client on the network PC:
  - a. Click **Start > All Programs**.
  - b. Click **VMware > VMware vSphere Client**.
  - c. Enter the hostname or IP address of the Hypervisor ESX/ESXi host server. **OR**
    - a. Enter the hostname or IP address of the vCenter Server.
    - b. Enter your username and password.
    - c. Click **OK**.
2. In the vSphere Client application, click File > Deploy OVF Template. (The .ova file you downloaded is a template file in OVF format.)
3. In the Deploy OVF Template screen, specify the storage location of the .ova file you downloaded.
4. Specify the Source Location for the OVF template file (.ova file extension):
  - To deploy from a file on the local PC or from a network share, click Browse and navigate to the file.
  - To deploy from a URL (if the file is on the Internet or is accessible through a web browser) enter the URL of the file location.

5. Click Next. The OVF Template Details screen appears. The information shown is derived from the .ova file to provide a “check” for correct application and version. Note that the Download size is only an estimate until a deployment configuration is selected later in the process.
6. Click Next. The End User License Agreement screen appears.
7. Click Accept to accept the end-user license agreement, and then click Next. The Name and Location screen appears.
8. Enter a meaningful name for the virtual appliance, or accept the default name, and then click Next. The Deployment Configuration screen appears.
9. Select the resource profile that best matches your site. For example, MiCollab offers “Small Business” for up to 150 users, “Mid-Range” for up to 2500 users, or “Enterprise Multi-application” for up to 5000 users. Your selection determines the hardware resource requirements. Click Next. The following three steps are dependent on your configuration.
10. If you are using the optional vCenter Server, select the appropriate Host/Cluster for this deployment and then click Next.
11. If you are using the optional vCenter Server, select the appropriate Resource Pool for this deployment and then click Next.
12. If multiple Datastores are available, select the Datastore for the vNuPoint instance, and then click Next. The Disk Format screen appears.
13. In the Disk Format screen, select a provisioning format:
  - Thick provision Lazy Zeroed
  - Thick provision Eager Zeroed
  - Thin provision

Click Next. The Network Mapping screen appears.

14. Configure the network mapping. (This screen is only displayed if the network defined in the OVF template does not match the name of the template on the host to which you are deploying the virtual application.) The required settings are dependent on your deployment configuration:
  - Network Edge (Server-Gateway) Mode: In this configuration mode, the server functions as a firewall/Internet gateway with two Ethernet interfaces. One interface is connected to the internal network (LAN) while the other is connected to the external network (Internet). Select the destination LAN and WAN networks for the OVF template. These are the "Associated Networks" that are assigned in the LAN and WAN IP Pools. You must assign the LAN and WAN destinations to different networks.
  - LAN Only (Server-only) Mode: In this configuration mode, the server is only connected to the internal network (LAN). For this mode, only select a destination LAN network for the OVF template.
  - LAN (Optional): This interface can be used to connect a management application or to route the SIP Proxy to an isolated SIP Proxy network.

Contact your Data Center administrator for more details on which Network Mapping to use.

15. Click Next. If you are deploying on vCenter, the Properties screen appears. You can use this screen to configure the MSL operating system parameters. Complete the fields in this screen using the information that you have collected. Mandatory fields are highlighted with a red border.
  - You must specify both the LAN IP and WAN IP addresses. Otherwise, the virtual appliance will not power on. If you are deploying the virtual machine in LAN only (server-only) mode set the WAN IP address to 0.0.0.0.
  - For Network Edge deployments, ensure that the LAN IP and WAN IP addresses are on different subnets and the Gateway IP address is on the subnet of the WAN IP address.
  - You can only use this screen to set the LAN IP and WAN IP addresses for the initial deployment of the appliance. After initial boot-up, you must use the MSL server console interface to modify the LAN IP or WAN IP addresses.

16. Click Next. The Deploy OVF Template Ready to Complete screen appears.
17. If you are using the optional vCenter Server and you are installing MiCollab with Voice, you are prompted to enter MSL configuration information such as the Admin password and networking properties. (Other applications will take advantage of this feature in future releases.)
18. Click Next to display your deployment settings.
19. Review the information and then click Finish. vSphere deploys the virtual appliance on the server. A progress bar is displayed.
20. When deployment is complete, click Close. The new virtual machine appears in the inventory list in the left-hand pane.

## Power On the Virtual Appliance

1. In the vSphere client, right-click the virtual appliance name and then click Power > Power On (or click the Power On icon).
2. Right-click the virtual appliance name again and click Open Console. The MSL server console opens and displays the MSL boot up screens.
3. Application configuration and any additional MSL configuration (if required) is performed in exactly the same way as for a physical server installation.

## 10.2.2 VMware: Access the Server Manager and Update the Admin Password

For increased server access security when installing virtual appliances, users will be prompted to change the administrator password the first time they use the MSL server manager to access the system. This update ensures that the original password information stored in the virtual appliance cannot be used to access the server.

1. [Power On the Virtual Appliance](#) (see above).
2. Access the MSL server manager:
  - a. Open a web browser on the local network.
  - b. Enter the URL: `http://<IP_address_of MSL server>/server-manager`.
3. The Change Account Password dialog appears. Enter your old and new passwords, verify your new password, and then click Change Password.



### Note:

If desired, you can cancel out of the dialog and use the original administrator password to access MSL. However, the next time you log in through the server manager, you will again receive a prompt to update the password.

## 10.2.3 VMWare: Backup

To back up the VMware virtual appliance, use the same methods that you would use for a physical server. An MSL backup is required if you are deploying a new OVF, or if you are migrating from a physical to a virtual deployment.

Most application-specific backups, such as the NuPoint UM backup procedure, are also supported. (Note that the NuPoint UM backup does not back up MSL configuration or ARID information. See the NuPoint documentation for backup instructions.)

VMware also supplies optional backup tools including:

- vStorage API for Data Protection (vADP): APIs that third-party backup utilities can use to backup/restore from a central backup server
- VMware Data Recovery: a vCenter plug-in that enables disk-based backup and restore

**Note:**

VMware snapshots are not supported as a backup method.

All virtual appliances can also be backed up by exporting an OVF template of the virtual appliance. The template is a copy of the virtual appliance in .ova format. To restore the virtual appliance, you deploy the exported OVF file to the vSphere platform.

Check the training material and/or documentation for your application to see which methods are supported/recommended.

### Export an OVF Template

To export an OVF Template:

1. In the vSphere client, right-click the virtual appliance name and select Shutdown Guest.
2. Click File > Export > Export OVF Template.
3. Enter the name of the OVF template file and the directory where you want to save it.
4. Select one of the following options:
  - a. Physical Media (OVA): to export a single .ova file (recommended)
  - b. Web: exports multiple files
5. Select one of the following Format options:
  - a. Single File (OVA): to export a single .ova file (recommended)
  - b. Folder of Files (OVF): exports multiple files
6. Click OK. MSL automatically configures the NIC address for the new virtual machine.

**i Note:**

For virtual machines with multiple NICs, automatic NIC addressing is not guaranteed. If your virtual machine has multiple NICs and does not function correctly after the OVF export, we suggest that you select the server console option “Configure this Server” to manually configure the NIC addresses.

## 10.2.4 VMWare: Upgrade

When a new version of the software and/or MSL is available, several upgrade methods are available. A major release is one where the main release number changes (for example, Release 9.x to Release 10.x.)

For upgrades within the same major release, you can use the following MSL server manager upgrade methods:

- For MiCollab: use the “Install Applications” option in the server manager. (Note: Some applications may require additional software to be installed from a DVD.)
- For most other applications: Use the Blades panel in the MSL server manager.

When you are upgrading to a new major release,

- Back up the current system.
- Deploy a new virtual appliance with the new .ova file and then restore backup data.

For either of these methods, before you upgrade, you must:

- Apply the appropriate upgrade license
- Ensure that your virtual machine has the required resources for the new release
- Check your application documentation for restrictions or conditions

### Upgrade with a New OVA File

This task list presents the general steps required to upgrade your virtual machine. For detailed instructions, refer to the Installation and Maintenance Guide for your application. This method ensures the latest virtual appliance configuration updates and VMware Tools version.

To upgrade a virtual appliance using new .ova file:

1. Ensure that the upgrade license has been applied to the Application Record for this deployment.
2. Download the new .ova file and any optional software files from Mitel MiAccess and store on a network drive or on the vSphere Client PC.
3. Back up the current configuration and application data to a network drive or on the vSphere client PC.
4. Deploy the new .ova file.
5. When prompted to “Restore from Backup?”, select Yes and then select “Restore from Network Share”.
6. When the restore is complete, select Reboot.

7. For multi-NIC systems, test network and, if required, update the MSL configuration with the NIC addresses for the new virtual appliance.
8. Install any optional software (like NuPoint UM language prompts).

Note: Unless steps are taken to preserve them, log and core files from the original virtual appliance will not be present in the upgraded appliance.

## 10.2.5 VMWare: Convert from Physical to Virtual

This task list presents the general steps required to upgrade your virtual machine. For detailed instructions, refer to the Installation and Maintenance Guide for your application.

Notes:

- Ensure that conversion is supported for your deployment configuration BEFORE you begin.
- Conversion requires a service outage and should be scheduled for off hours.

To convert from physical to virtual:

1. Purchase the required “Server to Virtual” licensing and apply it to the Application Record. Make a note of your Application Record ID.
2. If you are converting from MSL 9.2 to 9.3 or later, request a reset of the Hardware ID. (Not required for conversion between two 9.3 or later systems.)
3. Download the latest .ova file from Mitel MiAccess.
4. Deploy the virtual appliance but do not power it up.
5. Back up the physical server using the method recommended in the application documentation.
6. Shut down the physical server, launch the vSphere Client, and power up the virtual appliance.
7. Open the virtual appliance console and, when prompted to “Restore from Backup?”, select Yes.
8. If converting from MSL 9.2, when the restore is complete, access the MSL server manager and click Status. Deactivate and reactivate the ServiceLink so it matches the new AMC GUID. (This step is not required for conversion between two systems that are both running MSL 9.3 or later.)

## 10.3 Hyper-V Implementations

Deploying Hyper-V involves creating a Virtual Machine (VM) with the correct resource allocation to support the installation of the particular Mitel virtual application. This section provides an overview of the steps for creating the Hyper-V virtual machine on which you can install the Mitel virtual applications. For detailed instructions, refer to the [Virtual Appliance Deployment Guide](#) available at Mitel MiAccess.

### 10.3.1 Limitations

- Hyper-V virtual machines that run Mitel Standard Linux (MSL) do not support connection of USB devices. Accordingly, the MSL software installation must be performed from the CD/DVD-ROM drive.
- Mitel software must be installed using traditional physical ISO images available from Mitel MiAccess. OVA images cannot be used. After creating the virtual machine, use the ISOs to install the MSL operating system and application software as you would on a physical system.

- Once the software has been installed and licensed, Hyper-V must maintain online connectivity to the AMC and is subject to the same Sync Expiry rules in place for VMware-based deployments.
- To achieve the same performance as VMware, a Hyper-V virtual machine requires twice as many virtual processors.

## 10.3.2 Hyper-V: Installation

Installing the Mitel application on Hyper-V consists of the following tasks:

1. Create the virtual environment.
2. Install and configure Mitel Standard Linux (MSL) on the virtual machine.
3. Install the Mitel virtual application on the virtual machine.

### Create the Virtual Environment

When configuring the virtual environment, adhere to the following guidelines:

- Configure the Guest Hardware with the number of processors, amount of memory and disk size specified in the Virtual Appliance Deployment Guide and the Engineering Guidelines for the application you are installing.
- Recommended settings:
  - Select CentOS Linux 6 (32 bit) as the operating system.
  - Set Virtual Machine Type to Generation 1.
  - Set the CPU priority to High for the voice-sensitive Mitel applications. Lower settings can be used for the other applications.
  - Connect a new Virtual Hard Disk (fixed and correct size).
  - Add the disk to the IDE Device.
- Configure an additional NIC if the Mitel application is being deployed in server-gateway mode. See the Virtual Appliance Deployment Guide for details.
- Before starting the virtual machine and before MSL is installed, modify the Virtual Machine to match resource requirements specified in the Virtual Appliance Deployment Guide for the application you are installing. For example, allocate four vCPUs to a MiCollab implementation.

### Hyper-V: Install Mitel Standard Linux

Installing the MSL operating system in Hyper-V is identical to installing it on a physical server. The only limitation is that you can mount the ISO image from a network drive or CD/DVD, but not from a USB device. For instructions, see [Install MSL Software](#).

### Hyper-V: Install the Mitel Application

Installing Mitel virtual applications in Hyper-V is very similar to installing on a physical server. For Hyper-V installations, you use the same MSL and application ISO images as for installing during the physical procedures, but you must still purchase the virtual version of the license for the Mitel products. Optional application software can be installed from the Blades panel of the MSL server manager or from an ISO image.

Refer to the installation documentation for the specific Mitel product on Mitel MiAccess for detailed instructions for installing the appliance on a physical server.

### 10.3.3 Hyper-V: Upgrade

Hyper-V virtual machines are upgraded similarly to physical servers. You will need to upgrade MSL and the application together. You can clone or snapshot the VM as a backup before upgrading.

- For minor release and service pack upgrades, use the Blades panel.
- For major releases, perform a fresh install and restore a product-specific backup.

# Server Administration and Maintenance

# 11

This chapter contains the following sections:

- [Server Manager](#)
- [The Server Manager Menu](#)

There are two ways to perform server administration, depending on the function you want to perform.

- **Server Manager:** a web-based control panel for performing such tasks as installing applications, configuring the server and its optional features, and managing available services.
- **Server Console:** a text-based control panel built into the MSL server and used for performing functions like reconfiguring network parameters (changing server configuration, for example), testing Internet access, and managing disk redundancy. (See page 102.)

## 11.1 Server Manager

The server manager is accessed using a web browser on the local network by visiting the URL: *http://<IP\_address\_of MSL server>/server-manager*.

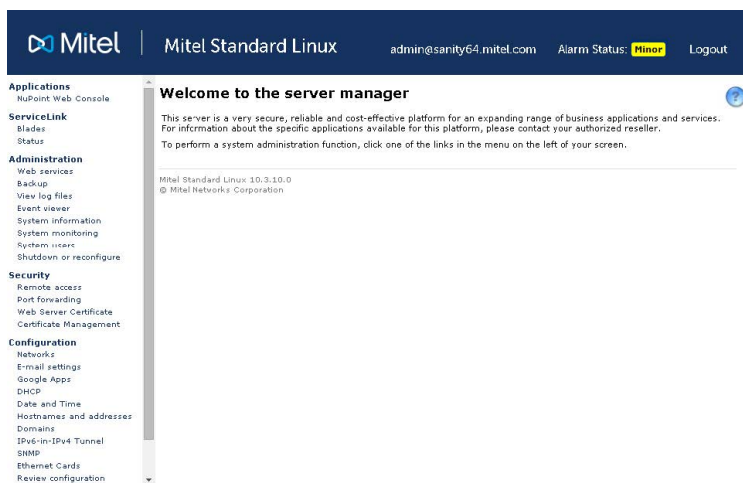
### Notes:

- Remote access to the server manager is only possible via an encrypted connection, using SSL (https).
- By default, the server manager is accessible only from the local network. To extend access privileges to other networks, you must program them. Do this while you are physically connected to the local network. For details, see [Remote Management](#) on page 65 and [Networks](#) page 67.
- You should allow access only from local and remote management networks, not from the public network (entire Internet). For details, see [SSH Settings](#) on page 66
- Server Manager login is protected from brute force password attacks. By default, six consecutive failed login attempts within a 10-minute period locks out the IP address of the client for 30 minutes.

To check Meta Refresh:

1. In Internet Explorer, click **Tools > Internet Options**.
2. On the **Security** tab, click **Custom Level...**
3. Scroll down to the **Miscellaneous** section and ensure that **Allow META REFRESH** is enabled.
4. Click **OK** to exit.
5. When the page opens, enter the user name “admin” and the system password, then click **OK**. The server manager appears, as shown in following figure. Descriptions of each menu item follow the image.

Figure 5: Server Manager



## 11.2 The Server Manager Menu

Section	Menu Item	Use this option to...	For more info, see page
ServiceLink	Blades	view current list of blades and install/cache/upgrade/remove links	71
	Install Applications	<ul style="list-style-type: none"> <li>select the PBX Type with which the MiCollab server will interact (upon first accessing the screen)</li> <li>view current list of MiCollab applications, services and security patches</li> <li>install new software and upgrade existing software online or a removable USB/DVD device</li> </ul> <p>See the MiCollab online help for more information.</p>	N/A
	Status	view ServiceLink status for this server provided by the AMC	73
Administration	Web Services	MSL includes a Representational state transfer (REST) API that supports the features and functions currently available in the traditional Mitel administrative interfaces. Do not update the settings on this panel.	83

Section	Menu Item	Use this option to...	For more info, see page
	Backup	backup server configuration data (and application data)	76
	Restore	restore server configuration data (and application data)	80
	View log files	view or download log files generated by the services running on this server	82
	Event viewer	view the current alarm status of the system and a list of recent events	85
	System information	view (and control view access) of networking parameters, server, and domain information	87
	System monitoring	view (and control view access) for system monitoring	88
	System users	add, edit, or delete user accounts for users who may access the MSL server	88
	Shutdown or reboot	reboot, reconfigure, or shutdown your system	92
Security	Remote Access	review and configure remote access settings (for example, PPTP and SSH)	92
	Port forwarding	use to modify your firewall rules to provide port forwarding (For server-gateway configurations only.)	96
	Syslog	configure the syslog server to accept events from remote hosts, or send events to remote hosts	96

Section	Menu Item	Use this option to...	For more info, see page
	Web Server	use to install third-party security certificate on server (example: certificate purchased from company like VeriSign), and to export the certificate and private key files for use on another server  use to enable/disable support for TLS version 1	98
	Certificate Management	manage client certificate signing requests.	98
Configuration	Networks	grant trusted local access privileges to other IPv4 and IPv6 networks	113
	Email Settings	configure SMTP settings	117
	DHCP	manage/configure the MSL DHCP server	121
	Date and Time	enable/configure network time server	124
	Hostnames and Addresses	view/add hostnames if using the MSL server as a DNS server.	126
	Domains	view/manage virtual domains and corporate DNS settings.	127
	SNMP	configure SNMP support for remote management/monitoring	129
	Ethernet Cards	configure the speed and duplex settings for the Network Interface Cards	131
	Review configuration	view networking parameters, server, and domain information	132

Section	Menu Item	Use this option to...	For more info, see page
Miscellaneous	Support and licensing	view the MSL License Agreement (EULA)	-
	Help	access online help for MSL configuration	-

## 11.2.1 Blades

Software blades allow applications and services to run on MSL. For example, the Mitel Border Gateway blade allows your MSL server to run the MBG application (See Figure 6.)

You can use the Blades panel to install, upgrade or remove an application or service that is running on MSL, install a security patch, or upgrade MSL itself.

You can download and install a software blade in a single step, or you can download it for installation later. The first option ties up your computer for a short period of time. The second option, which is known as “caching,” enables you to initiate the download and then use your computer for other purposes.

### **Note:**

Some applications may alter the behavior of the Blades panel. For example, in MiCollab deployments, the Blades panel is replaced by the Install Applications panel, which you can use to install and upgrade MiCollab applications and security patches. For more information, refer to the MiCollab online help.

## Blades Panel

Mitel Standard Linux
admin@msl

**Current list of blades**
  
Update list

Software download center: [staging.cudlglw.mitel.com](https://staging.cudlglw.mitel.com)
  
Last updated: Thu 25 Apr 2019 07:40:24 AM EDT

Blade	Description	Status	Installation	Documentation
Blade-MiVoice_Border_Gateway	A secure gateway for VoIP traffic and associated Mitel applications	installed	Remove (V11.0.0.226) Upgrade Cache (V11.0.0.227)	
ServiceLink	ServiceLink for Mitel Standard Linux	installed	installed (V11.0.52.0) Upgrade Cache (V11.0.53.0)	

For information about configuring and using application software blades, refer to the documentation for each application.

## Install, Upgrade, Cache or Remove a Blade

1. In the server manager, under **ServiceLink**, click **Blades**. The currently cached list of blades is displayed.
2. Click **Update List** to retrieve the latest list of available blades from the Mitel software download center.
3. Scroll through the list and locate the blade for the feature that you are adding to the system.
4. Do one of the following:
  - To install a new blade immediately, click the **Install** link beside it.
  - To download a blade for installation at a later time, click the **Cache** link beside it. Complete the installation process by clicking the **Install** or **Upgrade** link.
  - To upgrade a blade, click the **Upgrade** link beside it.
  - To delete a blade, click the **Remove** link beside it.
5. Reboot the server (if required for the application blade). Each software blade modifies the server manager navigation menu to allow you access to application configuration pages. For details, consult the documentation provided with each application blade.

### Note:

- You can also install blades from a CD/DVD. If you have an application distributed in this way, insert the disc before loading the blades panel, or click Update List after inserting the disc.
- If the blade does not have an upgrade link, then you are already running the latest software version or the application does not support ServiceLink upgrades.

## Upgrade the MSL Blade

To upgrade MSL:

1. In the server manager, under **ServiceLink**, click **Blades**.
2. Click **Update List** to ensure an up-to-date listing. Newer MSL versions are listed as ServiceLink blades and include an Upgrade link.
3. Do one of the following for the MSL version you want to install:
  - To download the blade for installation at a later time, click the Cache link beside it. Complete the process by clicking the Upgrade link.
  - To upgrade a blade immediately, click the Upgrade link beside it.

**Note:**

If Mitel Standard Linux does not have an upgrade link, then you are already running the latest software version.

## 11.2.2 Status

This panel provides updated ServiceLink status information for this server. Status information is downloaded from the Applications Management Center (AMC) to the server as part of the synchronization protocol.

You must activate ServiceLink before you can view status information.

## 11.2.3 Online Activation

To activate ServiceLink online:

1. Obtain an Application Record ID (or service account ID) from your authorized reseller.
2. Under **ServiceLink**, click **Status**.
3. Enter your **Application Record ID** (also called Service account ID).
4. Address and port number of License Server or proxy:
  - If the AMC license server is being used and no proxy connection is required, leave the address and port fields blank
  - If the AMC license server is being used, but must be accessed via a proxy, enter the proxy address and proxy port number

**Note:**

The proxy server must be configured to forward TCP packets on the incoming port to the AMC address (sync.mitel-amc.com) on port 22.

- If SLS is being used, enter the proxy address as sync.sls.mitel.com and leave the port number blank. This field is mandatory when using the SLS for licensing.

**Note:**

To activate an SLS Serial ID the following connections must be allowed through any firewalls.

- **FQDN:** sync.sls.mitel.com, **Current IP:** 18.200.183.29 **Port:** 22 **Protocol:** SSH
- Customer must verify current IP before creating firewall rules as the IP address may be subject to occasional change.

5. Click **Activate** to synchronize with license server and activate ServiceLink.

Following successful activation, MSL periodically reconnects to the license server (every 24 hours by default) via a secure, encrypted connection to synchronize ServiceLink status information. License expiration dates and any service entitlement changes made to your license server account are updated at this time.

## 11.2.4 Offline Activation

The following procedure describes how to perform offline activation from the server manager using a maintenance PC.

If your MSL server has a USB drive, you may also perform offline activation from the server console. Refer to the [Offline Sync with the AMC](#) on page 153 for details.

**Note:**

When an offline system is upgraded to MSL 10.0, it will receive a Major alarm indicating that the AMC synchronization process has failed. To disable auto-synchronization and prevent further alarms, re-do the Offline Activation procedure. The original alarm can then be cleared manually.

To activate ServiceLink offline with **AMC**:

1. Obtain an Application Record ID (or service account ID) from your authorized reseller.
2. In the server manager of the maintenance PC, under **ServiceLink**, click **Status**.
3. Enter your **Application Record ID** (also called Service account ID).
4. Select **Enable offline license generation**.
5. Click **Activate** to request an offline licensing file.
6. The Operation status report page is displayed. Click **Download license request file**.
7. In the file download dialog, click **Save** and save the zip file to a portable storage medium on the maintenance PC.
8. Remove the portable storage device and go to an Internet-connected PC.
9. On the Internet-connected PC, extract the contents of the zip file to a temporary folder.

10. Open the folder and double-click the **sync.bat** file to execute handshake and synchronization with the AMC.

Synchronization occurs with the AMC and the sync.bat file creates a license.zip file containing license files from the AMC. (If you receive a security warning during this process, click **Run**.)

11. Save the **license.zip** file to the portable storage device.
12. Remove the storage device from the Internet-connected PC and return to the maintenance PC. Insert the storage device in the maintenance PC.
13. In the server manager of the maintenance PC, under **ServiceLink**, click **Status**.
14. Beside **Upload license file**, click **Browse**.
15. In the file upload dialog, browse to the **license.zip** file that was created by executing the sync.bat file, then click **Save** to select the file to be uploaded.
16. Click **Upload license file** to install the synchronized license key file and activate the purchased options.

To activate ServiceLink offline with **SLS**:

1. Obtain an Application Record ID (or service account ID) from your authorized reseller.
2. In the server manager of the maintenance PC, under **ServiceLink**, click **Status**.
3. Enter your **Application Record ID** (also called Service account ID).
4. Select **Enable offline license generation**.
5. Click **Activate** to request an offline licensing file.
6. The Operation status report page is displayed. Click **Download license request file**.
7. In the file download dialog, click **Save** and save the zip file to a portable storage device on the maintenance PC.
8. Remove the portable storage device and go to an Internet-connected PC.
9. Access the license server through **Mitel MiAccess** portal.
10. Click **Licenses & Services** option from the left menu, **License Server** home page opens.
11. Use the **Search product/ end customer** option and find your system.
12. In the **Licenses & Service** home page, click **Upload request** from the left menu. Browse to locate the zip file downloaded in Step 6, and upload offline license request, and click Upload Request.
13. Scroll to the bottom of the page to download and save latest license zip file. Save the license.zip file in a portable storage device.
14. Remove the storage device from the Internet-connected PC and return to the maintenance PC.
15. Insert the storage device in the maintenance PC.
16. Log into the server manager of the maintenance PC.
17. In the server manager of the maintenance PC, under ServiceLink, click Status.
18. Click **Sync** to generate an offline license request. The Upload license file and Download licensing refresh file buttons are displayed.
19. Beside Upload license file, click **Browse**.
20. In the **file upload** dialog, browse to the license.zip file on your PC and upload the latest license zip file containing the licenses to the server manager. Click **Save** to select the file to be uploaded.
21. Click **Upload license file** to install the synchronized license key file and activate the purchased licenses.

## 11.2.5 Manual Synchronization

Although the system automatically synchronizes with the license server on a periodic basis (every 24 hours by default), you can force an immediate synchronization at any time. This is useful to check the network connection between MSL and the license server, attempt to clear major alarms that are generated if the automatic sync process fails, or to obtain up-to-date ServiceLink configuration information from the license server. This procedure can be performed on systems that have been activated either online or offline.

To manually synchronize with the license server:

1. Under **ServiceLink**, click **Status**.
2. Click the **Sync** button.

## 11.2.6 Deactivation

In case of hardware replacement, you need to deactivate ServiceLink.

Note: You will need to reset your hardware ID and re-enter your Application Record ID before you can re-activate.

To deactivate ServiceLink:

1. Under ServiceLink, click Status.
2. Click the [here](#) link to access the deactivation screen.
3. Click Deactivate.

## 11.2.7 Backup

There are two methods for backing up system data:

- The server manager offers the Backup option to backup data to a local workstation, an Amazon S3 storage bucket, or to configure and/or schedule backups to a Microsoft or Linux network file server.
- The server console provides the Perform Backup option to back up to a USB device or to a Microsoft or Linux network file server – see [Perform Backup](#) on page 104 for more information on the server console option.

### Backup to Desktop Option

To back up system and application data to a local workstation:

1. Under **Administration**, click **Backup**.
2. Select the **Backup to desktop** option.
3. Click **Perform**. MSL prepares the system for backup and displays the following:
4. The "Operation status report" with the estimated backup size. Ensure that your browser and target file system support downloads of this size.
5. The "Backup Encryption" option.

6. (Optional) To encrypt the backup file, enter an **Encryption Password**, and then re-enter it. To create a strong password, use a mix of characters, numbers and symbols, plus both upper and lower case characters. The encrypted backup file is identifiable with an .aes256 extension.

**Note:**

You will be prompted to enter the password when you restore from backup. If you fail to remember the password, you will not be able to restore the data contained in the backup file.

7. Click **Download Backup File**.
8. When prompted to Open or Save, click **Save**.
9. In the file download window that appears, name the file, select the location on the desktop where the file will be saved and then click Save. A confirmation message is displayed. After saving, you can copy the backup file to a CD/DVD or USB storage device, if required. (CD/DVD or USB storage is required for future restore operations.) The backup file is identifiable by its extension, either .tgz (unencrypted) or .aes256 (encrypted).

**Notes:**

- "Backup to desktop" saves all of the data to a single, large compressed file and is therefore limited by the file system and browser of the client operating system. For example, if you are backing up data to a Windows client that uses the FAT file system (the default for many older versions of Windows), you are limited to a maximum file size of 2 GB; Internet Explorer 6 and 7 are limited to 4GB file size. Newer Windows operating systems that use the NTFS file system have a much larger capacity. If the backup file exceeds the maximum file size of the client operating system, it will not be properly restored. For this reason, we recommend that you use the [Verify Backup File](#) option in the MSL server console to ensure the backup was successful.
- Do not click Back on the browser when a backup is in progress. Doing so will not terminate the backup, and the system will be unable to inform you when the action is complete.

## Configure Backup to Network File Server Option

Use this option to configure/schedule your system backup to network file server. Three file-sharing protocols are supported:


- SMB/CIFS (typically used for Windows servers)
- SFTP (typically used for Linux servers, including MSL)
- HTTPS to an AWS S3 (storage bucket)

**Notes:**

- You can only have one backup scheduled on the server. To cancel an existing backup schedule, select Disabled and then click Save.
- If you are backing up to an MSL server, configure it to accept access from the backup server. See [Networks](#) for details.

To schedule backups to a network file server:

1. Under **Administration**, click **Backup**.
2. From the **Select an action** drop-down list, click **Configure network backup**.
3. Click **Perform**.
4. The **Network Backups** page is displayed.
5. From the **Backup Destination Type** drop-down list, select the type of network backup.
  - If you select **SMB/CIFS**, then specify the following details.

Field	Description
IP Address	IP address of the network file server where you have stored the database backup files.
Username	User name to use when connecting to the network file server.
Password	<p>Password to use when connecting to the network file server.</p> <div>  <b>Note:</b>            The network backup password can contain a maximum of 29 characters.         </div>
Domain or Workgroup Name	Domain or workgroup name. Sets the SMB domain of the user name. If the domain specified is the same as the server's NetBIOS name, then instead of the domain SAM, the server's local Security Account Manager (SAM ) is used for authentication.
Sharename	The file-share name. The shared folder must have permissions set to "Full Control".
(Optional) Sub Directory	Name of the sub-folder where you have stored the database backup file. The sub-directory is relative to the Sharename.

Field	Description
Maximum number of backup files to keep	Select the maximum number of backup files to keep (1-999) on the server. When the number of stored files reaches this maximum count, the earliest version is deleted.

- If you select **SFTP**, then specify the following details.

**Note:**

- If you are backing up to an MSL server, enter the IP address and the user name and password of the "root" user and leave the remaining fields blank.
- To ensure successful SFTP backups, you must enable ICMP through the firewall.

Field	Description
IP Address	IP address of the network file server.
Username	User name to use when connecting to the network file server.
Password	Password to use when connecting to the network file server.
(Optional) Sub Directory	Name of the sub-folder in which to store the backup files. The sub-directory is relative to the root of the file system accessed through the SFTP protocol.

Field	Description
Maximum number of backup files to keep	Select the maximum number of backup files to keep (1-999) on the server. When the number of stored files reaches this maximum count, the earliest version is deleted.

- If you select **AWS S3**, then specify the following details.

Field	Description
AWS Access Key ID	To enable programmatic calls to AWS, you must provide your AWS access key credential set that consists of the Key ID and Secret Access Key. Enter your access key ID here.
AWS Access Key	The secret access key portion of your AWS access key credential set.
AWS S3 Region	The AWS region used to access your storage bucket. Stored objects (backup files) will be stored in this region.
AWS S3 Bucket Name	Your storage bucket name.
(Optional) Sub Directory	The sub-directory (also known as an object prefix) will be prepended to the backup file name created in your bucket.
(Optional) IAM Role ARN	The Amazon Resource Name (ARN) of an AWS Identity and Access Management (IAM) role with access to the configured storage bucket. Example: arn:aws:iam::827611302152:role/Backup.
(Optional) Maximum number of backup files to keep	Select the maximum number of backup files to keep (1-999) on the server. When the number of stored files reaches this maximum count, the earliest version is deleted.

**Note:**

AWS requires that all incoming requests are cryptographically signed. The "signature" includes a date/time stamp. Therefore, you must ensure that your PC's date and time are correctly set. If you do not do this, AWS rejects the request if the date/time in the signature is too far off of the date/time recognized by the AWS service. The PC displays 403-forbidden error status if the date/time is more than 15 minutes off the correct time.

6. (Optional) To encrypt the backup file, enter an **Encryption Password**, and then re-enter it. To create a strong password, use a mix of characters, numbers, and symbols, plus both upper and lower case characters.

**Note:**

You will be prompted to enter the password when you restore from backup. If you fail to remember the password, you will not be able to restore the data contained in the backup file.

7. Click the **Save** button to validate your server configuration. If validation is successful the Backup Now button will appear.
8. Click the **Backup Now** button to perform an immediate backup.

The backup file is saved to the network file server. The file is identifiable by its extension, either .tgz (not encrypted) or .aes256 (encrypted).

To perform an immediate backup:

1. Click **Backup Now**.

To schedule backups to a network file server:

1. Under **Administration**, click **Backup**.
2. From the **Select an action** list, click **Configure network backup**.
3. Click **Perform**.
4. Select the frequency with which you want to perform backups. Backup file names will include timestamps, for example: mslserver\_<hostname>\_yyyy-mm-dd\_hh-mm.tgz).
  - For Daily backups, select a time of day (hour, minute, AM/PM)
  - For Weekly backups, select a time of day, and day of the week
  - For Monthly backups, select a time of day, and day of month
  - To disable regularly scheduled backups, click **Never**
5. Click **Save**.

If the scheduled backup fails, an alarm is raised and can be seen in the [Event Viewer](#) panel.

## 11.2.8 Restore Server Data

You can restore a server backup file stored on a network file share. Three file-sharing protocols are supported:

- Samba (SMB)/Common Internet File System (CIFS)
- Secure File Transfer Protocol (SFTP)
- HTTPS to Amazon Web Services (AWS) Simple Storage Service (S3)

**Note:**

You must not restore the database backup file created from the following systems and vice-versa.

- MiVoice Business System Administration Tool (all platforms)
- Server Manager (other platforms)

### Before you begin

Ensure that you have placed the backup file (in .tgz format) in an accessible AWS S3 storage bucket or in a folder on a network file share that supports SFTP, SMB/CIFS.

### To restore the server database backup file

1. Under **Administration**, click **Restore**.
2. The **Restore from Network** page is displayed.
3. From the **Restore Source Type** drop-down list, select the type of network restore.
  - If you select **SMB/CIFS**, then specify the following details.

Field	Description
IP Address	IP address of the network file server where you have stored the database backup files.
Username	User name to use when connecting to the network file server.
Password	Password to use when connecting to the network file server.

Field	Description
Domain or Workgroup Name	<p>Domain or workgroup name. Sets the SMB domain of the user name.</p> <p>If the domain specified is the same as the server's NetBIOS name, then instead of the domain SAM the server's local Security Account Manager (SAM ) is used for authentication.</p>
Sharename	<p>The file-share name. The restore utility will try to connect to the server/shared folder as an SMB/ CIFS resource.</p> <p>The shared folder must have permissions set to "Full Control".</p>
(Optional) Sub Directory	Name of the sub-folder where you have stored the database backup file. The sub-directory is relative to the share.

- If you select **SFTP**, then specify the following details.

Field	Description
IP Address	IP address of the network file server where you have stored the database backup files.
Username	User name to use when connecting to the network file server.
Password	Password to use when connecting to the network file server.

Field	Description
(Optional) Sub Directory	<p>Name of the sub-folder where you have stored the database backup file.</p> <p>The sub-directory is relative to the root of the file system accessed through the SFTP protocol.</p>

- If you select **AWS S3**, then specify the following details.

Field	Description
AWS Access Key ID	To enable programmatic calls to AWS you must provide your AWS access key credential set that consists of the Key ID and Secret Access Key. Enter your access key ID here.
AWS Access Key	The secret access key portion of your AWS access key credential set.
AWS S3 Region	The AWS region used to access your storage bucket. Stored objects (backup files) will be read from this region.
AWS S3 Bucket Name	Your storage bucket name.
(Optional) Sub Directory	The sub-directory (also known as an object prefix) will be searched for matching backup file names.
(Optional) IAM Role ARN	<p>The Amazon Resource Name (ARN) of an AWS Identity and Access Management (IAM) role with access to the configured storage bucket.</p> <p>Example: arn:aws:iam::827611302152:role/Backup.</p>

**Note:**

AWS requires that all incoming requests are cryptographically signed. The "signature" includes a date/time stamp. Therefore, you must ensure that your PC's date and time are correctly set. If you do not do this, AWS rejects the request if the date/time in the signature is too far off of the date/time recognized by the AWS service. The PC displays 403-forbidden error status if the date/time is more than 15 minutes off the correct time.

4. Click **Next**.
5. The system validates and lists all the database backup files available in the specified location on the network in the **Select backup file** drop-down list.
6. In the **Select backup file** drop-down list, select the database backup file you want to restore.
7. If the database backup file was encrypted when creating the backup, then enter the password in the **Encryption Password** field.
8. Click **Next**. A confirmation message is displayed.
9. Click **Yes** to restore the database. The system reboots and restores the database upon restart.

**Note:**

The Restore from the Network page displays only the last restore status of the server.

## 11.2.9 View Log Files

The messages log file is where most of the system services write log messages. You can view log files to assist in troubleshooting.

To view log files:

1. In the server manager under Administration, click **View Log Files**.

2. Select a log from the drop-down list (for example “messages”). With no filter options entered, the entire log file is displayed.

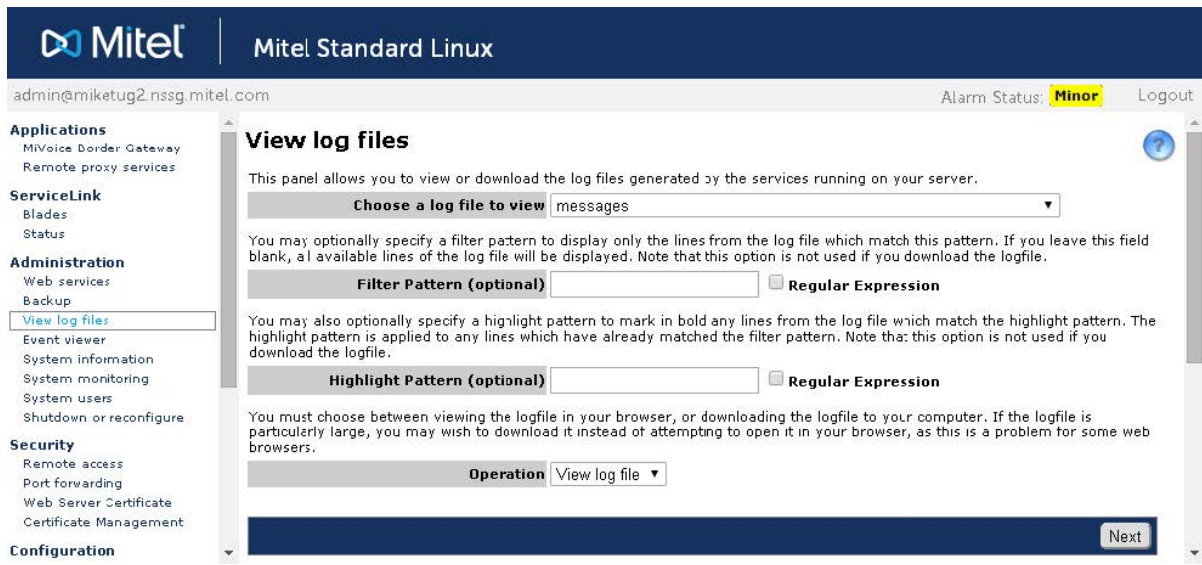


Figure 6: View Log Files

3. Enter text in the Filter Pattern box to view only the lines of the log file containing that text. Check the Regular expression box if you want to apply the filter in the format of a regular expression.
4. Enter text in the Highlight Pattern box to view the lines of the log file containing that text displayed in bold type. Check the Regular expression box if you want to apply the filter in the format of a regular expression.

**Note:**

- The two filter options can be used together.
- The filters are case sensitive.
- The filters are not applied when you Download the log file.
- A regular expression is a string that describes or matches a set of strings, such as particular characters, words, or patterns of characters, according to certain syntax rules. See [Event Viewer](#) on page 56 for details and examples.
- The system automatically updates the list every 5 seconds with any new logs.

5. From the Operation list, select View or Download and click Next.

## 11.2.10 Web Services

Mitel Standard Linux includes a Representational state transfer (REST) API that provides a secure web services framework using the OAuth 1.0 protocol. This "Web Services" interface is intended to support the features and functions currently available in the traditional Mitel administrative interfaces.

By default, the Web Services panel includes a single registered web services client for Oria, a web-based customer provisioning application. Do not change this configuration in any way. Do not modify the

existing consumer information or tokens, and do not attempt to add a new consumer. You can use the Web Services panel for one purpose only: to enable/disable the interface.

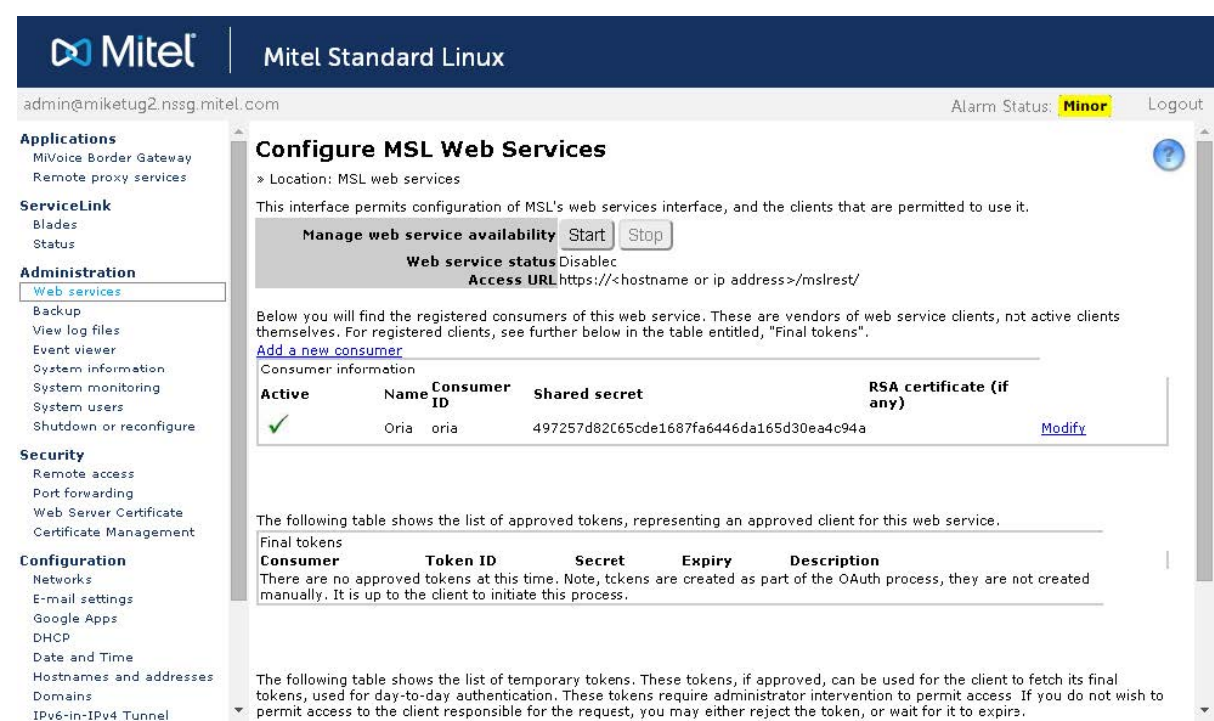


Figure 7: Logs and Diagnostic Data

To enable/disable the MSL Web Services interface:

1. In the server manager under **Administration**, click **Web services**.
2. Under **Manage web service availability**, click **Start** to enable or **Stop** to disable the web services interface.

### 11.2.11 Collect Logs and Diagnostic Data

This utility allows system-level logs to be collected for the server platform and then saved to another location such as your local PC. Logs can be selected for collection from specific applications.

## Collect log files & diagnostic data

This panel allows you to collect some detailed information about the hardware and setup of your Mitel Standard Linux server. The information is collected in an archive and is stored on the server for 72 hours. You can download this information to send to a customer support representative.

Mitel will use this information for diagnostic purposes ONLY and it will be considered confidential information.

This process may take some time to complete. Once you have pressed the 'Start' button you can leave this page and return to it later to download the archive file.

No changes will be made to your system.

You can select one or more categories to include in the collection:

☐ Coredump files ☒ MiVoice Border Gateway

Start

Figure 8: Logs and Diagnostic Data

To collect and save log files:

1. In the server manager under Administration, click View Log Files.
2. Under Collect log files & diagnostic data, select which categories you wish to collect. To minimize the size of the log file, uncheck categories you do not require.
3. Click Start. A progress indicator appears while the logs are being collected.



### Note:

The log collection process can take a few minutes. You can navigate to other screens without interrupting the process.

4. When the log collection process finishes, the indicator changes to "Complete / 100%" and the archived log file is listed on the screen. Depending on which type of web browser you are using, a copy of the file will be downloaded automatically, or you will be prompted to save it.
5. You can manage the list of archived log files as follows:
  - To save and encrypt a file, click Encrypt Download, enter a Password, and then re-enter it. Create a strong password by using a mix of characters, numbers and symbols, plus both upper and lower case characters. Click Continue. An encrypted tar file with the filename "sosreport-  
<file>.tar.gz.aes256" is saved to the Downloads folder.
  - To save a file without encrypting it, click Download. A tar file with the filename "sosreport-  
<file>.tar.bz2" is saved to the Downloads folder.
  - To delete a file, click Delete, and then click OK. The archived log file is deleted from the server.

After saving an archived log file, send it to Mitel Product Support for analysis. If the file is encrypted, also send the password. Without it, the file cannot be decrypted.

Notes:

- To decrypt a log file, transfer to file to a Linux system, access a console and enter the following command: `openssl enc -aes-256-cbc -d -in filename -out newfilename`. When prompted, enter the password used to encrypt the file. If you only have access to a Windows system, use a Unix emulator such as CygWin to perform these steps.
- Archived log files are automatically deleted from the server after 72 hours.

- You can also manage the archived log files from the MSL shell. The files are located on the server in /var/cache/e-smith/logcollector.

## 11.2.12 Event Viewer

MSL monitors system status every 60 seconds and stores the information in a log file. Some applications, like Mitel Border Gateway, allow you to view events from the past hour, 24 hours, or 7 days. For detailed information about log information, refer to the MSL online help.

You can access the Event Viewer from the Server Manager menu or by clicking the Alarm Status button located the header bar. The Alarm Status button indicates the severity level of the most serious system alarm. For example, if the system has a service-affecting fault, the label will display "Minor" with a yellow background.

**Mitel Standard Linux**

admin@miketug2.nssg.mitel.com Alarm Status: **Critical** Logout

**Applications**  
 MIVoice Border Gateway  
 Remote proxy services

**ServiceLink**  
 Blades  
 Status

**Administration**  
 Web services  
 Backup  
 View log files  
**Event viewer**  
 System information  
 System monitoring  
 System users  
 Shutdown or reconfigure

**Security**  
 Remote access  
 Port forwarding  
 Web Server Certificate  
 Certificate Management

**Configuration**  
 Networks  
 E-mail settings  
 Google Apps  
 DHCP  
 Date and Time  
 Hostnames and addresses  
 Domains  
 IPv6-in-IPv4 Tunnel  
 SNMP  
 Ethernet Cards  
 Review configuration

**Miscellaneous**  
 Support and licensing  
 Help

**Event log**

This page shows the current alarm state for the system, followed by a number of events recorded depending on the current age setting for the page. To filter the list on various categories, see the widgets below. By default changes to the start and end times will be ignored. You must select the "Manual" checkbox next to the date/time to make that boundary persistent. If the current alarm state is showing anything but "Cleared", you can clear the state using the "Clear alarms" button, which will also send a trap to any configured trapsinks to that effect. Note that the text filter will filter on the following columns: "Application", "Event type", "Value" and "Description".

Events per page: 20

Boundary dates and times

Start Date: 2015-02-26 Time: 07:18:30 Manual: ☐  
 End Date: 2015-03-05 Time: 07:18:30 Manual: ☐

Severity filter: Cleared

Text filter: Regular expression: ☐

Show cleared events: ☐  
 Auto reload: ☐

Reload Clear alarms

System events as of 5 March 2015 07:18:30.  
 First Previous 1 2 3 4 5 6 of 24 Next Last

**System alarm status: Critical**

	Application	Event type	Value	Severity	Date/Time	Description
<a href="#">Clear</a>	MBG	auto disabled	restrictions	Indeterminate	Fri 27 Feb 2015 03:06:34 EST	connection_ip:10.36.164.82, mac:08:00:0F:36:9C:32, type:minet, reason:restrictions enabled, registration_ip:10.36.164.82
<a href="#">Clear</a>	MBG	database update	Ending db sync	Indeterminate	Fri 27 Feb 2015 03:05:47 EST	table:end, {u'transid': u'5f655e003c0d7c7d24bb20d8c3a2200ab2b1644f', u'sig': u'895f2f73beeb34172a611ca5281fac104d6e0418'}
<a href="#">Clear</a>	MBG	database update	Starting db sync	Indeterminate	Fri 27 Feb 2015 03:05:45 EST	table:begin, {u'nevents': 81, u'transid': u'5f655e003c0d7c7d24bb20d8c3a2200ab2b1644f'}

Figure 9: Event Viewer

The alarm states are:

- Cleared (green): No alarms have been raised since the alarms were last cleared.
- Minor (yellow): Indicates a fault which affects service to a user or users. This may result in a major degradation in service and requires attention to minimize customer complaints.
- Major (orange): Indicates a fault which will cause a major degradation in service and requires attention as soon as possible.
- Critical (red): Indicates a total loss of service which demands immediate attention.
- Warning (blue): Indicates an "information only" alarm.

Notes:

- Some applications do not support Event Viewer.
- Some deployments may display a Critical alarm after initial installation. Follow the instructions below to clear the alarm.

### View Application Event Logs

To view application event logs:

1. To access the Event Viewer, do one of the following:

- a. Under **Administration**, click **Event viewer**.
- b. Click the **Alarm Status** button.

2. Select the number of events that you want to display per page from the Events per Page drop-down menu.

3. The Boundary dates and times are set automatically by the system. To set non-default values:

- Under Start and/or End, click the Manual box.
- Enter a new Date (YYY-MM-DD) and/or Time (HH:MM:SS).

4. Select the alarm **Severity** filter. All logs with the selected alarm severity or higher will be displayed.

5. In the Text filter field, enter any text that you want the logs to be filtered against. Only logs that contain the specified text will be displayed. The filter is applied against the log data in the "Application", "Event type", "Value" and "Description" fields.

6. Check the Regular expression box if you want to apply the text filter in the format of a regular expression. A regular expression (abbreviated as regexp, regex, or regxp) is a string that describes or matches a set of strings, such as particular characters, words, or patterns of characters, according to certain syntax rules.

A regular expression is written in a formal language that can be interpreted by a regular expression processor, a program that either serves as a parser generator or examines text and identifies parts that match the provided specification.

Regular expression examples:

- `/a/` Exact match of the character "a".
  - `/^a/` Exact match of the character "a" at the beginning of a line.
  - `/a$/` Exact match of the character "a" at the end of a line.
  - `/.a/` Match any character that precedes the character "a" (wildcard).
7. Select the **Show Cleared Events** check box if you want to view both cleared and new events. Clear the box if you only want to view new events.
  8. Select the **Auto Reload** check box if you want the system to automatically reload the events each time you open the page.
  9. Click **Reload**. The event logs are displayed.
  10. Click **Clear alarms** to clear the alarms.

**Note:**

Severity of “Indeterminate” indicates an “information only” alarm.

## Clear Alarms

- To clear all alarms, click the **Clear alarms** button.
- To clear an individual alarm, click **Clear** for the item.

## 11.2.13 System Information

Access this screen to obtain the following:

- System Vital Information - hostname, IP address, kernel version, etc.
- Network Usage Information - network interface throughput.
- Hardware Information - server manufacturer/model, number of processors/model, CPU speed, cache size, etc.
- Memory Usage - size and usage of random-access memory.
- Mounted Filesystem - list of the mounted partitions.

To view system information for your server:

- Under Administration, select System Information to view System Vital, Network Usage, Memory Usage, Mounted Filesystem, and Hardware Information.

## 11.2.14 System Monitoring

Viewing monitoring graphs can help you analyze the system's performance.

To enable access to the System Monitor display:

1. Under **Administration**, select **System monitoring**.
2. In the Access to system monitor display list, select one of the following to enable System Monitoring:
  - **Private** – allows access to your private network including networks that you have configured in the “Remote Access” panel
  - **Public** – allows access from anywhere
  - **Disabled** – to disable access
3. Click Save to save your selection.
4. Click System monitor display to view system information graphs. Click on the graphs for more detailed system information.

**Note:**  
Traffic Analysis graphs are available only if SNMP is enabled.

To view the System Monitor display in the server manager:

- 1. Under **Administration**, click **System monitor**.
- 2. Click **System Monitor Display**. Your system graphs appear. Click any graph for detailed information.

To view the System Monitor display in a web browser:

- 1. Open a web browser on the local network (if private access is enabled) or the Internet (if public access is enabled).
- 2. Enter the system monitor URL: `https://<IP_address_of MSL server>/monitor/`

## 11.2.15 System Users

You can add, modify, lock, or remove user accounts for VPN client access. When you create a new system user account, the account is locked. You must reset the password to enable the access for the account.

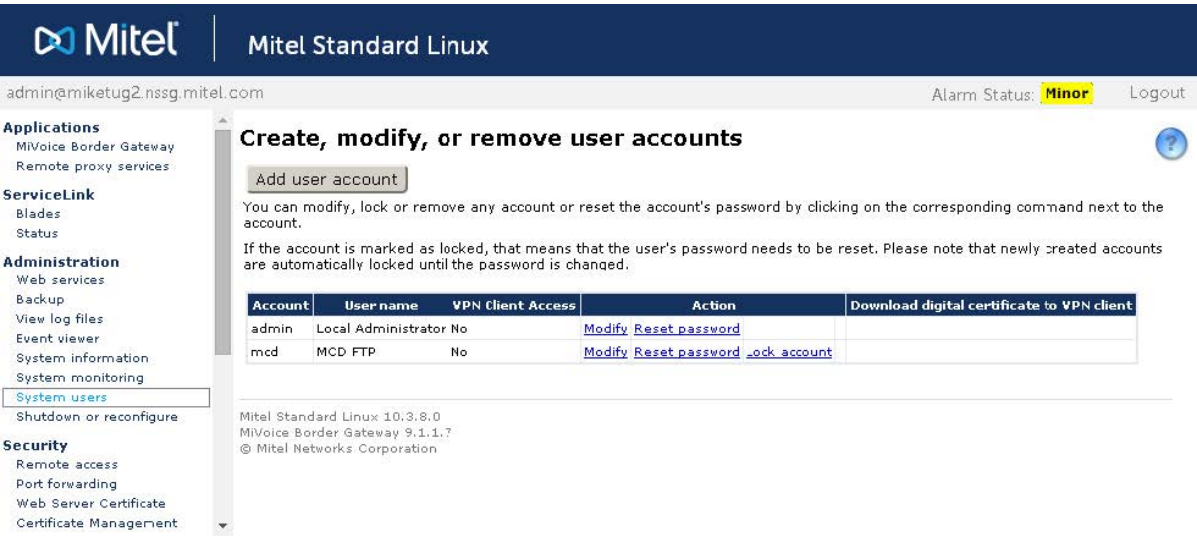


Figure 10: System Users

To add a system user account for VPN client access:

- 1. Under **Administration**, click **System Users**.
- 2. Click **Add user account**.
- 3. Enter the **Account name**, **First name**, and **Last name**. The account name should contain only lower-case letters, numbers, hyphens, periods, underscores and should start with a lower-case letter. For

example "betty", "hjohnson", and "mary-jane" are all valid account names, but "3friends", "John Smith", and "henry:miller" are not.

4. (Optional) Update the directory information (Department, Company, etc.).
5. Set VPN Client Access to Yes.
6. Click **Add**.
7. Click Reset Password and reset the password for the account. Passwords must be at least 7 characters long and must contain:
  - upper case letter
  - lower case letter
  - number
  - non-alphanumeric character
8. From the list of users, you can modify or remove a user account (by clicking Modify or Remove next to the user name) or set the user's password. User accounts are locked out and cannot be used until you set the initial password for each account.

## Disabling User Accounts

When an account is disabled, the user will no longer be able to access server resources such as the VPN. To re-enable the user account, reset the password using the Reset password link in the System Users panel.

## Changing User Passwords

Administrators can change user and/or administrator passwords by using the Reset password link for that user's account on the Users panel. This entry overrides any previous password entered. Passwords can contain any combination of printable characters, including upper- and lowercase letters, numbers, and punctuation marks.

### Note:

There is no way to recover a forgotten password for a user. If this occurs, a new password must be set.

## 11.2.16 Digital VPN Certificates for System Users

For increased security, you can use SSL client certificates to authenticate VPN connections.

To implement this feature for a user, you must download a certificate from MSL, import the certificate to the user's computer, and then set up the user's VPN connection.

### Downloading the Certificate from MSL

Use this procedure to download the user's digital certificate from MSL, the certificate authority (CA).

To download a certificate from MSL:

1. Log in to the server manager remotely from a Windows PC.
2. In the server manager under Administration, click System Users.
3. Find an existing user (or set up a new user and reset the password).
4. Click Download VPN certificate.
5. Click Save or Save as and save the file to a location on your computer.

### Importing the Certificate

Use this procedure to import the user's digital certificate to the user's computer.

#### **Note:**

The following procedure outline how to import a certificate to Internet Explorer in a Microsoft Windows environment. For instructions to perform these procedures on a different browser, refer to your product documentation.

To import a certificate to the user's computer:

1. In Internet Explorer, click **Tools > Internet Options**.
2. On the **Content** tab, click **Certificates**.
3. Click **Import**.
4. The Certificate Wizard opens. Click **Next**.
5. Browse to the location of the stored certificate file.

#### **Note:**

The file may not be visible until you specify files with extension .pfx or .p12.

6. Click **Next**.
7. In the Password dialog, click **Next** to continue. Do not enter a password for the private key.
8. In the Certificate Store dialog, select **Automatically select the certificate store based on the certificate type**.
9. Click **Next**. If Windows prompts you for confirmation to install the certificate, click Yes.
10. Click **Finish** to complete the certificate import.

### Setting Up the VPN Connection

Setting up a VPN connection on the user's computer is a two-step process. First you create the VPN connection, then you configure it with the digital certificate.

**Note:**

The following procedures outline how to create and configure a VPN connection in Microsoft Windows 7. For instructions to perform these procedures in another operating system, refer to your product documentation.

To create a VPN connection on the user's computer:

1. Click **Start > Control Panel > Network and Sharing Center**.
2. Click **Set up a new connection or network**.
3. In the Connection Option list, select **Connect to a Workplace**.
4. Select **No**, create a new connection if prompted, and then click **Next**.
5. Select **Use my Internet connection**.
6. Enter the server IP address or host name.
7. Enter a name for your VPN connection.
8. Select **Don't connect now; just set it up** and then click **Next**.
9. Enter your user name. Password is not required if you are using certificate for authentication.
10. Click **Create** and then click **Close**.

To configure a VPN connection on the user's computer:

1. Click **Start > Control Panel > Network and Sharing Center**.
2. In the left-hand menu, click **Change adapter settings**.
3. Right-click your VPN name and then click **Properties**.
4. On the **Networking** tab, select **Internet Protocol Version 4** and then click **Properties**.
5. Click **Advanced**.
6. Clear the **Use default gateway on remote network** check box.
7. Click **OK** twice to return VPN Connection Properties dialog.
8. On the **Security** tab, in the Type of VPN list, select **Point to Point Tunneling Protocol (PPTP)**.
9. Under **Authentication**, select **Use Extensible Authentication Protocol (EAP)**.
10. In the EAP list, select **Microsoft: Smart Card or other certificate**.
11. Click **Properties**.
12. Under "When connecting" select **Use a certificate on this computer** and then select **User simple certificate selection**.
13. Choose whether to validate the server certificate. When selected, Windows prompts users to confirm that they're connecting to the correct server and that the certificate is valid. If you choose to enable validation, clear the **Connect to these servers** check box.
14. Click **OK** until you return to the Control Panel > Network Connections dialog.
15. Right-click on your VPN name and then click **Connect**.

## 11.2.17 Shut Down or Reboot

If you need to shut down or reboot the server, use the Shutdown or reboot panel to ensure that the shutdown sequence occurs gracefully, preserving all configuration and information on the server.

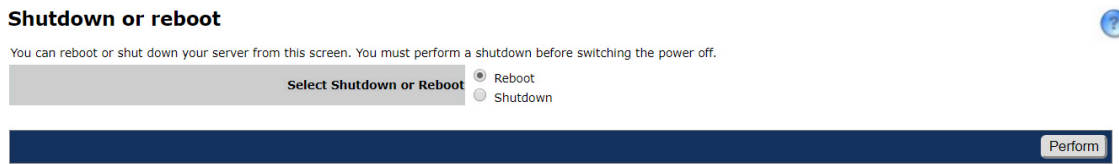


Figure 11: Shutdown or reboot

- Reboot: reboots the server after graceful shutdown.
- Shutdown: turns off the server for service outage or scheduled down time.

Click Perform and then confirm your selection. Click Yes to initiate the action or click No to return to cancel the action.

## 11.2.18 Remote Access

MSL provides several ways to access the underlying operating system, either from a computer on the internal network or from a computer outside the site on the Internet. You can also access the computer network securely from a remote computer. All of these operations are configured using the Remote Access panel in the server manager.

**Mitel** | Mitel Standard Linux

admin@miketug2.nssg.mitel.com Alarm Status: **Minor** Logout

**Applications**  
 MIVoice Border Gateway  
 Remote proxy services

**ServiceLink**  
 Blades  
 Status

**Administration**  
 Web services  
 Backup  
 View log files  
 Event viewer  
 System information  
 System monitoring  
 System users  
 Shutdown or reconfigure

**Security**  
 Remote access  
 Port forwarding  
 Web Server Certificate  
 Certificate Management

**Configuration**  
 Networks  
 E-mail settings  
 Google Apps  
 DHCP  
 Date and Time  
 Hostnames and addresses  
 Domains  
 IPv6-in-IPv4 Tunnel  
 SNMP  
 Ethernet Cards  
 Review configuration

**Miscellaneous**  
 Support and licensing  
 Help

## Change remote access settings

### VPN (PPTP) Settings

You can allow PPTP VPN access to your server. You should leave this feature disabled by setting the value to the number 0 unless you require PPTP VPN access.

Number of PPTP clients:

If you wish to reset all digital certificates, you can do so here. Any old certificates will no longer authenticate against the server, so **all VPN clients will need to import a new certificate!**

Reset digital certificates: ☐

### Remote Management

It is possible to allow hosts on remote networks to access the server manager or login via secure shell by entering those networks here. Use a subnet mask of 255.255.255.255 to limit the access to the specified host. Any hosts within the specified range will be able to access the server manager using HTTPS. To allow secure shell access from hosts in the specified range you must also configure the Secure Shell Settings accordingly.

Network	Subnet mask	Number of hosts	Remove
0.0.0.0	0.0.0.0	4294967296	<input type="checkbox"/>

To add a new remote management network, enter the details below.

Network:

Subnet mask:

### Secure Shell Settings

You can control Secure Shell access to your server. The public setting should only be enabled by experienced administrators for remote problem diagnosis and resolution. We recommend leaving this parameter set to "No Access" unless you have a specific reason to do otherwise.

**Warning:** The system administration password is set to a weak value. The "Allow public access" option in the form below will remain disabled until the system administration password has been reset to a strong value.

Secure shell access:

Allow administrative command line access over secure shell:

Allow secure shell access using standard passwords:

https://10.38.200.253/server-manager/cgi-bin/remotefaccess

Figure 12: Remote Access

## PPTP Settings (Client-to-Server VPN)

The Point-to-Point Tunneling Protocol (PPTP) is used to create client-to-server Virtual Private Networks (VPNs).

The IP addresses for PPTP clients are allocated from within the local subnet range managed by the DHCP server. The addresses are taken from the last portion of the range, and the number used depends on the "Number of PPTP clients" that you program.

For example, if you program "10" as the "Number of PPTP clients" for local subnet 192.168.1.10 to 192.168.1.100, then the last ten addresses in the range (.11 to .100) will be allocated to PPTP clients for VPNs.

If necessary, you can increase the total number of addresses available to all clients by modifying the local subnet range. For details see [DHCP](#) on page 87.

To enable VPN access:

1. Under PPTP Settings in the Remote Access panel, enter the Number of PPTP clients that will be allowed to connect to the server simultaneously. This can be the total number of remote PPTP clients in the organization, or, if you have a slow connection to the Internet and do not want all of those PPTP clients to connect at the same time, enter a lower number here. Enter 0 to deny PPTP connections.
2. Click Save. The server is now ready to accept PPTP.

To connect using PPTP:

1. Install the protocol on each remote Windows client - Click Network Control Panel (you may need to have the original Windows installation CD/DVD available). Client PCs should be rebooted if prompted.
2. Create new connections - In the Dial-Up Networking panel, enter the external IP address of the server to which you want to connect.

When you are finished, initiate a PPTP connection by double-clicking the appropriate icon in the Dial-Up Networking window. When you open the Network Neighborhood window, the server workgroup is listed there.

Note: Establish the connection to the Internet before you initiate the PPTP connection. This may involve double-clicking one Dial-Up Networking icon to start the Internet connection, then double-clicking a second icon to start the PPTP connection. To shut down, disconnect the PPTP connection first, then disconnect from the ISP.

WARNING: To protect the network, MSL enforces the use of 128-bit encryption for PPTP connections. If you are unable to establish a PPTP connection to the server, visit <http://windowsupdate.microsoft.com/> and download the appropriate update. The contents of the page will appear differently depending upon the version of Windows you are using. You may need to search for Virtual Private Networking or a Dial Up Networking 128-bit encryption update. You may need to install the 40-bit encryption update first, and then install the 128-bit encryption update. Note that with Microsoft's ActiveUpdate process, if you are not presented with the choice for this update, it may already be installed in your system.

## Remote Management

Enter the Network IP address and subnet mask to enable remote management.

Remote management allows hosts on the specified IPv4 or IPv6 remote network(s) to access the server manager of your MSL server. To limit access to the specified host, enter a subnet mask of 255.255.255.255 for IPv4 networks or a CIDR prefix of /128 for IPv6 networks. Using 255.255.255.255 or /128 allows access from a specific host or limits access to a specific host.) If your mask allows a range of IP addresses, any hosts within that range can access your server manager using HTTPS. (See also [Networks](#).)

## Secure Shell Settings

Use the Secure Shell Settings section to control SSH access to your server.

WARNING: Before allowing secure shell access to the server using standard passwords, please ensure you set a secure admin/root password on the server. With a weak password, an internet-facing server can be compromised very quickly.

## About SSH (Secure Shell)

SSH (secure shell) provides a secure, encrypted way to log in to a remote machine across an IPv4 or IPv6 network, or to copy files from a local machine to a server. Programs such as telnet and FTP transmit

passwords in plain, unencrypted text across the network or the Internet. SSH provides a secure way to log in or copy files. For more information about SSH Communications Security and its commercial products, visit <http://www.ssh.com/>.

OpenSSH, included with MSL, is a version of the SSH tools and protocol. The server provides the SSH client programs as well as an SSH server daemon and supports the SSH2 protocol.

To configure the Secure Shell Settings:

**1. Select an access option:**

- No Access – (Default) SSH access not allowed.
- Allow access only from trusted and remote management networks – This option enables you to access the server from trusted local networks and remote management networks. To add a remote management network, see Remote Management.
- Allow public access (entire Internet) – This option enables you to access the server from anywhere on the Internet. It is selectable only if you have configured a strong SSH (admin) password. If you have weak password and attempt to select this option, you will receive the following warning: "The system administration password is set to a weak value. The "Allow public access" option in the form below will remain disabled until the system administration password has been reset to a strong value."

**Note:**

The public setting should only be enabled by experienced administrators for remote problem diagnosis and resolution. We recommend leaving this parameter set to "No Access" unless you have a specific reason to do otherwise.

**2. Program the configuration options:**

- Allow administrative command line access over secure shell - This allows someone to connect to the server and log in as "root" with the administrative password. The user has full access to the underlying operating system. This can be useful if someone is providing remote support for the system, but in most cases we recommend setting this to No.
- Allow secure shell access using standard passwords - If you choose Yes, users will be able to connect to the server using a standard user name and password. This may be a concern from a security point of view, in that someone wishing to break into the system could connect to the SSH server and repeatedly enter user names and passwords in an attempt to find a valid combination. A more secure way to allow SSH access is called RSA Authentication and involves the copying of an SSH key from the client to the server.

**3. Click Save.**

## Using an SSH Client

Once SSH is enabled, you can connect to the server by launching the SSH client on the remote system. Ensure that it is pointed to the external domain name or IP address for the server. In the default configuration, you will be prompted for your user name. Enter "admin" and the administrative password. The interface opens in the server console. From here you can change the server configuration, access the server manager through a text browser or perform other server console tasks.

Note: By default, only two user names can be used to log in remotely to the server: "admin" (to access the server console and server manager) and "root" (to use the Linux shell). Regular users are not permitted to log in to the server.

## Obtaining an SSH Client

Several different free software programs provide SSH clients for use in a Windows or Macintosh environment. Several are extensions of existing telnet programs that include SSH functionality. Two different lists of known clients can be found online at <http://www.openssh.com/windows.html> and <http://www.freessh.org/>.

A commercial SSH client is available from SSH Communications Security at: <http://www.ssh.com/products/ssh/download.html>. Note that the client is free for evaluation, academic and certain non-commercial uses.

## 11.2.19 Port Forwarding

Port Forwarding allows you to modify your firewall rules so that the port you select is opened and forwarded to another port on another host. This is typically done to provide network services from a server inside of your private LAN, permitting incoming traffic to directly access one of your private hosts.

WARNING: Misuse of this feature can compromise the security of your network.

To create a port forwarding rule:

1. Under Security, click Port forwarding. A list of your current forwarding rules appears.
2. Click Create Portforwarding rule.
3. In the Protocol field, select the traffic to which you want to apply the rule (TCP or UDP).
4. In the Source Port(s) field, enter the number of the port that is to be forwarded.
5. In the Destination Host IP Address, enter the IP address of the machine to which the traffic from the Source Port is to be forwarded.
6. In the Destination Port(s) field, enter the port on the Destination Host to which the traffic is to be forwarded.
7. To enable Secure Network Address Translation, select SNAT.
8. Click Next.
9. To confirm your port forwarding configuration, click Add.

To remove a port forwarding rule, select the appropriate line in the rule table and click the Remove link.

Note: Port forwarding is not available in a server-only configuration.

## 11.2.20 Syslog Server

MSL includes a syslog server for message logging. When a system event occurs, such as a failed authentication attempt or login failure, the affected service generates a message which is recorded in a log file. You can examine these messages in the Log File Viewer.

You can enhance this functionality by enabling the local system to accept syslog messages from remote hosts, and by enabling the local system to send its own syslog messages to remote hosts.

## Receiving Messages from Remote Hosts

You can configure the local syslog server to accept event messages from other syslog servers, provided they are in list of trusted networks. The event messages can be received over UDP (using port 514) and TCP (using a configured port).

To start receiving syslog event messages from remote hosts:

1. Under Security, click Syslog.
2. Under Accept syslogs from remote hosts, do the following:
  - a. In the Accept remote syslog on UDP field, click Enable.
  - b. (Optional) In the Accept remote syslog on TCP field, click Enable. In the Listen Port field, enter a port number (for example, 514), and then click Save.

The local system can now receive syslog event messages from remote hosts.

3. To stop receiving syslog event messages from a remote host:
  - a. Under Security, click Syslog.
  - b. Under Accept syslogs from remote hosts, locate the protocol you wish to disable (UDP or TCP).
4. Click Disable.

## Sending Messages to Remote Hosts

You can configure the local syslog server to forward its own event messages to one or more other syslog servers.

To start sending local syslog event messages to a remote host:

1. Under Security, click Syslog.
2. Under Forward local syslogs, click Add remote syslog destination.
3. In the Configure syslog screen, do the following:
  - In Facility, select type of program or subsystem that is logging the message. By default, the auth facility code (security/authorization messages) is selected. You may also select authpriv, a more secure version. For a complete list of facility descriptions, see RFC 3164.
  - In Destination Host (ip:port), enter the IP address and port number of the remote syslog server.

### Note:

- A port number is required only if TCP is selected as the transport.
- You can enter multiple destination hosts, provided that they use the same facility and port number. Use commas to separate the individual entries.

4. In Protocol, select the transport, either UDP or TCP.
5. Click Next, and then click Add.

The local system will now forward syslog event messages to the designated remote host(s).

To stop sending local syslog event messages to a remote host:

1. Under Security, click Syslog.
2. Under Forward local syslogs, locate the host you wish to disable.
3. Click Remove twice.

## 11.2.21 Web Server Certificate Management

### About SSL Web Server Certificates

An SSL certificate authenticates the identity of a web site and encrypts information passed between the web server and the web client using Secure Sockets layer (SSL) technology.

A default self-signed SSL certificate is provided with the MSL server at no additional cost. You can instruct remote users to install this certificate in their workstations in order to prevent the “Certificate Error: Navigation Blocked” message from appearing when they attempt to log in to the MSL Server Manager.

For enhanced security and ease of use, obtain a signed SSL certificate from a third-party Certificate Authority (CA). Two options are available:

### Let's Encrypt

Let's Encrypt is a free, automated, and open Certificate Authority. It enables you to obtain a valid SSL certificate simply by providing your domain settings and then clicking a button. The acquired certificate is monitored and renewed automatically.

The service is currently not supported on servers under the following deployment configurations:

1. Any server behind a MiVoice Border Gateway Web Proxy version earlier than v9.4.
2. MiCollab with AWW in server-only (LAN) mode behind a MiVoice Border Gateway in server-gateway mode on the network edge with 2nd WAN IP address configured on the MBG Web Proxy for MiCollab Audio, Web and Video Conferencing if the MBG Web proxy version is earlier than v9.4.0.25.

The service is supported on any MSL system that meets the following criteria:

1. each FQDN configured in the certificate request must be resolvable from the external Let's Encrypt server.
2. an https request to each resolved FQDN above with a URL of the form https://FQDN/.well-known/acme-challenge/CHALLENGE\_TOKEN must reach and be responded to by the server on which the Let's Encrypt certificate request has been made.

## Alternate 3rd-Party

An alternative third-party Certificate Authority issues an SSL certificate upon request, typically for a fee. Companies such as Entrust and GoDaddy provide such services. To obtain a generic SSL certificate, you must first generate a Certificate Signing Request (CSR) on the MSL system and send it to the CA. The CA will then return a package containing your web server certificate, plus any intermediate certificates that are required to maintain the certificate key chain. Optionally, you can download the SSL certificate and private key from the local MSL server and upload these files to other servers in your domain.

As with the self-signed SSL certificate, a third-party SSL certificate enables remote users to log in to the MSL Server Manager without receiving an error message. It also allows MiCollab Mobile Client users to establish connections and receive their deployment configurations.

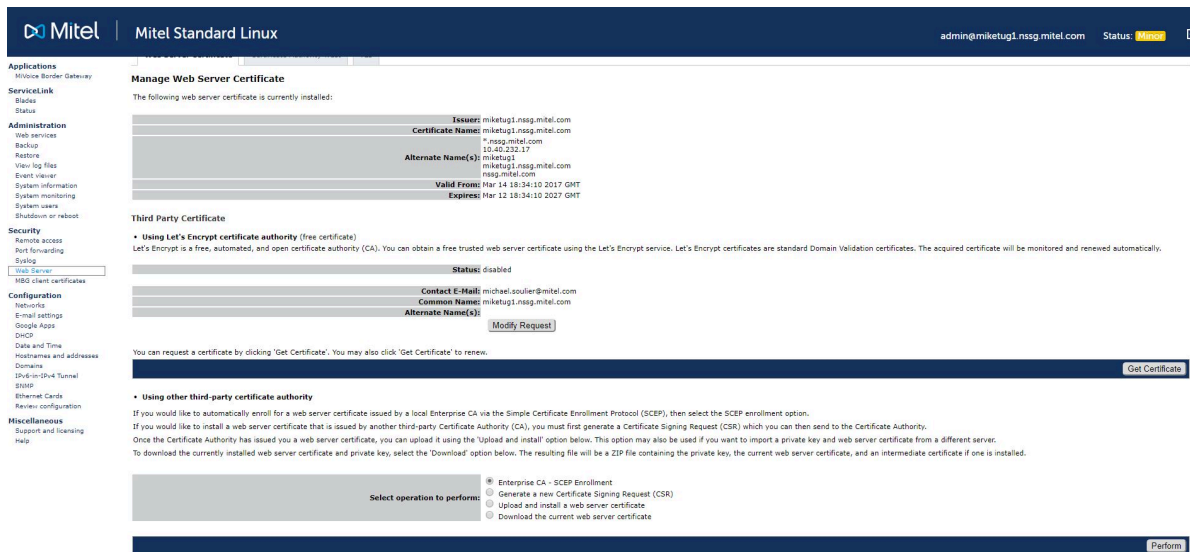


Figure 13: Web Server Certificate

## Manage Third-Party Certificates from an Alternate Third-Party Certificate Authority

To enable remote client stations to log in and MiCollab Mobile Client users to establish connections, purchase an SSL certificate from an alternate third-party Certificate Authority and then import it onto the MSL server.

If you have an MSL application server deployed in LAN mode with an MBG / Web Proxy server in the demilitarized zone (DMZ) or network edge, your remote clients will connect to the MSL server through the MBG / Web Proxy server. For this configuration, purchase an SSL certificate for the MBG / Web Proxy server and then share the certificate and private key file with the LAN-based MSL servers.

If you have MSL application servers deployed in LAN mode behind a corporate firewall, your remote clients will connect to the MSL servers through the firewall. For this configuration, purchase a unique SSL certificate for each MSL server.

You can automatically enroll for a web server certificate issued by a local Enterprise CA using the Simple Certificate Enrollment Protocol (SCEP). Select the Enterprise CA - SCEP Enrollment option from the MSL Web Server panel.

## 11.2.22 Certificate Authority Trust

The Certificate Authority (CA) Trust tab allows the administrator to upload an additional root CA certificate in PEM format to the list of trusted CA certificate store on MSL.

Some customers have their own enterprise root CA certificates used to sign the certificate that will be installed on the MSL web server. To install a certificate signed by an untrusted CA, the root CA certificate must first be uploaded to and trusted by the server.

By default, the Mitel Networks Root CA and Mitel Products Root CA certificates are added to the Trust Store. These are visible in the Certificate Authority Trust tab.

To upload a new root CA certificate to the CA trust bundle:

1. In the **Certificate Authority Trust** tab, click **Choose File**.
2. Browse to the location of the certificate and click **Open**.

**Note:**

The certificate must be in PEM format.

3. Click **Install Root CA Certificate**.

### Supported Formats

You can import third-party SSL certificates in either PEM or PKCS#12 format:

PEM certificates typically have extensions such as .pem, .crt, .cer, and .key. They are Base64 encoded ASCII files and contain “-----BEGIN CERTIFICATE-----” and “-----END CERTIFICATE-----” statements. Server certificates, intermediate certificates, and private keys can all be put into the PEM format. Apache and similar servers use PEM format certificates. Several PEM certificates, including the private key, can be included in a single file, one below the other, but most platforms, such as Apache, expect the certificates and private key to be in separate files.

PKCS#12 or PFX format is a binary format for storing the server certificate, any intermediate certificates, and the private key in one encryptable file. PFX files usually have extensions such as .pfx and .p12. PFX files are typically used on Windows machines to import and export certificates and private keys.

MSL supports the SHA-2 cryptographic hash function, along with variants such as SHA-256.

### Configuration Example

The illustration, below, demonstrates the five basic steps that must be completed to implement a third-party SSL certificate when you have an MSL application server in LAN mode with an MBG / Web Proxy on the network edge. First, generate the certificate signing request (CSR) on the MBG / Web Proxy. Second, submit the CSR to the CA, complete the online registration forms and purchase your web server certificate and intermediate certificates. Third, install the certificates on the MBG / Web Proxy (the MSL server that was used to generate the CSR). Fourth, download the certificates and private key from the MBG / Web Proxy. Fifth, install the certificates and private key on the MSL application server.

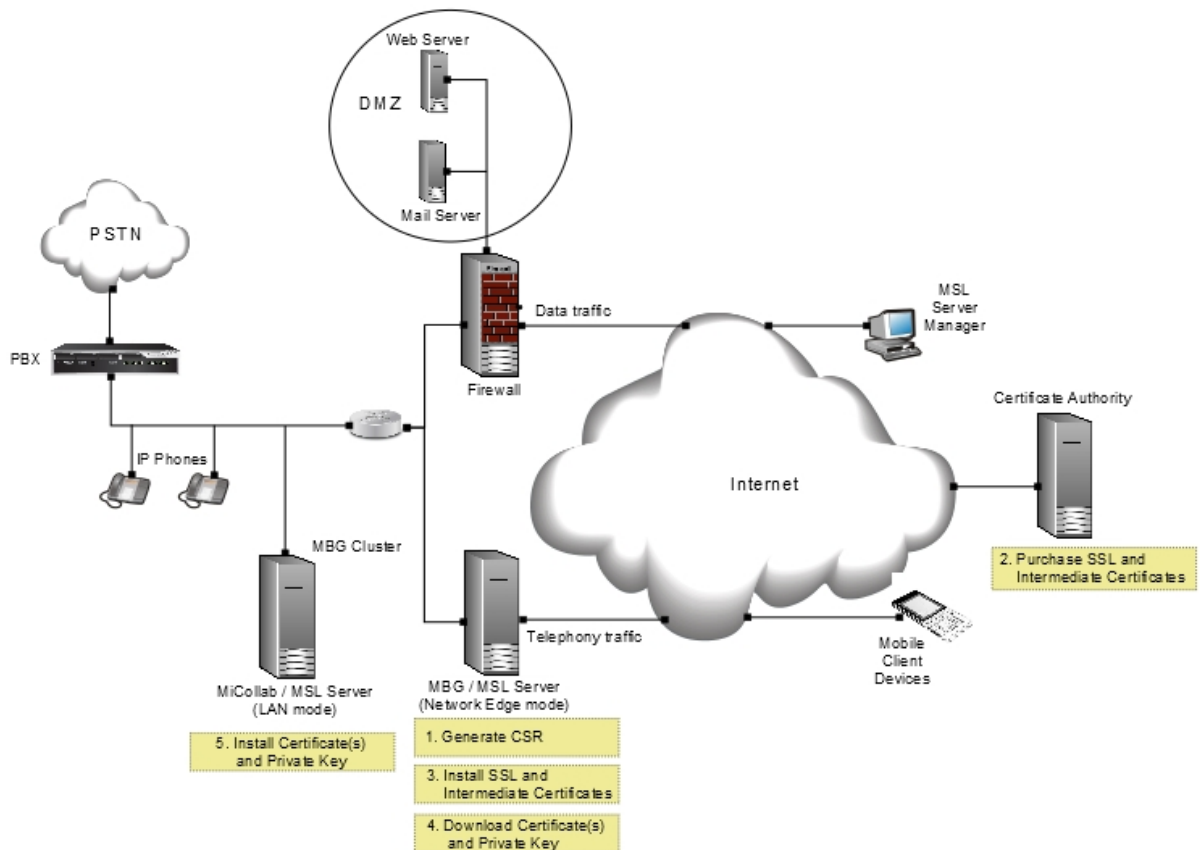


Figure 14: Web Server Certificate – Configuration Example

## Enroll for a web server certificate issued by Enterprise CA using SCEP

To automatically enroll for a web server certificate issued by a local Enterprise CA using the Simple Certificate Enrollment Protocol (SCEP), select the Enterprise CA - SCEP Enrollment option.

To enroll for a web server certificate issued by a Enterprise CA using SCEP, do the following:

1. Log into the **MSL Server Manager**.
2. Under **Security**, click **Web Server**.
3. Click the **Web Server Certificate** tab.
4. Select **Enterprise CA - SCEP Enrollment** option.
5. Click **Perform**.
6. Fill out the **SCEP** form:
  - **CA Address:** the FQDN or IP address of the SCEP server
  - **URI Path:** the URI to use in SCEP communication (defaults to Windows SCEP URI for clients)
  - **Enrollment Password:** the enrollment challenge password if required
  - **Common Name:** the Common Name to use in the Certificate Signing Request (CSR) (defaults to the system hostname)
  - **Alternate Name(s):** the Subject Alternate Name(s) to include in the CSR
7. Click **Get Certificate**.

8. Upon submitting the form, the data is validated and access to the SCEP server is verified. On successful verification, the SCEP enrollment is initiated to request a certificate, a progress status of the SCEP transaction is provided.
  - If the enrollment request is rejected, check the SCEP server for the details of the failure.
  - If the enrollment request is in pending state, the administrator of the SCEP server needs to approve or deny the certificate request.
9. Reload the MSL server manager for the newly acquired web server certificate to take effect.

## Generate a Certificate Signing Request (CSR) and Purchase the Third-Party SSL Certificate

You need a certificate signing request (CSR) in order to purchase an SSL certificate from an alternate third-party Certificate Authority (CA).

To generate a CSR and purchase the third-party SSL certificate:

1. Log into the **MSL Server Manager**.
2. Under **Security**, click **Web Server**.
3. Click the **Web Server Certificate** tab.
4. Select **Generate a new Certificate Signing Request (CSR)**, and click **Perform**.
5. Enter the information required to generate a certificate signing request (CSR). If you have previously generated a CSR, the previously entered values are displayed. Beginning with Release 9.1.24, CSRs are generated with 2048-bit keys.



### Note:

When completing the fields, capitalize the first letter only (for example Ontario, not ONTARIO).

Field Name	Enter
Country Name (2 letter code)	2 letter code of your country
State or Province Name	full name of your state or province
Locality Name	name of your city, town, or village
Organization Name	name of your company
Organizational Unit Name	organization unit or department name

Common Name	fully-qualified hostname of your server including the domain name (for example, msl.mitel.com); wild cards are permitted (for example, *.mitel.com)
-------------	---

6. Check to ensure that you have entered all the required information correctly before you generate the CSR. If you need to make changes, regenerate the file. Do NOT modify the text of the generated file in a text editor such as Notepad.
7. Click Generate Certificate Signing Request. The system generates a CSR file.
8. Copy the text of the CSR file.
9. Access the web site of a Certificate Authority and purchase a certificate. You will be prompted to do the following:
  - Select the number of domains you wish to protect:
    - Single domain: Select this option if your implementation has one MSL server on a single domain (for example, www.domain.com and domain.com).
    - Multi-domain: Select this option if your implementation has multiple MSL servers on a specific number of domains (for example, www.domain.com and domain.com, plus three sub-domains).
    - Multi-domain and wildcard: Select this option if your implementation has multiple MSL servers with a large number of sub-domains (for example, www.domain.com and domain.com, plus an unlimited number of sub-domains).
  - Enter your account and contact details in the CA web form:
    - Login Name and Password.
    - Name, Email Address, and Telephone Number.
    - Organization Name and Address.
    - Domain Name.

**i Note:**

Some CAs may prompt you to enter the Subject Alternate Names (SANs) or wildcard domain in this step. For more information on these entries, see below.

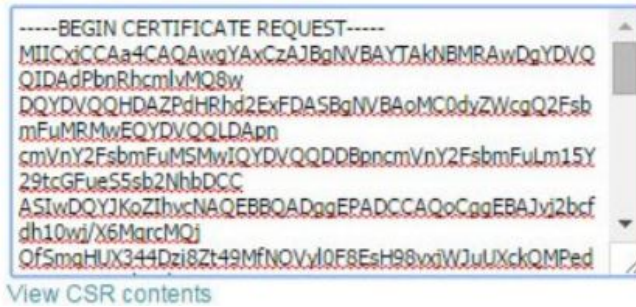
- Web Server Software.

**i Note:**

Select Apache. Other options are not supported on the MSL platform.

- Hashing Algorithm.

10. Paste the text of the CSR file into the CA web form.



```
-----BEGIN CERTIFICATE REQUEST-----
MIICxjCCAA4CAQAwwYAxCzAJBgNVBAYTAKNBMRAwDgYDVQ
QIDAdPbnRhcmlvMQ8w
DQYDVQQHDAZPdHRhd2ExFDASBgNVBAoMC0dyZWcgQ2Fsb
mFuMRMwEQYDVQQLEApn
cmVnY2FsbmFuM5MwYlQYDVQQDBncmVnY2FsbmFuLm15Y
29trGFue55sb2NhDCC
AS1wDQYJKoZIhycNAQEBBQADggEPADCCAQoCggEBAlj2bcf
dh10wJ/X6MqrcMQj
OfSmaHUX344Dzi8Zt49MfNOVyl0F8EsH98vqjWJuUXckQMPed
-----
```

[View CSR contents](#)

11. If you have purchased a certificate for multiple domains or a wildcard domain, enter the following in the CA web form:
- **Subject Alternate Name (SAN):** Enter the domain name for each service (or “virtual host”) in the LAN that you want to include in this certificate. For example, if your deployment includes a number of MSL application servers on the LAN, you would enter the FQDN of each server such as micollab.mitel.com, mivb.mitel.com, and micollabclient.mitel.com. If these addresses are not configured correctly, remote client access to the LAN-based services will be denied. Note: You can also enter an IP address as a SAN if your users are accessing an MSL application server from the internal network rather than through the MBG / Web Proxy. Typically, you would do this for testing purposes or to enable direct access from the LAN.
  - **Wildcard:** To consolidate your domain and unlimited sub-domains into a single SSL certificate, enter a wildcard domain name. For example, if your deployment includes numerous MSL application servers on the LAN (eg. MiCollab, MiVoice Business, MiCollab Client, MiCollab Unified Messaging, generic MSL, and Oria), you can include them all by entering an FQDN such as \*.mitel.com.
12. Complete the purchase transaction. The Certificate Authority sends you the certificate files. These include your SSL server certificate and, if required, intermediate certificates. An intermediate certificate is a subordinate certificate issued to establish a certificate chain that begins at the CA's trusted root certificate, carries through the intermediate and ends with your own SSL server certificate. Some CAs provide a single intermediate certificate while others provide multiple intermediate certificates. There should be no need to open and inspect the files, provided that they are in the correct format and that the intermediate certificates have been bundled into a single file by the CA. Consult the documentation provided by your Certificate Authority for instructions to obtain, unzip and identify exactly which files you need to use.

**Note:**

- If the CA requires you to open a number of intermediate certificates and assemble them into a single bundled file, perform this task with a text editor that employs Unix line formatting. Do not use an editor that employs Windows line formatting such as Notepad.
- The intermediate certificate is required for MiCollab Mobile Client deployments; without it, client connections will fail and users will be unable to download their deployment configurations.

13. Contact the administrator for the domain used in a CSR. The administrator is identified using information supplied when your organization originally registered its internet FQDN.
14. Upload the certificate files to a location that is accessible to the MSL server.

## Install a Third-Party SSL Certificate on the MSL Server

Use the following procedure to install the certificate files that you received from the alternate third-party Certificate Authority onto the MSL server that generated the CSR.

To install the SSL certificate files on the MSL server:

1. Log into the MSL Server Manager for the system that was used to generate the CSR.
2. Under **Security**, click **Web Server**.
3. Click the **Web Server Certificate** tab.
4. Select **Upload** and install a web server certificate, and then click **Perform**.
5. Select the SSL certificate:
  - Beside the **SSL Certificate** field, click **Browse**.
  - Navigate to the **SSL certificate**, select it and click **Open**.
  - If you also received an Intermediate SSL certificate, select it, click **Browse**.
  - Navigate to the **Intermediate SSL certificate**, select it and click **Open**.

### Note:

- In some cases, the CA will provide multiple intermediate certificates. Consult the CA's documentation to determine which of these certificates you should use and, if necessary, how to assemble them into a single bundled file.
- The intermediate certificate is required for MiCollab Mobile Client deployments; without it, client connections will fail and users will be unable to download their deployment configurations.

6. Click **Install Web Server Certificate**. If there is a problem with the certificate chain of trust, MSL will display an error message instructing you to take corrective action. You may need to contact your CA for assistance.
7. Restart the server to ensure all components and services that require the certificate are informed of the certificate's presence. Perform this step at a time of low system activity.

### Note:

Some services, such as the MiCollab Client Service, are restarted automatically as soon as you install the certificate. This removes the need for you to restart the server manually.

## Install the Third-Party SSL Certificate on other MSL Servers

If your deployment includes LAN-based MSL application servers accessed via an MBG / Web Proxy server, use the following procedure to install the certificate files on them. This is a two-step process. First, you must download the web server certificate, intermediate certificates (if installed), and private key file corresponding to the SSL server certificate from the MBG / Web Proxy. Second, you must upload these files to the LAN-based MSL server.

### Download certificates

To download the SSL certificate files from the MBG / Web Proxy:

1. Log into the MSL Server Manager for MBG / Web Proxy (the system that was used to generate the CSR)
2. Log into the MSL Server Manager for the system that was used to generate the CSR.
3. Under **Security**, click **Web Server**.
4. Click the **Web Server Certificate** tab.
5. Select **Download the current web server certificate**, and then click **Perform**.
6. Click **Save**, navigate to the location you wish to store the file, and then click **Save**. The downloaded file is in ZIP format. It includes the web server certificate, intermediate certificates (if installed), and private key file.
7. Unzip the files and upload them to a location that is accessible to the other MSL servers in your network.

#### Note:

Exercise caution when transferring your certificate files and private key to the other system. If your private key is stolen, it can be used to establish fraudulent connections to your applications. For optimum security, delete the files from any media they are stored on as soon as you have completed the upload process.

## 11.2.23 Upload certificates

To upload the SSL certificate files to a LAN-based MSL server:

1. Log into the MSL Server Manager for a LAN-based MSL server.
2. Select **Upload** and install a web server certificate, and then click **Perform**.
3. Select the SSL certificate:
  - Beside the **SSL Certificate** field, click **Browse**.
  - Navigate to the SSL certificate, select it and click **Open**.
  - If you also received an **Intermediate SSL certificate**, select it, click **Browse**.
  - Navigate to the Intermediate SSL certificate, select it and click **Open**.

4. Import the private key pair created on the other MSL server:

- Beside the **SSL Private Key** field, click **Browse**.
- Navigate to the SSL Private Key file, select it and click **Open**.

5. Click **Install Web Server Certificate**.

6. Restart the server to ensure all components and services that require the certificate are informed of the certificate's presence.

**Note:**

- To prevent fraudulent use of your certificates, delete the certificate and private key files from any media they are stored on.
- Some services, such as the MiCollab Client Service, are restarted automatically as soon as you install the certificate. This removes the need for you to restart the server manually.

## Uninstall the Third-Party SSL Certificate

To uninstall an alternate third-party CA SSL certificate and resume using the self-signed certificate:

1. Log into the MSL Server Manager.
2. Under **Security**, click **Web Server**.
3. Click the **Web Server Certificate** tab.
4. Select **Uninstall the third-party web server certificate**, and then click **Perform**. The MSL system uninstalls the SSL certificate and returns to using the default self-signed certificate.

## Verify the Third-Party SSL Certificate

To view details regarding currently installed alternate third-party CA certificate:

1. Log into the MSL Server Manager.
2. Under **Security**, click **Web Server**.
3. Click the **Web Server Certificate** tab.
4. View details at the top of the page:

Field Name	Details

Issuer	<p>Lists the following information for the certificate authorization company that issued the certificate:</p> <p>C: country code (2-letter ISO country code)</p> <p>ST: state or province</p> <p>L: locality name (for example: city name)</p> <p>O: name of the certificate authorization authority</p> <p>OU: name of the organizational unit</p> <p>CN: server hostname</p> <p>Authority/emailAddress: email address of the Certificate Authority</p>
Certificate Name	The Common Name that identifies the fully qualified domain name associated with the certificate.
Alternate Name(s)	The FQDNs of each service (or "virtual host") included in the certificate.
Valid from	Date and time when the certificate takes effect.
Expires	Date and time when the certificate expires.

## Managing Let's Encrypt Third-Party Certificates

Let's Encrypt is a free, automated, and open Certificate Authority (CA). It enables you to obtain a valid web server certificate simply by providing your domain settings and then clicking a button. The acquired certificate is uploaded, installed, monitored and renewed automatically. You do not need to generate a certificate signing request (CSR) or go through the manual process of installing the certificate. These steps are handled by the CA and the local MSL server and are invisible to you.

### Note:

- To use this service, the MSL server must be accessible to the Internet, either directly or through a proxy.
- This service is only supported on single-server, standalone implementations of applications that use the MSL operating system such as MiVoice Border Gateway and NuPoint Unified Messaging. This service is not supported on MiCollab Server or MiCollab Virtual Appliance deployments.
- When you request an SSL certificate from the Let's Encrypt service, you must provide a Common Name and, optionally, Subject Alternative Names as fully qualified domain names (FQDNs) that are resolvable to addresses on the public network. When the Let's Encrypt servers issue an

HTTP request to a resolved FQDN (such as [https://mbg.mitel.com/.well-known/acme-challenge/random\\_file\\_name](https://mbg.mitel.com/.well-known/acme-challenge/random_file_name)), this request must be able to reach the MSL server on which the certificate request is being made. Accordingly, the MSL server must be accessible to the Internet, either directly or through a proxy.

## Request a Let's Encrypt SSL Certificate

To request a Let's Encrypt SSL certificate:

1. Log into the MSL Server Manager.
2. Under **Security**, click **Web Server**.
3. Click the **Web Server Certificate** tab.
4. Click **Get Certificate**.
5. Enter the information required to request the SSL certificate from the Let's Encrypt system:

Field Name	Enter
Status	Indicates the status of the certificate, either enabled (successfully installed and active) or disabled (not successfully installed and inactive)
Contact E-Mail	Enter the email address of the administrator who Let's Encrypt should contact to deal with issues of certificate recovery or registration.
Common Name	<p>Enter the common name to which you plan to apply your certificate. A web browser checks this field. It is required.</p> <p>The common name must be entered as a fully-qualified domain name (FQDN) that is publicly resolvable. Do not enter a domain name with a wild card character (e.g. *.example.com) because Let's Encrypt does not support wild card certificate requests.</p>
Alternate Name(s)	Enter the domain name for each service (or "virtual host") in the LAN that you want to include in this certificate. For example, if your deployment includes a number of MSL application servers on the LAN, you would enter the FQDN of each server such as micollab.mitel.com, mivb.mitel.com, and micollabclient.mitel.com. If these addresses are not configured correctly, remote client access to the LAN-based services will be denied. The FQDNs must be publicly resolvable.

6. Click **Get Certificate**. The Let's Encrypt system generates the certificate and returns it to the MSL system for automatic installation. If there are any problems with the certificate request or installation, an error message is displayed. If there are no problems, the Status field displays "enabled," indicating that the certificate has been successfully installed and is now active.

## Modify a Let's Encrypt SSL Certificate

To modify a Let's Encrypt SSL certificate request:

1. Log into the MSL Server Manager.
2. Under **Security**, click **Web Server**.
3. Click the **Web Server Certificate** tab.
4. Click **Modify Request**.
5. Update the field values as required in order to modify your certificate signing request (CSR).
6. Click **Get Certificate**. The Let's Encrypt system generates the SSL certificate and returns it to the MSL system for automatic installation. If there are any problems with the certificate request or installation, an error message is displayed. If there are no problems, the Status field displays "enabled," indicating that the certificate has been successfully installed and is now active.

## Uninstall a Let's Encrypt SSL Certificate

To uninstall a Let's Encrypt SSL certificate and resume using the self-signed certificate:

1. Log into the MSL Server Manager.
2. Under **Security**, click **Web Server**.
3. Click the **Web Server Certificate** tab.
4. Click **Remove Certificate**. The MSL system uninstalls the Let's Encrypt SSL certificate and returns to using the default self-signed certificate.

## Verify the Installed Let's Encrypt SSL Certificate

To view details regarding currently installed web server certificate:

1. Log into the MSL Server Manager.
2. Under **Security**, click **Web Server**.
3. Click the **Web Server Certificate** tab.
4. View details at the top of the page:

Field Name	Details

Issuer	<p>Lists the following information for the certificate authorization company that issued the certificate:</p> <p>C: country code (2-letter ISO country code)</p> <p>ST: state or province</p> <p>L: locality name (for example: city name)</p> <p>O: name of the certificate authorization authority</p> <p>OU: name of the organizational unit</p> <p>CN: server hostname</p> <p>Authority/emailAddress: email address of the Certificate Authority</p>
Certificate Name	The Common Name that identifies the fully qualified domain name associated with the certificate.
Alternate Name(s)	The FQDNs of each service (or “virtual host”) included in the certificate.
Valid from	Date and time when the certificate takes effect.
Expires	Date and time when the certificate expires.

## 11.2.24 Manage Self Signed SSL Certificates

A default self-signed SSL certificate is provided with the MSL server at no additional cost. Remote users can add it to their local workstations. This prevents the “Certificate Error: Navigation Blocked” message from appearing when the users attempt to log in to the MSL Server Manager.

The self-signed SSL certificate has the following disadvantages:

- The protection supplied by the self-signed SSL certificate is somewhat lower than that of a third-party SSL certificate.
- The self-signed SSL certificate can only be used to prevent the “Certificate Error: Navigation Blocked” message. For MiCollab Mobile Client deployments, you must purchase and install a third-party SSL certificate. If you fail to do this, your MiCollab Mobile Client users will not receive their deployment configurations and will be unable to establish connections.

The following procedure applies to Internet Explorer 11. For other browser versions refer to the browser help.

**Note:**

If you are using Windows Vista or Windows 7, you will need to run Internet Explorer as an administrator to install the security certificate. To do this, right-click on the Internet Explorer icon and select the option to run as Administrator. This task needs to be done even if you are logged in as an administrator.

## Install the Default Self-Signed SSL Certificate on Local Workstation

To install the default self-signed certificate on a local workstation:

1. Open Internet Explorer.
2. When you attempt to access the MSL Server Manager login page, a **Certificate Error: Navigation Blocked** page is displayed. The warning states "There is a problem with this web site's security service".
3. Click the **Continue to this website** link to proceed to the MSL login page.
4. In the Internet Explorer command bar, click **View**, and then click **Security Report**. An **Untrusted Certificate** error dialog opens.
5. Click **View Certificates**.
6. Click **Install Certificate**.
7. Click **Next** to navigate through the Certificate Import Wizard windows.
8. Accept the default, "Automatically select the certificate store based on the type of certificate," and click **Next**.
9. Click **Finish** on the Completing the Certificate Import Wizard window.
10. Click **Yes** on the Root Certificate Store window to add the certificate to the Root Store.
11. Click **OK** to close each window you have opened during this procedure.

## Verify the Installed Default Self-Signed Certificate

To view details regarding the installed default, self-signed web server certificate:

1. Log into the MSL Server Manager.
2. Under Security, click Web Server.
3. Click the Web Server Certificate tab.
4. View details at the top of the page:

Field Name	Details

Issuer	<p>Lists the following information for the certificate authorization company that issued the certificate:</p> <p>C: country code (2-letter ISO country code)</p> <p>ST: state or province</p> <p>L: locality name (for example: city name)</p> <p>O: name of the certificate authorization authority; "XYZ Corporation" is the name that appears for Mitel self-signed certificates</p> <p>OU: name of the organizational unit</p> <p>CN: server hostname</p> <p>Authority/emailAddress: email address of the Certificate Authority</p>
Certificate Name	The Common Name that identifies the fully qualified domain name associated with the certificate.
Alternate Name(s)	The FQDNs of each service (or "virtual host") included in the certificate.
Valid from	Date and time when the certificate takes effect.
Expires	Date and time when the certificate expires.

## 11.2.25 Manage TLS Protocol

By default, MSL supports the use of early TLS (TLS v1) for communications security. To migrate to the latest TLS version, you must upgrade your client softphones and devices and then disable support for the TLS v1 protocol using the procedure outlined below. After these steps are complete, your system will be in compliance with the Payment Card Industry Data Security Standard (PCI DSS).

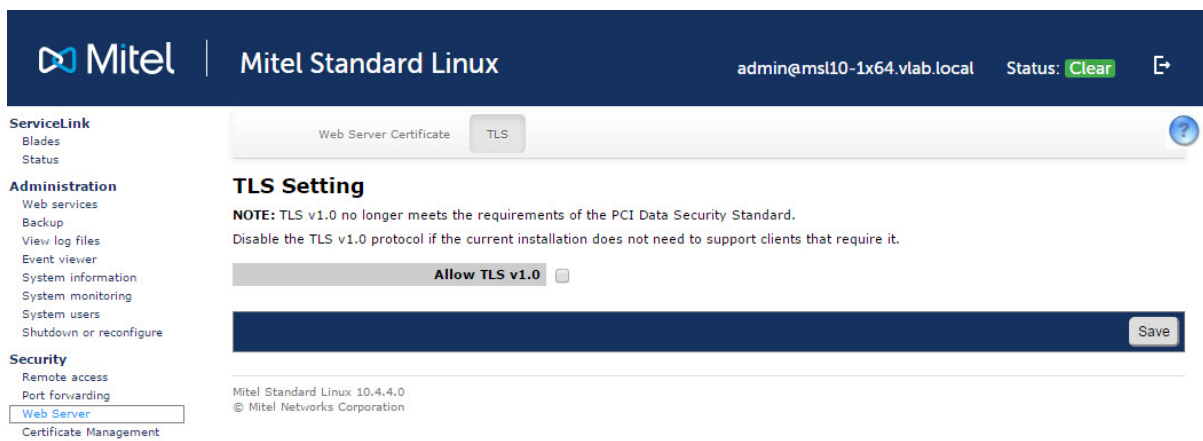


Figure 15: TLS Setting

## Disable Support for TLS v1

To disable support for the TLS v1 protocol:

1. Log into the MSL Server Manager.
2. Under Security, click Web Server.
3. Click the TLS tab.
4. To disable support for TLS v1, clear Allow TLS v1.0. Your system is now in compliance with PCI DSS.

### **Note:**

- If you disable support for TLS version 1.0, users who employ older web browser such as Internet Explorer 9 or 10 will be denied Server Manager access. To resolve this problem, users should switch to using a newer browser or enable TLS version 1.2 in their existing browsers. In Internet Explorer, the TLS settings are located under Options > Advanced > Security.
- Some services, such as the MiCollab Client Service, are restarted automatically whenever you update the Allow TLS v1.0 setting. This ensures that the services are updated correctly.

## 11.2.26 MBG Client Certificates


### **Note:**

The option to MBG client certificates is only visible with MBG installed.

The MSL server includes its own unique certificate authority (CA), named “Mitel Networks,” which is associated with the Mitel root CA. You can use this service to issue digital certificates to applications that require securely authenticated connections, such as MiContact Center.

To begin the process of obtaining a certificate, the client application issues a certificate signing request (CSR) to the Mitel Networks CA on the MSL server. For details on how to do this, consult your application documentation. When the MSL server receives the CSR, it will appear in a queue on the Certificate Management panel. You must then approve the CSR and issue the certificate by following the procedure found below. After these steps are complete, authenticated connections will be possible.

If necessary, you may also reject CSRs that are pending approval, and revoke certificates that have previously been approved.

 **Note:**

- Before approving a CSR, you should establish the requester's identity by telephone or email. If you approve a CSR without being certain of the requester's identity, you may open a security breach in your network.
- The MSL server is limited to accepting 50 concurrent CSRs.

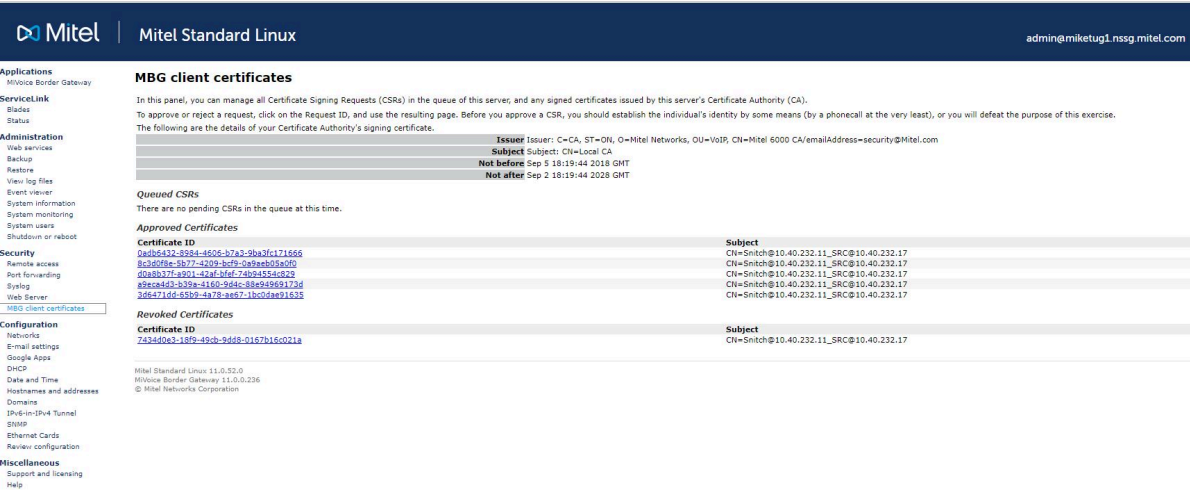


Figure 16: Certificate Management

Approve or Reject a CSR

To approve or reject a CSR:

- 1. Under **Security**, click **Certificate Management**. Certificate requests waiting for approval appear under the heading Queued CSRs.
- 2. Click the **Certificate ID** link.

3. After confirming the requester, do one of the following:

- Click **Cancel** to return to the Certificate Management main screen without approving/rejecting the request.
- Click **Reject** to reject the CSR. The requester will be notified of the rejection. Note that if you reject the request, the requester must regenerate it.
- Click **Approve** to approve the CSR. The approved CSR is listed as a certificate under the heading Approved Certificates.

## Revoke a Certificate

To revoke an approved certificate:

Generated certificate numbers are unique. If you need to re-issue a certificate for a specific requester (for example, in the case of hardware failure or theft), then you must first revoke the existing certificate.

### Note:

Do not use this option to disable a set.

1. Under **Security**, click **Certificate Management**. Approved CSRs appear under the heading Approved Certificates.
2. Click the **Certificate ID** link and then click **Revoke**. The requester can now make another request.

## 11.2.27 Networks

### Grant Access Privileges to Trusted Local Networks

By default, several MSL services, including server manager access, SSH and system monitoring, are accessible only from computers that are located on the same network where the MSL server is installed. If you need to manage the server from a different subnet on the LAN, then you must configure the other subnet as a "Trusted Network." This configuration opens the firewall and allows access to the services on the MSL server.

### Example of Default Routing Configuration

In the example illustrated below, the LAN interface of the MSL server has an IP address of 10.36.20.20. Accordingly, the server will accept traffic only from the 10.36.20.x network while blocking traffic from all other subnets on the LAN.

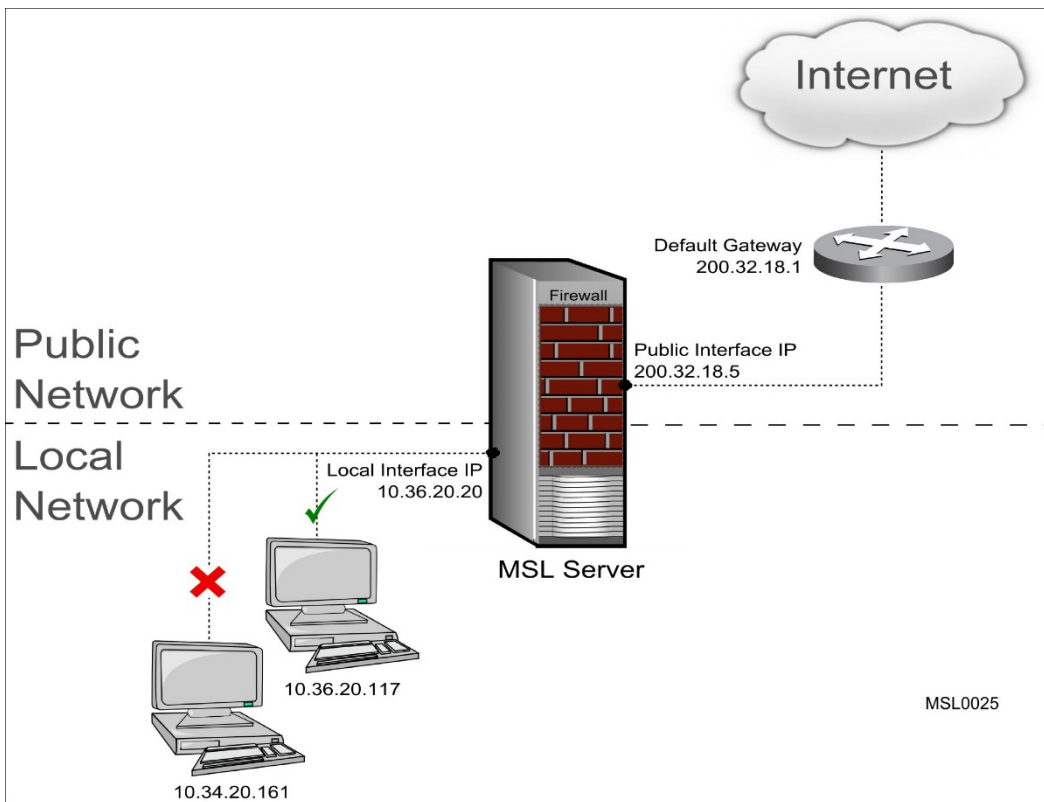


Figure 17: Default Routing Configuration

### Example of Trusted Network Configuration

In the example illustrated below, the MSL server has been configured an IP address of 10.36.20.20 on its LAN interface and with a "trusted network" of 10.34.20.0/255.255.255.0. Accordingly, the server will accept traffic from both the 10.36.20.x and 1034.20.x subnets.

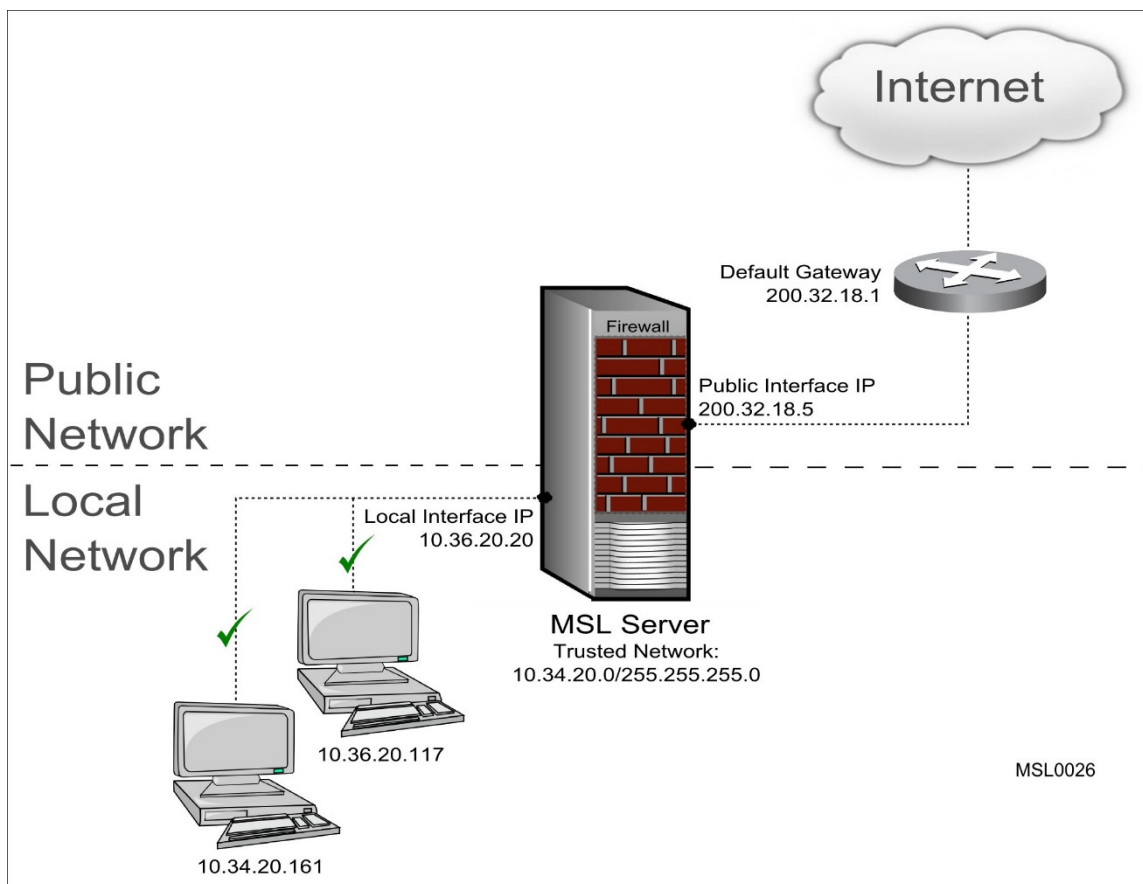


Figure 18: Routing Configuration with Trusted Network

**Note:**

- If only one network is being serviced by the server, you do not need to add any information here.
- If your server has an IPv6 address configured on its LAN interface, then you can extend privileges to IPv6 networks as well as IPv4 networks.
- Depending on the architecture of your network infrastructure, the instructions for configuring the clients on an additional network may be different than the following instructions. For more information about adding networks, contact your authorized Mitel Reseller.
- To control access to the server from computers on remote networks, see [Remote Management](#) and [Secure Shells Settings](#).
- You can also use the [server console](#) to show, add, and delete trusted local networks.

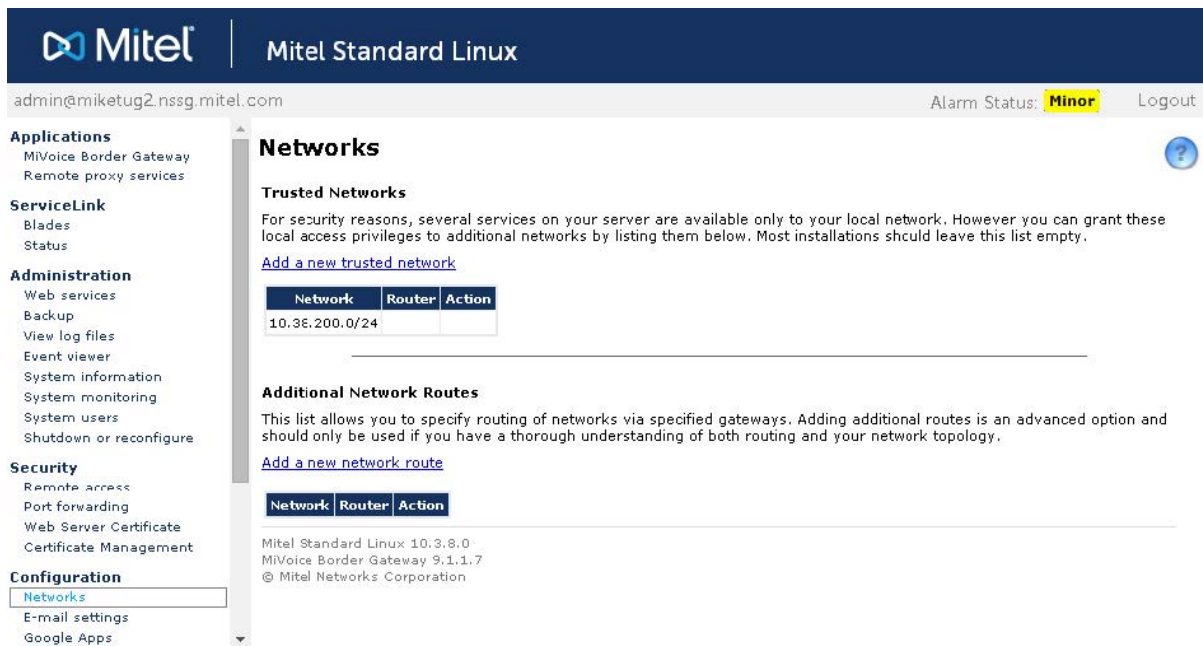


Figure 19: Networks

To extend privileges to one or more additional networks:

1. Click **Add a new trusted network**.
2. In the **Network Address** field, enter the IPv4 or IPv6 address of the network to designate as “local”.
3. In the Subnet mask or network prefix length field, enter the dot-decimal subnet mask or CIDR network prefix to apply to the Network Address. If this field is left blank, the system assigns a network prefix length of /24 for IPv4 networks or /64 for IPv6 networks.
4. In the **Router** field, enter the IP address of the router you will use to access the newly-added network.
5. Click **Add**.

**Note:**

When you add or change trusted local network information, updates to the permissions files may take up to 15 seconds. If you attempt to access the server manager interface from a newly added trusted local network before the permissions have been updated, you will receive a “403: Forbidden” error message.

## Add Network Routes

Use this procedure to add new routes to the MSL server's routing table. This configuration opens the firewall and enables traffic to flow to/from remote servers but does not grant access to the MSL services (as would adding a trusted network).

**Note:**

- The additional network routes are firewalled.
- Adding additional network routes is an advanced option and should only be used if you have a thorough understanding of both routing and your network topology.

To add additional network routes:

1. Click **Add a new network route**.
2. In the **Network Address** field, enter the IPv4 or IPv6 address of the network route.
3. In the Subnet mask or network prefix length field, enter the subnet mask or CIDR prefix to apply to the Network Address. If this field is left blank, the system assigns a network prefix length of /24 for IPv4 networks or /64 for IPv6 networks.
4. In the **Router** field, enter the IP address of the router you will use to access the newly-added network.
5. Click **Add**.

## 11.2.28 Email Settings

To configure email settings:

1. Click the Change button beside the setting you want to change.
2. Configure one or more of the following settings and then click Save:
  - SMTP Server:
    - Server to use for outbound SMTP: The server can deliver outgoing messages via a corporate or Internet service provider's SMTP server, or can deliver messages directly to their destination by looking up mail exchanger records in DNS. If you are using a specific SMTP server, specify its hostname or IP address in this field. Otherwise, leave this field blank. Click Save to access other SMTP Server settings.
    - Destination Port for Outbound SMTP: If you have specified a Server to use for outbound SMTP, select one of the following:
 

SMTP Port 25 (use cleartext; default)

SMTP port 587 (TLS encryption)

SMTP Port 465 (SSL encryption).
  - Mail Server User ID: If you are using secure SMTP (port 465 or 587), enter the user ID required by the SMTP server. This ID must be configured and licensed in the SMTP server.
  - Mail Server Password: If you are using secure SMTP (port 465 or 587), enter the password required by the SMTP server. This password must be configured in the SMTP server.

**Note:**

The \ character is not supported for a password.

- SMTP email injection restrictions: This setting controls which networks will be allowed to send mail through this server via SMTP. Choose from one of the following three settings:
  - Localhost only – accept email only from applications installed on the server (default setting).
  - Accept only from trusted networks – accept email from trusted local networks that are directly connected to the LAN. (These networks are on the same subnet as the server's private interface.)
  - Accept from anywhere - accept all email.
- Forwarding address for administrative email: By default, email to the administrator is sent to the user "admin" at the domain name configured on the server. You can override the default by entering an email address in this field.
- E-mail sent for events: Select the system events for which you want to receive email notifications — Cleared, Indeterminate, Warning, Minor, Major, Critical. By default, Major and Critical are pre-selected.

## 11.2.29 Google Apps

When Mitel Standard Linux applications such as NuPoint UM and MiCollab Client require access to user-generated data that is stored in Google Gmail or Google Calendar, they must meet Google's authentication requirements. Google grants access only when the following conditions are met:

- the application provides its authentication information, and
- the user consents to allow the application to view the account information

All applications that access Google must be registered through the Google APIs Console and must configure access using the Open Standard for Authentication 2.0 (OAuth 2.0) protocol. OAuth 2.0 allows users to share specific data with applications (for example, contact lists) while keeping their usernames, passwords, and other information private. With OAuth 2.0, user data is protected using access tokens. Applications that use OAuth 2.0 require an authorization code generated in MSL.

OAuth 2.0 is a relatively simple protocol. To begin, you register your application with Google in order to create a client ID. Then your client application requests an access token from the Google Authorization Server, extracts a token from the response, and sends the token to the Google API that you want to access.

When you create a client ID, you must specify the type of application it is for. For integration with Mitel applications, two options are available:

- **Installed Application** - Select this option if the application is to be installed on a mobile device, tablet or computer. The registration process results in a client ID and a client secret, which you embed in the source code of the application. MiCollab Client requires this configuration.
- **Service Accounts** - Select this option if the application employs server-to-server interactions, such as those between a web application and Google Cloud Storage. MiCollab Audio, Web and Video Conferencing and NuPoint Unified Messaging require this configuration.

## Configure OAuth 2.0 for Installed Applications

Use this procedure to configure a secure connection between integrated applications such as MiCollab Client and Google Apps such as Google Contacts or Google Calendar using the OAuth 2.0 protocol.

If OAuth 2.0 authorization is successful then Google will grant an access token to the MiCollab application on the Mitel Standard Linux server. These tokens can be re-issued when they expire or if the project is changed in any way.

## Create an API Project and Client ID on the Google Authorization Server

### Note:

The following instructions are provided as a guide only. For up-to-date instructions, refer to the Google online help.

#### 1. Log in to the **Google Apis** Console:

- a. Open a web browser and navigate to <https://code.google.com/apis/console>.
- b. Enter the domain administrator Email and password to log in.

#### 2. Create a new project and give it a name such as "NuPoint Advanced UM." Remain in the project.

#### 3. Enable Google APIs for the project:

- a. Open the side menu and select **API Manager**.
- b. Select a Google API such as "Calendar API" and click **Enable API**.
- c. Repeat for all Google APIs you want to support.

#### 4. Create the OAuth 2.0 Client ID and Secret for the project:

- a. Open the side menu and select **API Manager and Credentials**.
- b. Under **New Credentials**, select **OAuth client ID**.
- c. Follow the prompts to create a new ID and then click **Create**. Set a Product name if prompted.

### Note:

Select Other as the Application type.

- d. Click **OK**.
- e. Google provides a Client ID and Client secret. Record them and the Product name for use in the next procedure.

## Generate an Authorization Code in MSL

This procedure involves copying your OAuth 2.0 credentials (client ID and matching secret) from the Google APIs console to MSL, which generates an authorization code and then grants an access token. MiCollab employs the access token to integrate with Google services.

1. Log in to the **MSL Server Manager** as “admin”.
2. In the navigation tree, under **Configuration**, click **Google Apps**.
3. Select the **Installed Applications** tab.
4. Under Step 2, copy and paste the following from the Google APIs console:
  - Product Name
  - Client ID
  - Client secret
5. Click **Save and Generate Authorization Code**. Remain on the Installed Applications tab in the MSL Server Manager.
6. Under Step 3, do the following:
  - a. Copy the authorization code.
  - b. Click the link provided to access the Google API console.

## Allow Access Permission in Google

1. After clicking the link to access the Google API console, log in to your account.
2. Submit the authorization code to allow access in Google. Google grants the access token, which enables MSL to access services in the API project. Note that after the access token is generated, the panel displays its current status (access token ID and expiry time in seconds).

### Note:

- The access token is valid only for the set of operations and resources described in the token request. For example, if an access token is issued for the Google Calendar API, it will not grant access to the Google GMail API.
- If you regenerate the client ID and secret, you must then regenerate the authorization code in MSL.
- If an access token expires or you wish to change the list of supported services, you can repeat the procedures to create an API Project and Generate an Authorization Code.
- OAuth 2.0 data is not included in system (MSL) backups. Accordingly, if you perform a backup and restore procedure, you must then re-enter the OAuth 2.0 data in order to restore the Google Apps integration.

## Configure OAuth 2.0 for Service Accounts

Use this procedure to configure a secure connection between Mitel applications such as NuPoint UM and Google Apps such as Google Calendar using the OAuth 2.0 protocol.

With this type of server-to-server interaction, the application has to prove its own identity, but end users do not need to be involved.

## Create API Project and Client ID on the Google Authorization Server



### Note:

The following instructions are provided as a guide only. For up-to-date instructions, refer to the Google online help.

### 1. Log in to the **Google Apps Console**:

- a. Open a web browser and navigate to <https://code.google.com/apis/console>.
- b. Enter the domain administrator Email and password to log in.

### 2. Create the Project:

- a. Click the **Create project** button.
- b. Enter the Project name (for example, "NuPoint Advanced UM") and click **Create**. Remain in the project.

### 3. Enable Google APIs for the project:

- a. Open the side menu and select **API Manager**.
- b. Select a Google API such as "Calendar API" and click **Enable API**.
- c. Repeat for all Google APIs you want to support. Remain in the project.

### 4. Create the Service Account with Client ID:

- a. Open the side menu and select **Permissions**.
- b. Under the **Service accounts** tab, select **Create service account**.
- c. Enter a **Name**, select **Furnish a new private key** and JSON as the file type, and then select **Enable Google Apps Domain-wide Delegation**. Set a Product name if prompted.
- d. Click **Create and Close**. The service account is created and the file containing the Private Key and Client ID is downloaded. Note: Store the file in a safe location. You will require it to establish your credentials to MSL.
- e. For the service account you just created, click **View Client ID**.
- f. Copy the Client ID and click **Cancel**. You will require the Client ID in the next procedure.

5. Manage API Client Access (API Scopes): Once a service account is created, you must enable the scope of access for a client ID.

a. Access the Google Admin console:

- i. Open a web browser and navigate to [admin.google.com](https://admin.google.com).
- ii. Enter the domain administrator Email and password to log in.

b. Click **Security**.

c. Click **Show more** and then click **Advanced settings**.

d. Under **Authentication**, click **Manage API Client access**.

e. On the Manage API client access panel:

- i. Paste the client ID in the Client Name box.
- ii. Enter the following in the One or More API Scopes box: To support Gmail integration (for NuPoint Advanced UM), enter: <https://mail.google.com/>
- iii. Click **Authorize**.

The client ID now has access to resources in the specified domains.

6. Upload Credentials to MSL: This procedure involves uploading your OAuth 2.0 credentials (JSON Service Account ID and private key) from your computer to MSL. MiCollab employs these credentials to integrate with publicly available Google Apps.

a. Log in to the MSL Server Manager as "admin".

b. In the navigation tree, under **Configuration**, click **Google Apps**.

c. Select the **Service Account** tab.

d. Under **Configuration**, upload the following files from your computer:

- Service Account ID (.json file)
- Private Key (.p12 file)

**Note:**

The Private Key (.p12 file) file is required only for earlier implementations.

e. Click **Upload Credentials**.

f. Confirm that the Client ID, Email address, and Private Key are correct by comparing them to the corresponding fields in the Google API project.

g. Click **Apply**. It is now possible to configure a secure connection to publicly-available Google Apps using the OAuth 2.0 protocol for the Service Account client ID.

**Note:**

- You can generate another private-public key pair and then upload the private key to the Service Account in MSL.
- OAuth 2.0 data is not included in system (MSL) backups. Accordingly, if you perform a backup and restore procedure, you must then re-enter the OAuth 2.0 data in order to restore the Google Apps integration.

## 11.2.30 DHCP

Use the DHCP panel to configure and manage the behavior of the internal DHCP server.

**Note:**

Do not enable the internal DHCP server if another DHCP server exists on the network.

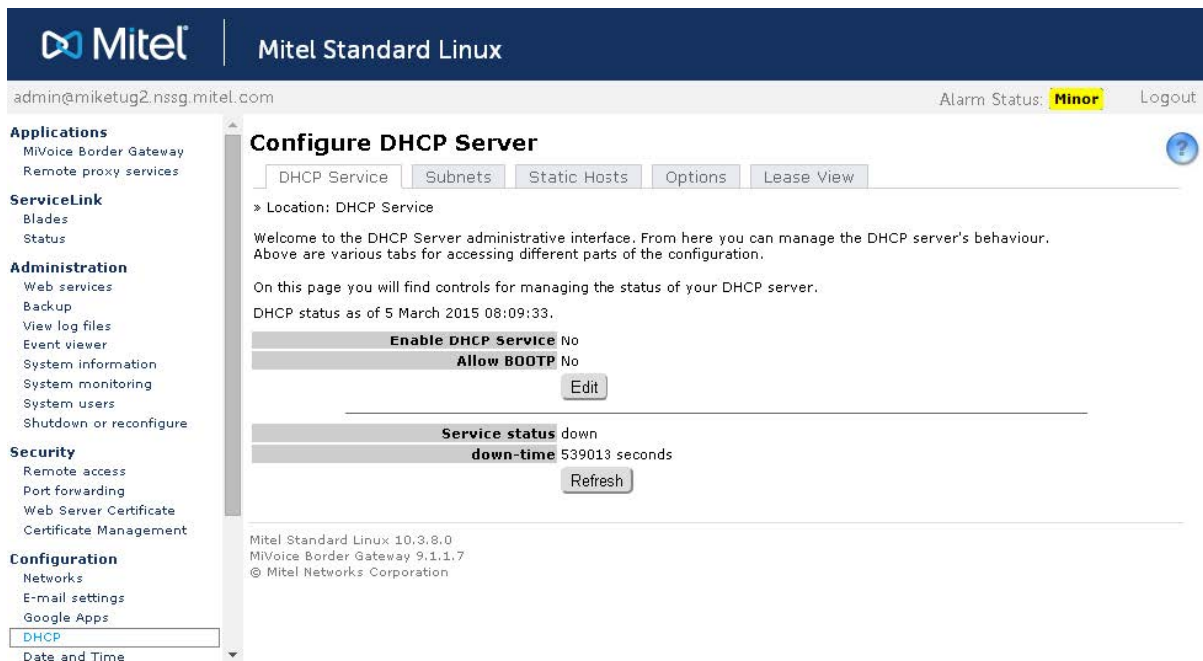


Figure 20: DHCP Settings

To **enable** DHCP:

1. On the **DHCP** service tab, click **Edit**.

2. Click **Enable DHCP Service** to enable the internal DHCP server. Note: Do not enable this server if a DHCP server already exists on the network.
3. Click **Allow BOOTP** to allow network clients to obtain IP addresses using the Bootstrap Protocol.
4. Click **Update** to enable the settings.

To **disable** DHCP:

1. On the **DHCP** service tab, click **Edit**.
2. Clear **Enable DHCP Service** to disable the internal DHCP server.
3. Click **Update** to enable the settings.

## DHCP Configuration

To add a Subnet:

1. On the **Subnets** tab, click **Add subnet**.
2. In the **Name** field, enter the name to apply to this subnet.
3. In the **Subnet IP address**, enter the IP address
4. In the **Subnet Mask** field, enter the mask to apply to this IP address.
5. (Optional) In the **Router** field, enter the IP address of the router used to access the subnet.
6. Click **Save**.

To remove a Subnet:

1. On the **Subnets** tab, click the **Remove** link associated with the subnet you want to remove.
2. Click **Delete**.

To add a Subnet range:



### Note:

If you enable DHCP and add a subnet, you must then provide a subnet range.

1. On the **Subnets** tab, click **Add range**.
2. Select a subnet from the **Subnet** drop-down list.
3. In the **Range start** field, enter the IP address at which to start the range of IP addresses available for assignment.
4. In the **Range end** field, enter the IP address at which to end the range.
5. In the **Lease time** field, enter the number of seconds to hold DHCP leases or accept the default setting.
6. Click **Save**.

To remove a Subnet range:

1. On the **Subnets** tab, click the Remove link associated with the subnet range you want to remove.
2. Click **Delete**.

To add a Static Host:

1. On the **Static Hosts** tab, click **Add Host**.
2. In the **Hostname** field, enter a name for the static host. (For example, host.mitel.com)
3. In the **Host IP** field, enter the static IP address of the host.
4. In the **MAC address** field, enter the MAC address of the host.
5. In the **Client ID** (type, value) field, select a type and enter a corresponding value.
6. Click **Save**.

To remove a static host:

1. On the **Static Hosts** tab, click the Remove link associated with the host you want to remove.
2. Click **Delete**.

To add DHCP Options:

1. On the **Options** tab, click **Add option**.
2. In the **Scope** field, select the scope to which to apply this option. (Global, Subnet, Range, or Host)
3. Select the option type for this option (Standard, Vendor, or Site-local).
4. Do one of the following:
  - For **Standard** options, select an option number from the list.
  - For **Vendor** options, select a vendor option from the list.
  - For **Site-local** options, enter an option number between 224 and 254.
5. Click **Next**.
6. Configure the DHCP option as required.
7. Click **Save**.

To view the state of all dynamic leases:

- On the **Lease View** tab, click **Refresh** to see the most recent version of the list.

To remove a DHCP option:

1. On the **Options** tab, click the Remove link associated with the option you want to remove.
2. Click **Delete**.

## 11.2.31 Date and Time

Use the Date and time panel to manage configure server date and time. You can use a network time server or you can set the date and time manually. A time server is a device on the Internet that communicates the time to other computers over the Internet using the Network Time Protocol (NTP). Many organizations provide Internet time servers for free.

**Mitel** | Mitel Standard Linux

admin@miketug2.nssg.mitel.com Alarm Status: **Minor** Logout

**Applications**  
 MiVoice Border Gateway  
 Remote proxy services

**ServiceLink**  
 Blades  
 Status

**Administration**  
 Web services  
 Backup  
 View log files  
 Event viewer  
 System information  
 System monitoring  
 System users  
 Shutdown or reconfigure

**Security**  
 Remote access  
 Port forwarding  
 Web Server Certificate  
 Certificate Management

**Configuration**  
 Networks  
 E-mail settings  
 Google Apps  
 DHCP  
**Date and Time**  
 Hostnames and addresses  
 Domains  
 IPv6-in-IPv4 Tunnel  
 SNMP

### Date and time configuration

This is where you configure the date and time of this server. You may use an existing network time server or manually set the date and time for your time zone.

**Current Settings:**

Current Time:	Thu Mar 5 09:25:58 EST 2015
Time Zone:	America/New_York
Network Time Server:	Enabled
NTP Server:	centos.pool.ntp.org <input type="button" value="Query"/>

---

**Set system TimeZone**

The system global TimeZone controls the conversion between internal time (UTC) and displayed local time, and also determines when Daylight Savings Time applies.

**Time Zone:**

**Configure Network Time Server**

The server is periodically synchronizing the system clock to the network time protocol (NTP) server specified below. To synchronize to a different NTP server, enter a different hostname or IP address in the field below.

**NTP Server:**

☐ **Disable Network Time Server**

Choose this option to stop synchronizing the system clock to the NTP server. When the NTP service is disabled, you can set the system date and time manually from this page.

Figure 21: Setting Date and Time

To configure a network time server:

1. In the **Set system Time Zone** list, select your time zone.
2. Select **Configure Network Time Server**.
3. Enter the domain name or IP address of the NTP Server.
4. Click **Save**.

For more information about using a network time server, visit <http://www.ntp.org/>. You can also find a list of publicly available time servers at <http://support.ntp.org/bin/view/Servers/WebHome>. You should always use a secondary time server (also called a stratum 2 server) to lighten the load on the primary time servers.

To set the date and time manually:

1. Select **Disable Network Time Server**.
2. In the **Set system Time Zone** list, select your time zone.
3. Select **Set Date and Time** and enter month, day, year, hours and minutes information.
4. (Optional) Select **Enable System Clock Adjustment** to adjust system time gain rate.

5. Click **Save**.

**Note:**

The server manager will reset the time automatically during daylight savings time.

To switch from a Network Time Server to a manual configuration:

1. Click **Disable Network Time Server** and then click **Save**.
2. Enter time zone, date, and time information.
3. Click **Save**.

**Note:**

A reboot may be required to update any running applications with new date/time information.

To verify that your network time protocol server is set up properly:

1. After you have saved the hostname or IP address of a new Network Time Server, click the **Query** button to issue the `ntpq -c peers` Linux command. The command results are displayed for the NTP server (or for a list of servers if a pool is referenced by the specified hostname or IP address).

**Current Settings:**

<b>Current Time:</b>	Wed Oct 14 06:12:04 AEDT 2015
<b>Time Zone:</b>	Australia/Sydney
<b>Network Time Server:</b>	Enabled
<b>NTP Server:</b>	centos.pool.ntp.org <input type="button" value="Query"/>

remote	refid	st	t	when	poll	reach	delay	offset	jitter
70.83.139.168	.PPS.	1	u	772	1024	XXYYXX	46.318	1.385	5.691
142.137.247.109	129.6.15.29	2	u	45m	1024	YXXYYXX	45.903	10.427	1.691
192.95.20.208	18.26.4.105	2	u	547	1024	YYYYYY	31.142	11.086	5.981

2. After a few minutes, press Query again. An \* appears in front of one of the NTP servers. The \* indicates that the system time is being synchronized with the NTP server.

remote	refid	st	t	when	poll	reach	delay	offset	jitter
*70.83.139.168	.PPS.	1	u	772	1024	XXYYXX	46.318	1.385	5.691
+142.137.247.109	129.6.15.29	2	u	45m	1024	YXXYYXX	45.903	10.427	1.691
+192.95.20.208	18.26.4.105	2	u	547	1024	YYYYYY	31.142	11.086	5.981

The following table provides the meaning of the command output:

Command Output	Meaning
remote	<p>The hostnames or IP addresses of the remote NTP servers to which the system can be synchronized (based on the pool of available NTP servers).</p> <p>The character that precedes the hostname or IP address indicates the following:</p> <ul style="list-style-type: none"> <li>* indicates that the system time is being synchronized with the NTP server</li> <li># indicates that the host is selected for synchronization, but distance from the host to the server exceeds the maximum value.</li> <li>o indicates that the host is selected for synchronization, and the PPS signal is in use.</li> <li>+ indicates the host included in the final synchronization selection set.</li> <li>x indicates that the host is the designated false ticker by the intersection algorithm.</li> <li>. indicates that the host is selected from the end of the candidate list.</li> <li>- indicates a host discarded by the clustering algorithm.</li> <li>blank indicates a host is discarded due to high stratum and/or failed sanity checks.</li> </ul>
refid	The current source of the synchronization for the remote host.
st	The stratum used by the remote host. The lower the number, the closer you are to the time source. Stratum 16 indicates that the system is not synchronized with a time server.
t	The type of clock used on the NTP server (L stands for local clock; u for an Internet clock).
when	The number of seconds since the last poll.
poll	The number of seconds between NTP transactions. When this time expires, the NTP daemon polls the remote time server. The polling results are displayed in the "reach" field.

reach	<p>The status of the last eight NTP transactions, with each transaction represented by a colored letter. The letter "Y" in green indicates that a response was successfully received from the remote time server. The letter "X" in red indicates that a response was not received. Since this field is a circular log buffer, it is continually refreshed, with the most recent result on the right and the oldest on the left.</p> <p>Example: If the field contains XXXXXYY, the two most recent NTP transactions have been successful while the previous six have failed.</p>
delay	Indicates the time, in milliseconds, between an NTP request and the answer.
offset	The difference in milliseconds between the time on your local computer and that on the NTP server.
jitter	The error rate in your local clock, expressed in milliseconds.

## 11.2.32 Hostnames and Addresses

Use this page to manage hostnames and their corresponding IP addresses for the internal DNS server. If you have programmed an IP address into the DNS forwarding address on the [Domains](#) page, then MSL forwards DNS requests to that external IP address for resolution and ignores any entries on this page. To disable DNS forwarding, enter an empty string as the [DNS Forwarder](#) address.

The screenshot shows the Mitel Standard Linux web interface. The left sidebar contains navigation links under 'Applications', 'ServiceLink', 'Administration', and 'Security'. The main content area is titled 'Hostnames and addresses' and includes an 'Add hostname' button. Below this, it says 'Current list of hostnames for sveapps.net.' and displays a table with the following data:

Hostname	Location	IP Address	Ethernet address	Action
app29.sveapps.net	Remote	192.168.15.59		<a href="#">Modify</a> <a href="#">Remove</a>
appb0dms.sveapps.net	Remote	192.168.15.50		<a href="#">Modify</a> <a href="#">Remove</a>
appb1dms.sveapps.net	Remote	192.168.15.51		<a href="#">Modify</a> <a href="#">Remove</a>
appb2dms.sveapps.net	Remote	192.168.15.52		<a href="#">Modify</a> <a href="#">Remove</a>
appserver24.sveapps.net	Self	192.168.15.4		
ftp.sveapps.net	Self	192.168.15.4		<a href="#">Modify</a> <a href="#">Remove</a>
mail.sveapps.net	Self	192.168.15.4		<a href="#">Modify</a> <a href="#">Remove</a>
proxy.sveapps.net	Self	192.168.15.4		<a href="#">Modify</a> <a href="#">Remove</a>
vpad.sveapps.net	Self	192.168.15.4		<a href="#">Modify</a> <a href="#">Remove</a>
www.sveapps.net	Self	192.168.15.4		<a href="#">Modify</a> <a href="#">Remove</a>

Figure 22: Hostnames and addresses

To add a hostname/address listing to the file:

1. Under **Configuration**, click **Hostnames and Addresses**.
2. Click **Add Hostname**.
3. Enter the **Hostname**. The hostname must start with a letter or number and must contain only letters, numbers, and hyphens.
4. From the **Domain** list, select the domain where this host resides. (This list is populated by entries made on the Domains page.)
5. In the **Location** list, select visibility (Local, Remote, Self).

6. Click **Next**.
7. Confirm the details and then click **Add**.

To edit the location of a hostname:

1. Under **Configuration**, click **Hostnames and Addresses**.
2. In the current list of hostnames, click the **Modify** link that corresponds to the hostname you want to modify.
3. Edit **Location** and then click **Next**.
4. Confirm the details and then click **Save**.

To remove the hostname of a network device:

1. Under **Configuration**, click **Hostnames and Addresses**.
2. In the current list of hostnames, click **Remove** in the Action column.
3. Click **Remove**.

## 11.2.33 Domains

This form allows you to configure other virtual domains in the network. You can also define a Domain Name Service (DNS) to be associated with the MSL server, if required (also called a “DNS Forwarder” address).

The screenshot shows the Mitel Standard Linux web interface. The top header displays the Mitel logo and 'Mitel Standard Linux'. Below the header, the user is logged in as 'admin@miketug2.nssg.mitel.com' with an 'Alarm Status: Minor' and a 'Logout' link. The left sidebar contains a tree view of navigation options: Applications (MiVoice Border Gateway, Remote proxy services), ServiceLink (Blades, Status), Administration (Web services, Backup, View log files, Event viewer, System information, System monitoring, System users, Shutdown or reconfigure), Security (Remote access, Port forwarding, Web Server Certificate, Certificate Management), and Configuration (Networks, E-mail settings, Google Apps, DHCP, Date and Time, Hostnames and addresses, Domains, IPv6-in-IPv4 Tunnel, SNMP). The 'Domains' option is selected and highlighted in blue.

The main content area is titled 'Manage domains'. It includes a description: 'When you create a virtual domain, your server will be able to receive e-mail for that domain and will also be able to host a web site for that domain.' Below this is an 'Add domain' button. A section titled 'Current list of domains' contains a table with the following data:

Domain name	Brief description	Domain DNS servers	Modify	Remove
nssg.mitel.com	Primary domain	Resolve locally	<a href="#">Modify</a>	

Below the table is a 'Corporate DNS Settings' section. It shows 'Corporate DNS server 1' with the IP address '10.44.17.11' and a 'Modify corporate DNS settings' button. At the bottom of the page, system information is displayed: 'Mitel Standard Linux 10.3.8.0', 'MiVoice Border Gateway 9.1.1.7', and '© Mitel Networks Corporation'.

Figure 23: Domains

To configure a virtual domain:

1. Under **Configuration**, click **Domains**.
2. Click **Add Domain**.
3. Enter the **Domain Name** and a brief description.
4. In the **Domain DNS Servers** field, select how this is resolved:
  - Resolve locally
  - Internet DNS servers
  - Corporate DNS servers

The default will be correct for most networks.

5. Click **Add**.

## 11.2.34 DNS Forwarder

If you want to override the internal DNS server in the MSL server, you can enter the IP address of the preferred DNS server here.

1. Under **Configuration**, click **Domains**.
2. Click **Modify Corporate DNS** settings.
3. Enter the Primary corporate DNS server IP address. You can also enter a Secondary corporate DNS server address if applicable.

**Note:**

Do not enter the address of your ISP's DNS servers because the MSL server is capable of resolving all Internet DNS names without this additional configuration.

4. Click **Save**.

**Note:**

By default, the MSL server uses itself as a DNS resolver and cache. When resolution is required, MSL first checks the DNS settings to see if you have overridden the default by programming a forwarder. If not, MSL then checks your Hostnames and Addresses entries to see if the requested host name is listed there. If not, MSL proceeds to access DNS root servers on the Internet for resolution.

## 11.2.35 Simple Network Management Protocol (SNMP)

MSL supports Simple Network Management Protocol (SNMP) for retrieval of network information and statistics.

**Note:**

SNMP is only supported on a LAN interface, not on a WAN interface.

Enabling SNMP allows access to the following options:

- System Monitoring subsystem for monitoring link use
- Remote access to System Monitoring. For reports, SNMP creates the following URL: **https://<server IPv4 address>/monitor/**

**Note:**

The default access for this URL is “disabled”.

To enable SNMP:

1. Access the server manager.
2. Under **Configuration** click **SNMP**.
3. In the **Service Status** list, select **Enabled** to support SNMPv1, SNMPv2c, and SNMPv3.

## SNMP Configuration Options

Use the following options to configure SNMP on the SNMP page of the server manager:

**SNMPv2c community string for read-only access** - a string that your SNMPv2c clients will use to monitor the server. The default string is “public”. For security, chose a string other than the default.

**SNMPv2c network access setting** – controls remote access. Choose from one of the following four settings:

- **Localhost only** – the default setting.
- **Immediate local network only** – allows access to trusted local networks that are directly connected to the LAN. (These networks are on the same subnet as the server’s private interface.)
- **All configured trusted networks** – allows access to all networks that are configured in the “Networks” panel. These networks may not be on the same subnet as the server (that is, they may be attached via a router).

**SNMPv3 settings**– To facilitate SNMPv3 communication, you must add a user account to the MSL server that matches an account on the SNMP manager. This “User-based Security Model” (USM) enables unique authentication and encryption settings to be configured for each account. See [Adding an SNMPv3 User Backups](#) on page 99.

**System Contact Address**– the email address or user name of a local user responsible for MSL. The default is the Admin forwarding address for the Email service, or, if not set, the local admin account.

**System Location** – a string that identifies the location of the system.

**Vital Process Monitoring**— enable this option to monitor processes like the web server or mail server.

**Monitor Disk Usage**— enable this option to monitor disk space usage on your server's root partition.

**Diskspace Threshold** — a percentage of remaining disk space that, when reached, reports its value at the Object ID indicated in the panel. Enter a numerical value between 0 and 100 followed by the % sign, or enter an absolute value in bytes. The default value is 5%.

**Monitor CPU usage** — enable this option to monitor the server's use of the CPU.

**One minute CPU threshold, Five minute CPU threshold, and Fifteen minute CPU threshold**— enter server load average thresholds for each time period or leave these set to the default values of 5, 4 and 3 respectively. (You can think of load average as a percentage of system utilization. For example: a load average of 2.5 during one minute of operation means the CPU was overloaded by 250% for that particular minute. A fifteen minute load average of .5 would mean that the CPU had a 50% load; in other words, it was only busy for half of the time.)

**Trap community string** — a string used when sending trap messages. Leave this field blank to make the string default to the one entered in the "Community string for read-only access" field.

**Trap host or address** — an IP address, or addresses, where trap messages will be sent. Leave this field blank to prevent the transmission of traps.

**SNMPv2c Trap community string** — Enter the trap community string to use when sending trap messages. If you do not enter a trap community string, the community string for read-only access will be used.

**SNMPv3 Trap username** — Enter the SNMPv3 trap user name to use when sending trap messages. If you leave this field blank, SNMP traps will be sent using SNMP v2c.

**Download Mitel Enterprise MIBs**— download the Mitel MIBs if you want to import them into your own network management software. Note: The MIB files are zipped and in UNIX file format.

## Add an SNMPv3 User

If you implement support for SNMPv3, you must add at least one user account that matches an account on the SNMP manager. As part of this configuration, you can enable authentication and encryption.

To add an SNMPv3 user:

1. Access the server manager.
2. Under **Configuration** click **SNMP**.
3. Under **SNMPv3 Settings**, click **Configure SNMPv3 Users**.
4. Type a **User Name** (also known as "securityname") for the SNMPv3 user.
5. Select the **Authentication Type** that matches SNMP manager/agent configuration:
  - MD5
  - SHA1
  - None (no authentication)
6. If you selected an Authentication Type, enter an **Authentication Password** (also known as "authentication passphrase") at least eight characters long.

7. Select the **Privacy Protocol** that matches SNMP manager/agent configuration:

- DES
- None (no encryption)

8. If you selected a Privacy Protocol, enter a **Privacy Password**.

9. If the SNMP manager requires a hard-coded Engine ID, enter it here. Otherwise, leave this field blank and the SNMP manager will discover the Engine ID automatically.

10. Complete the following fields as required and then click **Add**.

## 11.2.36 Configure Network Interface Card Settings

This panel allows you to configure the speed and duplex settings for the Network Interface Cards (NIC) that have been enabled in the server. MSL supports the following combinations of NICs:

- a "Local" adaptor for connection to the Local Area Network (Server-only mode) or
- a "Local" adaptor for connection to the Local Area Network AND a "WAN" adaptor for connection to the Wide Area Network (Server-gateway mode) or
- a "Local" adaptor for connection to the Local Area Network AND a "WAN" adaptor for connection to the Wide Area Network AND a "WAN" adaptor bridged to the WAN interface of the firewall (Server-gateway with bridged interface mode).

### **Note:**

For virtual deployments, the fields are read-only. You cannot configure the settings from this page.

To configure the Speed and Duplex settings of a NIC:

1. Under **Configuration**, click **Ethernet Cards**.
2. Set the **Auto Configuration** field to **Off**, and then click **Save**.
3. Set the **Speed and Duplex** parameters, and then click **Save**.

### **Note:**

Speed and Duplex are read only if the Ethernet card does not support multiple options.

All other settings are read only. See the following table for descriptions of the settings.

Setting	Description

Link detected	<p>Yes: NIC is connected to the network.</p> <p>No: NIC is not connected to the network.</p>
IP Address	IP Address assigned to the Network Interface Card
Netmask	Netmask assigned to the Network Interface Card
MAC Address	Media Access Control address of the Network Interface Card
Driver	Driver (for example: tg3) of the Network Interface Card.
Speed	Data transfer rate. Available settings depend on the Ethernet card; only supported settings are displayed.
Duplex	<p>Half-duplex: uses only one wire pair with a digital signal running in both directions on the wire.</p> <p>Full-duplex: uses two pairs of wires to establish a point-to-point connection between the transmitter of the transmitting device and the receiver of the receiving device. Full-duplex data transfer provides faster data transmissions than half duplex.</p>
Auto Negotiation	<p>Auto Negotiation is an Ethernet process that allows two connected devices to choose common transmission parameters, such as speed, duplex mode, and flow control. During this process, the connected devices first share these parameters and then choose the fastest transmission mode they both support.</p> <p>Select On to apply Auto Negotiation; select Off to configure the Speed and Duplex settings.</p>

## 11.2.37 Review Configuration

The Review Configuration section of the server manager summarizes how the server is configured. This is the data entered during the installation process and possibly changed later through the server console or the server manager. You can print this report, but you can not make changes from this screen.

Mitel

Mitel Standard Linux

admin@miketug2.nssg.mitel.com

Alarm Status: Minor Logout

ServiceLink

Blades

Status

Administration

Web services

Backup

View log files

Event viewer

System information

System monitoring

System users

Shutdown or reconfigure

Security

Remote access

Port forwarding

Web Server Certificate

Certificate Management

Configuration

Networks

E-mail settings

Google Apps

DHCP

Date and Time

Hostnames and addresses

Domains

IPv6-in-IPv4 Tunnel

SNMP

Ethernet Cards

Review configuration

Miscellaneous

Support and licensing

Help

Review configuration

Networking Parameters

eth0 (Local)	10.38.200.253/255.255.255.0
Internet Visible IP Address (to AMC)	10.38.200.253
Gateway	10.38.200.1
Additional local networks	No additional networks defined
DHCP server	disabled

Server names

DNS server	10.38.200.253
Web server	www.nssg.mitel.com
Proxy server	proxy.nssg.mitel.com:3128
FTP server	ftp.nssg.mitel.com
SMTP, POP, and IMAP mail servers	mail.nssg.mitel.com

Domain information

Primary domain	nssg.mitel.com
Virtual domains	nssg.mitel.com
Primary web site	http://www.nssg.mitel.com
Server manager	https://miketug2/server-manager/
User password panel	https://miketug2/user-password/
Email Addresses	useraccount@nssg.mitel.com firstname.lastname@nssg.mitel.com firstname_lastname@nssg.mitel.com

Mitel Standard Linux 10.3.8.0  
MiVoice Border Gateway 9.1.1.7  
© Mitel Networks Corporation

Figure 24: Review Configuration

This chapter contains the following sections:

- [Offline Sync with the AMC](#)
- [Performing Backups](#)
- [Verify Backup File](#)
- [Restore Configuration Information](#)
- [Accessing the Linux Root Prompt](#)
- [Changing the Administrator Password](#)
- [Resetting the Administrator Password](#)

You can also perform basic MSL configuration using the Server Console. The server console provides basic, direct access to the server. Most server console operations are also available from the server manager.

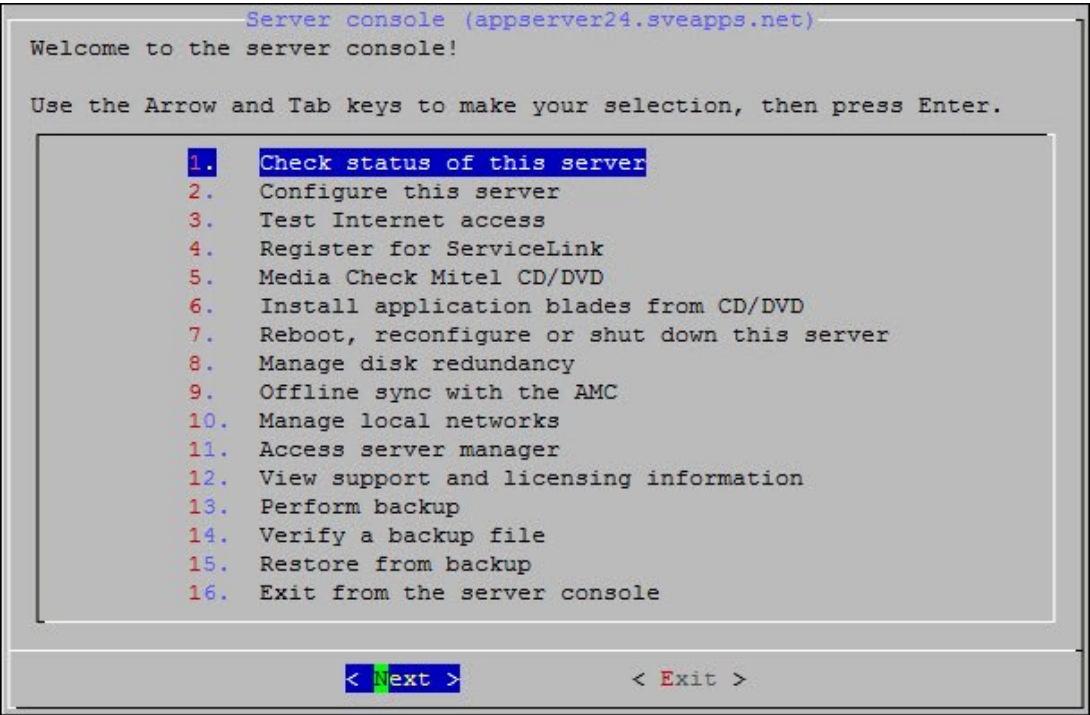


Figure 25: The Server Console

From the Server Console you can see the following information and perform the following tasks:

Option:	Use this option to:
Check status of this server	view uptime information about the server.

Option:	Use this option to:
Configure this server	view and modify the configuration information entered during installation (Ethernet cards, IPv4 and IPv6 address information, DHCP, DNS, domain names, etc.).
Test Internet access	test your connection by contacting Mitel Corporation via Internet
Register for Service Link	activate ServiceLink on the AMC via text mode browser; (normally you would use the web-based server manager)
Media Check Mitel CD/DVD	test a Mitel application CD/DVD (supported only for applications that have embedded checksum values.)
Install application blades from CD/DVD	install application software blades from CD/DVD. Your application documentation specifies when to use this option.
Reboot, reconfigure, or shut down the server	reboot or shut down the server. Configuration settings in effect at the time of reboot are re-applied.
Manage disk redundancy	manage configuration of redundant (RAID1) disks.
Offline Synch with the AMC	use for AMC activation at sites where the MSL server does not have direct Internet access. (Note: You will need Internet access from another PC/workstation.)
Manage trusted networks	show, add, or delete “trusted network” access privileges to additional IPv4 and IPv6 networks. Note: For security, we recommend that you be as precise as possible when granting access (for example, enter the IP address of a specific PC or subnet).

Option:	Use this option to:
<p>Access server manager</p> <p>Note: select [+] to access the second page of options.</p>	<p>access the server manager using a text-based browser. This is the same interface to which you can connect remotely using a web browser; this option allows you to perform server manager functions directly from the server console. Use the keyboard arrow keys to navigate the pages. Type 'q' (for quit) to exit the text-based browser. Note: most applications can not be managed using the text-mode browser.</p> <p>The server uses a text-based browser called “ELinks” to access the web-based server manager. ELinks information is available at <a href="http://elinks.or.cz/about.html">http://elinks.or.cz/about.html</a>. Note that for security reasons some ELinks features are disabled when you are browsing from the server console (such as the ability to specify an external URL).</p>
View support and licensing information	display the licensing terms.
Perform backup	back up configuration information to a USB device or a network file server. For more information see <a href="#">Performing Backups</a> on page 104.
Verify a backup file	verify previous backup files. For more information, see <a href="#">Verify Backup</a> on page 106.
Restore from backup	restore backup files from a network share, removable device, or another running server. For more information, see <a href="#">Restore Configuration Information</a> on page 106.
Exit from the server console	exit from the Server Console.

## 12.1 Offline Sync with the AMC

If the MSL server is not directly connected to the Internet, you can still perform an activation using the “Offline Sync with the AMC” option. This option allows you to:

- copy Application Record information to a portable storage device
- insert the storage device in an intermediate PC and use it to connect to the AMC and send/receive activation information
- use the storage device to update the MSL server with the received activation information

When an offline system is upgraded to MSL 9.3 or later, it will receive a Major alarm indicating that the automatic synchronization process has failed. To disable auto-synchronization and prevent further alarms, re-do the Offline Sync procedure. The original alarm can then be cleared manually.

To perform an offline sync:

1. Access the server console from the server itself or remotely using an SSH client.
2. Log in as "**admin**".
3. Select the option to perform **Offline Sync with the AMC**.
4. On the Offline sync screen, select **create** to prepare the removable storage device for use with offline sync.
5. When prompted, insert a portable storage device and then select **Next**.
6. When prompted, enter your **Application Record ID** and then select **Next**.
7. When prompted, remove the storage device and take it to a PC with Internet connectivity.
8. Insert the storage device in the remote PC and navigate to the storage drive location.
9. Search the main directory for a file called **sync.bat** and double-click it. A script runs that sends your sync information to the AMC and receives license key information in return.
10. To verify the sync, navigate to the **sync.log**file in the **sdata** directory of the storage drive location. Double-click sync.log to open and check for "completed successfully" message.
11. Remove the storage device from the remote PC and go to the MSL server.
12. Select the option to perform **Offline Sync with the AMC**.
13. On the Offline sync screen, select **read**.
14. When prompted, insert the storage device and select **Next**. The MSL server reads the activation information from the storage device and signals successful completion.
15. Select the option to **Exit** from the server console.

You have successfully performed an offline activation.

## 12.2 Performing Backups

You can save your system backup to a USB storage device, (such as a memory stick or hard drive) or to a network file server that supports SFTP (typically Linux, including MSL) or SMB/CIFS (typically Windows). Any USB storage device that is formatted as FAT32 (DOS), EXT3 (Linux), or NTFS (Windows and Linux) is compatible.

### Note:

- You can also use the server manager [Backup](#) option to back up data to your desktop or network file server.
- If you are backing up to an MSL server, configure it to accept access from the backup server. See [Networks](#) for details.
- Optionally, you can encrypt the backup file if you are saving it to a USB device from the server console. This option is not available if you are saving the backup file to a network file server from the server console.

To perform backup:

1. Access the server console from the server itself or remotely using an SSH client.
2. Log in as "**admin**".
3. From the console, select the option to **Perform backup**.
4. Select a destination for the backup file:
  - Backup to a USB device
  - Backup to a network file server

### 12.2.1 Backing up to a USB Device

To backup to a USB device, do the following:

1. Select **Backup to a USB device**.
2. At the prompt, insert the USB device (if not already in place) and click **Next**. The backup is performed.
3. Enter a name for the backup file and then click **Next**. The name cannot contain spaces. The file extension, either .tgz (unencrypted) or .aes256 (encrypted), is added automatically.
4. (Optional) To encrypt the backup file, enter an encryption password, and then re-enter it. To create a strong password, use a mix of characters, numbers and symbols, plus both upper and lower case characters. Click **Next**.

#### Note:

You will be prompted to enter the password when you restore from backup. If you fail to remember the password, you will not be able to restore the data contained in the backup file.

5. MSL displays an estimate of the size of your backup. Click Proceed.
6. When the backup is complete, remove the USB device when prompted. Click Continue.
7. Verify that the backup was performed successfully using the [Verify Backup File](#) procedure.

### 12.2.2 Backing up to a Network File Server

#### Note:

If you are backing up to an MSL server, enter its IP address and the username/password of the "root" user. Leave the remaining fields blank.

1. Select **Backup to a network file server**.
2. Enter the **IP address** of the file server where the backup will be stored.
3. Enter the **domain** or **workgroup** name of the backup server. (For example, mitel.com.)
4. Enter the **name of the shared folder** where the backup file will be stored. (For example, "Backups".) The shared folder must have permissions set to "Full Control".
5. Enter the **sub directory** path where the backup will be stored. If you leave this field blank, the file will be stored at the root of the shared folder. Spaces and multi-level directory names are permitted; for

example, “MSL backup” and “MSL backup/2011/October” are valid sub directory names. Dashes (-) are not permitted.

6. Enter the **username** to use when connecting to the backup server.
7. Enter the **password** to use when connecting to the backup server. Estimated backup size and available storage space are displayed.
8. Click **Proceed**. A progress bar indicates backup status. When the backup is complete, file verification is performed automatically.
9. Click **Continue**.

**i Note:**

By default, the backup file is named mslserver.tgz. For MSL Release 9.0 and later, you can change the filename but it must maintain the .TGZ extension. Backup files created in releases prior to 9.0 are all named smeserver.tgz. If you prefer to save incremental backups, you can rename the file each time (for example, JuneBkp.tgz, JulyBkp.tgz, etc.). For MSL Release 9.0 and later, you can store multiple backup files on the same media and MSL will prompt you to select the file to restore. If you store multiple files on the same media, ensure that there is enough free space available before attempting to store another backup.

## 12.3 Verify Backup File

When using a pre-existing backup file, it is important to verify the file before starting the restore procedure. If your backup file cannot be verified, then it cannot be used to restore the system.

To verify a backup file:

1. Access the server console from the server itself or remotely using an SSH client.
2. Log in as “**admin**”.
3. From the console, select the option to **Verify a backup file**.
4. At the prompt, insert your storage medium. (Note: if your USB device was left mounted after your last backup, you must remove it and re-mount it first.)
5. If more than one storage device is connected to your system, select the device that contains the backup file.
6. If more than one backup file is contained on the storage device, select the file you want to verify.
7. Click **OK**. Verification of the file is confirmed. If you receive an error message, you cannot use this backup file for the restore. Check your storage media and try the backup procedure again.

**i Note:**

Not all USB memory devices are compatible. Our testing with MiCollab applications indicates that the Verbatim, GXT, and Kingston brands consistently work well. See the *MiCollab Engineering Guidelines* for a list of supported USB devices.

## 12.4 Restore Configuration Information

You can restore application and configuration data when you re-install the MSL server software, or on an operational system.

The system backup files can be restored from portable media such as a USB storage device, from a network file server, or from a running server you wish to replace.

### Note:

- Ensure that your verified backup file has a .tgz (unencrypted) or .aes256 (encrypted) file extension.
- USB storage devices that are formatted as FAT32 (DOS), EXT3 (Linux), or NTFS (Windows and Linux) are compatible for restore.
- You may receive a Windows popup error message when copying your backup to the formatted USB device. Some Windows security applications on the PC where the backup file is stored may add a data stream to this filename to mark it as a "downloaded" file. This results in an error message warning that the backup file contains more than one data stream. This warning can be safely ignored. Click Yes and proceed.

### 12.4.1 Restore during MSL Re-installation

To restore configuration data when you re-install MSL:

1. Copy the backup file to a removable device or network share drive or arrange access to a running server you wish to replace.
2. Access the server console and log in as **admin**.
3. Re-install MSL software by inserting the MSL software CD or DVD and selecting the option to Reboot from the console menu. Your server must be set to boot from the CD-ROM device.
4. During installation, select the option to Erase all disks and perform fresh install. When installation is complete, you are prompted to remove the CD/DVD or USB media and then reboot the system.
5. After rebooting the server, you are prompted **"Do you wish to restore from backup?"** Click **Yes**.
6. Select the location of the backup file:
  - **Restore from removable device:** If you select this option, you will be prompted to insert the removable device (USB or CD/DVD) containing the backup file. MSL discovers the backup file (or files) and displays them. Select the backup file you wish to restore and follow the prompts to install it.

**Note:**

When running MSL on EX platform, the option to Restore from removable media or another running server are not available.

- **Restore from network share:** If you select this option, you will be prompted to select a network interface to use for the restore (LAN or WAN), the address and netmask of the local MSL server, the address, gateway and domain name of the backup server, the folder name containing the backup file, and the username and password required to log in to the backup server. You can restore backups using SMB/CIFS or SFTP.

**Note:**

If you are using SFTP and do not specify a sub-directory for the backups, the file will be stored in the "/" folder by default.

- **Restore from another running server:** If you select this option, you will be prompted to pull configuration and application data from an existing physical or virtual server and restore it to a new server. See [Restore from another Running Server](#).
7. After responding to all prompts, click **Yes** to restore the backup data.
  8. If the backup file has been encrypted (identifiable with an .aes256 extension), you will be prompted to enter the Decryption password. Click **Next** and then **Yes**. A progress bar displays while the restore is in progress.
  9. When the restore is complete, click **Reboot Now** to reboot the server and activate the configuration.
  10. Select the option to Register for Service Link to perform a sync with the AMC.

**Note:**

If hardware has been changed/replaced, you will need to deactivate your ServiceLink account, reset your Hardware ID, re-enter your Application Record ID (or service account ID), and then reactivate your ServiceLink account. Use the MSL server manager to complete all steps with the exception of resetting your Hardware ID, which must be done on the AMC. For more information on Hardware IDs, see the online help provided with your AMC account.

11. Reinstall your application software.

## 12.4.2 Restore on an Operational System

**Note:**

To do this procedure, you must be connected directly to the physical or virtual system. If you use a remote SSH client, you will lose your connection to the server console and be unable to complete the restore process.

To restore configuration data on an operational system:

1. Copy the backup file to a removable device or network share drive, or arrange access to a running server you wish to replace.
2. Access the server console and log in as “**admin**”.
3. From the console, select the option to **Restore from backup**.
4. A warning appears, indicating that if you continue the MSL server will reboot and the current application and configuration files will be overwritten. Click **Reboot Now** to continue.
5. After the reboot is complete, select the location of the backup file:
  - **Restore from removable device:** If you select this option, you will be prompted to insert the removable device (USB or CD/DVD) containing the backup file. MSL discovers the backup file (or files) and displays them. Select the backup file you wish to restore and follow the prompts to install it.
  - **Restore from network share:** If you select this option, you will be prompted to select a network interface to use for the restore (LAN or WAN), the address and netmask of the local MSL server, the address, gateway and domain name of the backup server, the folder name containing the backup file, and the username and password required to log in to the backup server. You can restore backups using SMB/CIFS or SFTP.
  - **Restore from another running server:** If you select this option, you will be prompted to pull configuration and application data from an existing physical or virtual server and restore it to a new server. See [Restore from another Running Server](#).
6. After responding to all prompts, click Yes to restore the backup data.
7. If the backup file has been encrypted (identifiable with an .aes256 extension), you will be prompted to enter the Decryption password. Click Next and then Yes. A progress bar displays while the restore is in progress.
8. When the restore is complete, click Reboot Now to reboot the server and activate the configuration.
9. When the reboot is complete, log back in to the server console and perform a sync with the AMC if necessary.

### 12.4.3 Restore from another Running Server

If you are replacing an existing MSL 9.x server (physical or virtual), you can pull configuration and application data from it while it's still running and restore the data to a new MSL 10.x or later server. The restore process automatically shuts down the old server.

#### Note:

This procedure is of particular use for virtual implementations, as it enables users to easily replace an existing virtual machine with a new one. If any problems arise, the original implementation can be restored with minimal downtime.

#### Conditions

- Installing the same ARID on new physical hardware will require a Hardware ID reset.

- If the two servers are on:
  - **connected networks** (i.e. they have the same IP address range and there is no router between them), both servers must have the same subnet mask applied.
  - **different networks:**
    - MSL will request a gateway/router IP address to use for access.
    - When the restore is complete, the new server must be reconfigured for its own network because it will have inherited the network configuration of the original running server.

**Warning:**

Booting up the original server again after the restore procedure will result in IP address conflicts.

## About IP Addressing

The IP address of the new server must be distinct from the original running server, at least for the duration of the migration.

For example, if the two servers are on a connected network, the new server will need a temporary IP address from the same network range. When the migration is complete, the new server will reboot with the IP address of the old server and will be usable immediately.

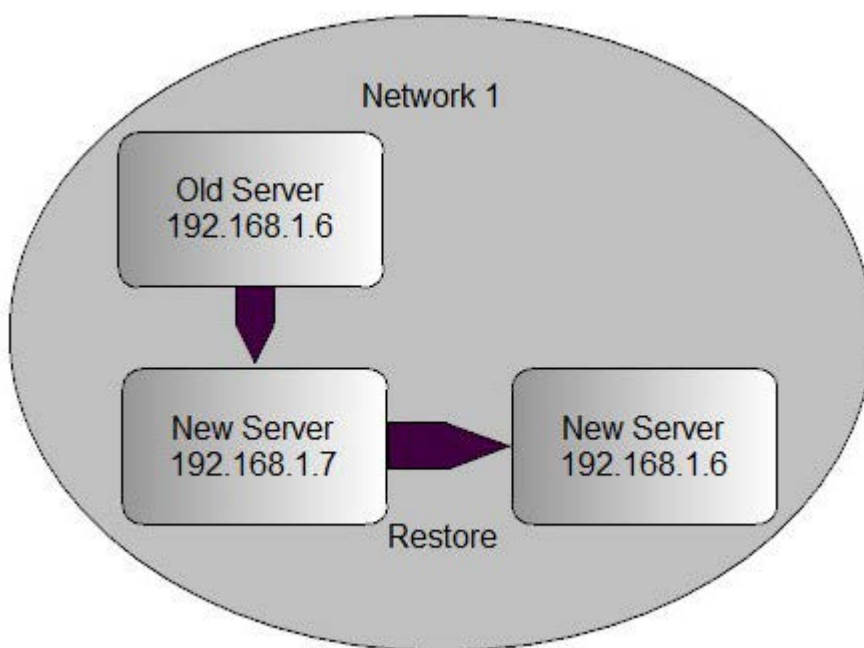


Figure 26: IP Addressing — Two Servers on a Single Network

If the new server is on a different network, it will need a permanent IP address in the range of that network. MSL will prompt you for a gateway IP address that it can use to access the old server. When migration is complete, the new server will reboot with the IP address of the old server, which will not be reachable on the new server's network. You must select the console option to "Reconfigure this server" and enter the correct IP address (i.e. the same one that was used for the migration).

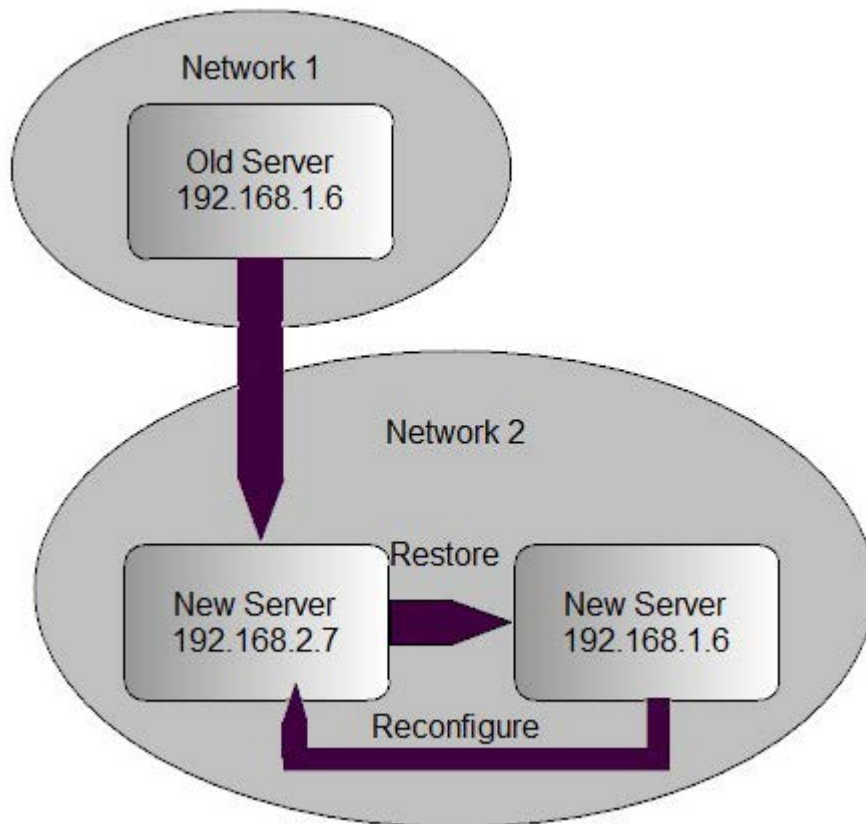


Figure 27: IP Addressing — Two Servers on Two Networks

### Restore from a running server

To restore from another running server:

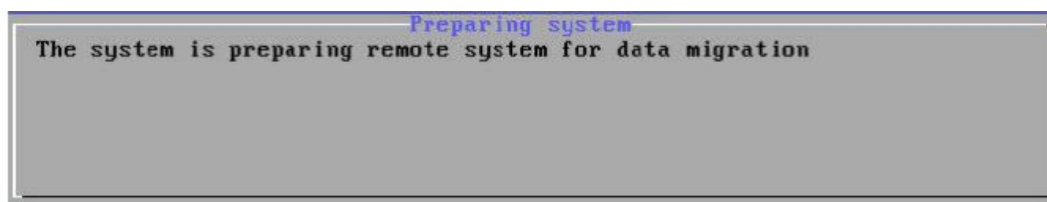
1. [Install MSL software](#) on the new server.
2. In the MSL server console of the new server, when prompted to "Restore from backup?", select Yes.
3. When prompted, select Restore from another running server.
4. If your system has more than one network adapter, select the adapter to use for the restore procedure. (This will usually be the LAN adapter.)
5. Enter the local IP address of the new server.
6. Enter the appropriate subnet mask for this server.

**Note:**

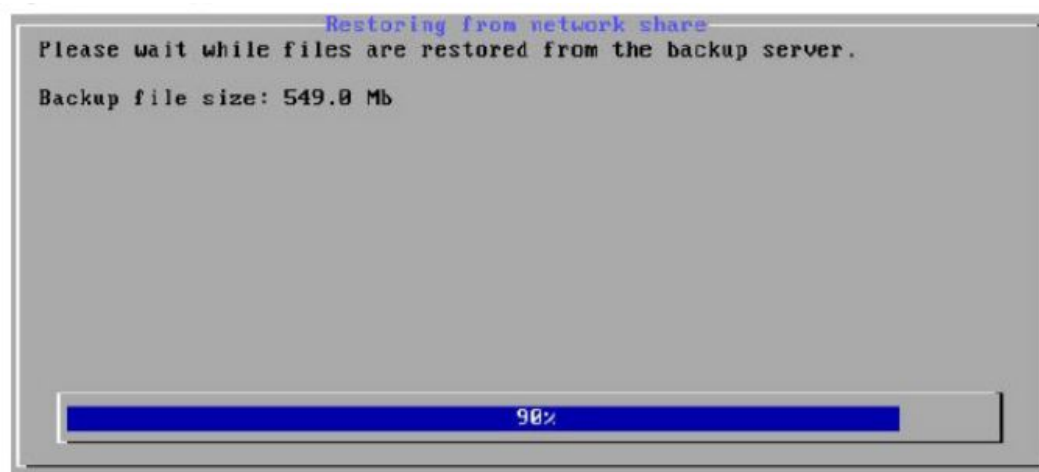
If the two servers are on the same, connected network, they must have the the same subnet mask.

7. Enter the IP address of the existing server.

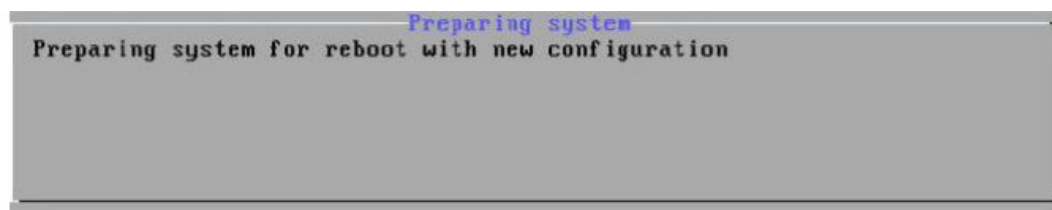
8. If the two servers are on different IP networks, MSL will prompt for the gateway IP address to use to access the existing server. (This prompt does not appear if both servers are on the same, connected network.)
9. When prompted, enter the “admin” password for the existing server.
10. MSL does the following:
  - Configuration and application data is backed up from the existing server.



- Configuration and application data is restored to the new server.



- The existing server is shut down.



11. On the new server, the restore is confirmed. Press Enter to reboot and activate your restored configuration settings.
12. If the two servers are on different networks, reconfigure the new server’s network settings to reflect its network information, rather than the inherited data from the running server.
13. Reinstall application software.

## Restore in a Cloud Deployment

When performing a restore in a cloud deployment a new VM instance will have its own networking configuration requirements.

- On every boot networking will be checked and auto configuration is performed if changes detected from the last boot.

## 12.5 Accessing the Linux Root Prompt

To perform advanced modifications to the configuration of the server, you can access the Linux operating system underlying MSL software by logging in as user "root".

**Warning:**

Making changes and customizations to the server from the Linux command prompt may invalidate the support agreement. Contact your Mitel authorized reseller before making any such customizations.

By default, the password for the "root" user is the same as the password used by the "admin" user account. Ensure that you log out from the root account when you are finished.

**Note:**

Remote administrative access is disabled by default and must be specifically enabled through the [Remote Access](#) panel of the server manager.

## 12.6 Changing the Administrator Password

By default, the "admin" and "root" users share a single Administrator password which is set during the initial MSL installation. Use the following procedure to change the "admin" password to a unique value.

**Note:**

Only two user names can be used to log in remotely to the server: "admin" (to access the server console and server manager) and "root" (to use the Linux shell). Regular users are not permitted to log in to the server.

To change the Administrator password for the "admin" user:

1. In the server manager under **Administration**, click **System users**.
2. Click the **Reset password** link associated with the "admin" account (the user name for this account is "Local User").
3. Type the new password in the second field. Passwords must contain at least one upper case letter, one lower case letter, one number, and one non-alphanumeric character, and be at least 7 characters long.
4. Verify the new password by entering it again in the third field.
5. Click **Save**.

After you change the "admin" password, the system will prompt you for the revised password as soon as you attempt to access another feature in the server manager. When you see the "Authorization Failed" message, click OK, enter the new password, and then press Enter.

## 12.7 Resetting the Administrator Password

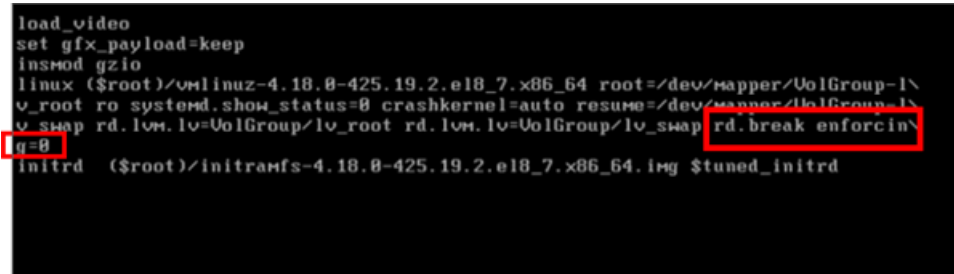
If you forget the Administrator password belonging to the "admin" and "root" users, you can reset it with the following procedure.

### **i** Note:

Only two user names can be used to log in remotely to the server: "admin" (to access the server console and server manager) and "root" (to use the Linux shell). Regular users are not permitted to log in to the server.

To reset the Administrator password for the "admin" and "root" users:

1. Open a terminal session to the server.
2. Physically shut down the server and start it up again.
3. When the GRUB boot loader splash screen appears, press the "e" key to access the Grub editor.
4. In the shell of the grub editor, scroll down to the line that begins with "Linux".
5. Using the arrow key to navigate to the end of the "Linux" line (.../lv\_swap) and enter the command:  
rd.break enforcing=0.



```
load_video
set gfx_payload=keep
insmod gzio
linux ($root)/vmlinuz-4.18.8-425.19.2.el8_7.x86_64 root=/dev/mapper/VolGroup-lv_root ro systemd.show_status=0 crashkernel=auto resume=/dev/mapper/VolGroup-lv_swap rd.lvm.lv=VolGroup/lv_root rd.lvm.lv=VolGroup/lv_swap rd.break enforcing=0
q=8
initrd ($root)/initramfs-4.18.8-425.19.2.el8_7.x86_64.img $tuned_initrd
```

Figure 28: Linux command

6. Press **CLTR + X** to access the emergency mode.

7. To reset password in emergency mode:

- a. Enter the following command: `mount -o rw,remount /sysroot`, and then press **Enter**.
- b. Enter the following command: `chroot /sysroot`, and then press **Enter**.
- c. Enter the following command: `passwd root`, and then press **Enter**.
- d. Follow the prompt to enter the new root password, and then press **Enter**.
- e. Enter the following command: `passwd admin`, and then press **Enter**.
- f. Follow the prompt to enter the new admin password, and then press **Enter**.
- g. Enter the following command: `touch /.autorelabel`, and then press **Enter**.
- h. Enter the following command to exit the `/sysroot` environment: `exit`, and then press **Enter**.
- i. Enter the following command to leave the switch root: `, exit #` and then press **Enter**.
- j. Enter the following command to reboot the system: `reboot -f`

8. Type "**reboot -f**" and press **Enter** to initiate a system reboot.



**Note:**

After resetting the Administrator password, you must reboot the system and log in with new password.

You can use this utility to test RAM memory on a new server, or when debugging a problem server.

To run the memory test (memtest):

1. Configure your system to boot from either the CD/DVD ROM drive or USB drive.
2. Insert the MSL software CD/DVD or USB drive containing MSL software.
3. Reboot the computer. The installation script runs automatically and the MSL Installer dialog appears.
4. Select **Memory Test Utility**. Diagnostic test results are displayed on screen.

If you are a Mitel authorized reseller and require support, call +1-613-271-7614 (in the United States and Canada, call 1-866-472-9999) and ask for technical support. You can also visit our Web site at <http://www.mitel.com/>. Please have your Application Record ID number ready when you contact support.

This chapter contains the following sections:

- [AFL License](#)
- [Apache License](#)
- [Apache 2.0 License](#)
- [Artistic License](#)
- [Artistic 2.0 License](#)
- [AWS-CLI License](#)
- [Bitstream Vera License](#)
- [Boost License](#)
- [Boutell.Com](#)
- [BSD License](#)
- [CC-BY License](#)
- [CC0 License](#)
- [CPL License](#)
- [FASP License](#)
- [Fontconfig](#)
- [FTL License](#)
- [GFDL License](#)
- [Gnu General Public License](#)
- [GNU Lesser General Public License](#)
- [GPL License](#)
- [GPL 2.0 License](#)
- [GPL 3.0 License](#)
- [IJG License](#)
- [ISC License](#)
- [Inner Net License](#)
- [Jarkko Turkulainen License](#)
- [JasPer License](#)
- [LGPL 2.0 License](#)
- [LGPL 3.0 License](#)
- [LibTiff License](#)
- [Lucida License](#)
- [MIT License](#)
- [MPL License](#)
- [MPL 1.1 License](#)
- [MPL 2.0 License](#)
- [Netscape License](#)
- [Net-SNMP](#)
- [Nmap License](#)
- [OpenLDAP License](#)
- [OpenOSP License](#)

- [Open Source License for Oracle Berkeley DB](#)
- [Open SSL](#)
- [OSL 2.1 License](#)
- [Original SSLeay License](#)
- [Perl](#)
- [PostgreSQL License](#)
- [Proprietary License](#)
- [Python License](#)
- [Sendmail License](#)
- [SISSL License](#)
- [Sleepycat License](#)
- [TTWL License](#)
- [UCD License](#)
- [Unicode License](#)
- [VIM License](#)
- [W3C License](#)
- [zlib License](#)
- [zlib with acknowledgement License](#)

Parts of Mitel Standard Linux are licensed under open-source licenses. By accepting the Mitel EULA, you are also accepting all open-source software terms and conditions.

## 15.1 AFL License

### Academic Free License

#### Version 1.1

The Academic Free License applies to any original work of authorship (the "Original Work") whose owner (the "Licensor") has placed the following notice immediately following the copyright notice for the Original Work:

"Licensed under the Academic Free License version 1.1.

" Grant of License. Licensor hereby grants to any person obtaining a copy of the Original Work ("You") a world-wide, royalty-free, non-exclusive, perpetual, non-sublicenseable license

(1) to use, copy, modify, merge, publish, perform, distribute and/or sell copies of the Original Work and derivative works thereof, and

(2) under patent claims owned or controlled by the Licensor that are embodied in the Original Work as furnished by the Licensor, to make, use, sell and offer for sale the Original Work and derivative works thereof, subject to the following conditions.

Right of Attribution. Redistributions of the Original Work must reproduce all copyright notices in the Original Work as furnished by the Licensor, both in the Original Work itself and in any documentation and/or other materials provided with the distribution of the Original Work in executable form.

Exclusions from License Grant. Neither the names of Licensor, nor the names of any contributors to the Original Work, nor any of their trademarks or service marks, may be used to endorse or promote products derived from this Original Work without express prior written permission of the Licensor.

WARRANTY AND DISCLAIMERS. LICENSOR WARRANTS THAT THE COPYRIGHT IN AND TO THE ORIGINAL WORK IS OWNED BY THE LICENSOR OR THAT THE ORIGINAL WORK IS DISTRIBUTED BY LICENSOR UNDER A VALID CURRENT LICENSE FROM THE COPYRIGHT OWNER. EXCEPT AS EXPRESSLY STATED IN THE IMMEDIATELY PRECEDING SENTENCE, THE ORIGINAL WORK IS PROVIDED UNDER THIS LICENSE ON AN "AS IS" BASIS, WITHOUT WARRANTY, EITHER EXPRESS OR IMPLIED, INCLUDING, WITHOUT LIMITATION, THE WARRANTY OF NON-INFRINGEMENT AND WARRANTIES THAT THE ORIGINAL WORK IS MERCHANTABLE OR FIT FOR A PARTICULAR PURPOSE. THE ENTIRE RISK AS TO THE QUALITY OF THE ORIGINAL WORK IS WITH YOU. THIS DISCLAIMER OF WARRANTY CONSTITUTES AN ESSENTIAL PART OF THIS LICENSE. NO LICENSE TO ORIGINAL WORK IS GRANTED HEREUNDER EXCEPT UNDER THIS DISCLAIMER.

LIMITATION OF LIABILITY. UNDER NO CIRCUMSTANCES AND UNDER NO LEGAL THEORY, WHETHER TORT (INCLUDING NEGLIGENCE), CONTRACT, OR OTHERWISE, SHALL THE LICENSOR BE LIABLE TO ANY PERSON FOR ANY DIRECT, INDIRECT, SPECIAL, INCIDENTAL, OR CONSEQUENTIAL DAMAGES OF ANY CHARACTER ARISING AS A RESULT OF THIS LICENSE OR THE USE OF THE ORIGINAL WORK INCLUDING, WITHOUT LIMITATION, DAMAGES FOR LOSS OF GOODWILL, WORK STOPPAGE, COMPUTER FAILURE OR MALFUNCTION, OR ANY AND ALL OTHER COMMERCIAL DAMAGES OR LOSSES, EVEN IF SUCH PERSON SHALL HAVE BEEN INFORMED OF THE POSSIBILITY OF SUCH DAMAGES. THIS LIMITATION OF LIABILITY SHALL NOT APPLY TO LIABILITY FOR DEATH OR PERSONAL INJURY RESULTING FROM SUCH PARTY'S NEGLIGENCE TO THE EXTENT APPLICABLE LAW PROHIBITS SUCH LIMITATION. SOME JURISDICTIONS DO NOT ALLOW THE EXCLUSION OR LIMITATION OF INCIDENTAL OR CONSEQUENTIAL DAMAGES, SO THIS EXCLUSION AND LIMITATION MAY NOT APPLY TO YOU.

License to Source Code. The term "Source Code" means the preferred form of the Original Work for making modifications to it and all available documentation describing how to access and modify the Original Work. Licensor hereby agrees to provide a machine-readable copy of the Source Code of the Original Work along with each copy of the Original Work that Licensor distributes. Licensor reserves the right to satisfy this obligation by placing a machine-readable copy of the Source Code in an information repository reasonably calculated to permit inexpensive and convenient access by You for as long as Licensor continues to distribute the Original Work, and by publishing the address of that information repository in a notice immediately following the copyright notice that applies to the Original Work.

Mutual Termination for Patent Action. This License shall terminate automatically and You may no longer exercise any of the rights granted to You by this License if You file a lawsuit in any court alleging that any OSI Certified open source software that is licensed under any license containing this "Mutual Termination for Patent Action" clause infringes any patent claims that are essential to use that software.

This license is Copyright (C) 2002 Lawrence E. Rosen. All rights reserved.

Permission is hereby granted to copy and distribute this license without modification. This license may not be modified without the express written permission of its copyright owner.

## 15.2 Apache License

Version 2.0, January 2004

<http://www.apache.org/licenses/>

### TERMS AND CONDITIONS FOR USE, REPRODUCTION, AND DISTRIBUTION

#### 1. Definitions.

"License" shall mean the terms and conditions for use, reproduction, and distribution as defined by Sections 1 through 9 of this document.

"Licensor" shall mean the copyright owner or entity authorized by the copyright owner that is granting the License.

"Legal Entity" shall mean the union of the acting entity and all other entities that control, are controlled by, or are under common control with that entity. For the purposes of this definition, "control" means (i) the power, direct or indirect, to cause the direction or management of such entity, whether by contract or otherwise, or (ii) ownership of fifty percent (50%) or more of the outstanding shares, or (iii) beneficial ownership of such entity.

"You" (or "Your") shall mean an individual or Legal Entity exercising permissions granted by this License.

"Source" form shall mean the preferred form for making modifications, including but not limited to software source code, documentation source, and configuration files.

"Object" form shall mean any form resulting from mechanical transformation or translation of a Source form, including but not limited to compiled object code, generated documentation, and conversions to other media types.

"Work" shall mean the work of authorship, whether in Source or Object form, made available under the License, as indicated by a copyright notice that is included in or attached to the work (an example is provided in the Appendix below).

"Derivative Works" shall mean any work, whether in Source or Object form, that is based on (or derived from) the Work and for which the editorial revisions, annotations, elaborations, or other modifications represent, as a whole, an original work of authorship. For the purposes of this License, Derivative Works shall not include works that remain separable from, or merely link (or bind by name) to the interfaces of, the Work and Derivative Works thereof.

"Contribution" shall mean any work of authorship, including the original version of the Work and any modifications or additions to that Work or Derivative Works thereof, that is intentionally submitted to Licensor for inclusion in the Work by the copyright owner or by an individual or Legal Entity authorized to submit on behalf of the copyright owner. For the purposes of this definition, "submitted" means any form of electronic, verbal, or written communication sent to the Licensor or its representatives, including but not limited to communication on electronic mailing lists, source code control systems, and issue tracking systems that are managed by, or on behalf of, the Licensor for the purpose of discussing and improving the Work, but excluding communication that is conspicuously marked or otherwise designated in writing by the copyright owner as "Not a Contribution."

"Contributor" shall mean Licensor and any individual or Legal Entity on behalf of whom a Contribution has been received by Licensor and subsequently incorporated within the Work.

2. Grant of Copyright License. Subject to the terms and conditions of this License, each Contributor hereby grants to You a perpetual, worldwide, non-exclusive, no-charge, royalty-free, irrevocable copyright license to reproduce, prepare Derivative Works of, publicly display, publicly perform, sublicense, and distribute the Work and such Derivative Works in Source or Object form.

3. **Grant of Patent License.** Subject to the terms and conditions of this License, each Contributor hereby grants to You a perpetual, worldwide, non-exclusive, no-charge, royalty-free, irrevocable (except as stated in this section) patent license to make, have made, use, offer to sell, sell, import, and otherwise transfer the Work, where such license applies only to those patent claims licensable by such Contributor that are necessarily infringed by their Contribution(s) alone or by combination of their Contribution(s) with the Work to which such Contribution(s) was submitted. If You institute patent litigation against any entity (including a cross-claim or counterclaim in a lawsuit) alleging that the Work or a Contribution incorporated within the Work constitutes direct or contributory patent infringement, then any patent licenses granted to You under this License for that Work shall terminate as of the date such litigation is filed.

4. **Redistribution.** You may reproduce and distribute copies of the Work or Derivative Works thereof in any medium, with or without modifications, and in Source or Object form, provided that You meet the following conditions:

(a) You must give any other recipients of the Work or Derivative Works a copy of this License; and

(b) You must cause any modified files to carry prominent notices stating that You changed the files; and

(c) You must retain, in the Source form of any Derivative Works that You distribute, all copyright, patent, trademark, and attribution notices from the Source form of the Work, excluding those notices that do not pertain to any part of the Derivative Works; and

(d) If the Work includes a "NOTICE" text file as part of its distribution, then any Derivative Works that You distribute must include a readable copy of the attribution notices contained within such NOTICE file, excluding those notices that do not pertain to any part of the Derivative Works, in at least one of the following places: within a NOTICE text file distributed as part of the Derivative Works; within the Source form or documentation, if provided along with the Derivative Works; or, within a display generated by the Derivative Works, if and wherever such third-party notices normally appear. The contents of the NOTICE file are for informational purposes only and do not modify the License. You may add Your own attribution notices within Derivative Works that You distribute, alongside or as an addendum to the NOTICE text from the Work, provided that such additional attribution notices cannot be construed as modifying the License.

You may add Your own copyright statement to Your modifications and may provide additional or different license terms and conditions for use, reproduction, or distribution of Your modifications, or for any such Derivative Works as a whole, provided Your use, reproduction, and distribution of the Work otherwise complies with the conditions stated in this License.

5. **Submission of Contributions.** Unless You explicitly state otherwise, any Contribution intentionally submitted for inclusion in the Work by You to the Licensor shall be under the terms and conditions of this License, without any additional terms or conditions. Notwithstanding the above, nothing herein shall supersede or modify the terms of any separate license agreement you may have executed with Licensor regarding such Contributions.

6. **Trademarks.** This License does not grant permission to use the trade names, trademarks, service marks, or product names of the Licensor, except as required for reasonable and customary use in describing the origin of the Work and reproducing the content of the NOTICE file.

7. **Disclaimer of Warranty.** Unless required by applicable law or agreed to in writing, Licensor provides the Work (and each Contributor provides its Contributions) on an "AS IS" BASIS, WITHOUT WARRANTIES OR CONDITIONS OF ANY KIND, either express or implied, including, without limitation, any warranties or conditions of TITLE, NON-INFRINGEMENT, MERCHANTABILITY, or FITNESS FOR A PARTICULAR PURPOSE. You are solely responsible for determining the appropriateness of using or redistributing the Work and assume any risks associated with Your exercise of permissions under this License.

8. Limitation of Liability. In no event and under no legal theory, whether in tort (including negligence), contract, or otherwise, unless required by applicable law (such as deliberate and grossly negligent acts) or agreed to in writing, shall any Contributor be liable to You for damages, including any direct, indirect, special, incidental, or consequential damages of any character arising as a result of this License or out of the use or inability to use the Work (including but not limited to damages for loss of goodwill, work stoppage, computer failure or malfunction, or any and all other commercial damages or losses), even if such Contributor has been advised of the possibility of such damages.

9. Accepting Warranty or Additional Liability. While redistributing the Work or Derivative Works thereof, You may choose to offer, and charge a fee for, acceptance of support, warranty, indemnity, or other liability obligations and/or rights consistent with this License. However, in accepting such obligations, You may act only on Your own behalf and on Your sole responsibility, not on behalf of any other Contributor, and only if You agree to indemnify, defend, and hold each Contributor harmless for any liability incurred by, or claims asserted against, such Contributor by reason of your accepting any such warranty or additional liability.

## 15.3 Apache 2.0 License

Apache License

Version 2.0, January 2004

<http://www.apache.org/licenses/>

### TERMS AND CONDITIONS FOR USE, REPRODUCTION, AND DISTRIBUTION

#### 1. Definitions.

"License" shall mean the terms and conditions for use, reproduction, and distribution as defined by Sections 1 through 9 of this document.

"Licensor" shall mean the copyright owner or entity authorized by the copyright owner that is granting the License.

"Legal Entity" shall mean the union of the acting entity and all other entities that control, are controlled by, or are under common control with that entity. For the purposes of this definition, "control" means (i) the power, direct or indirect, to cause the direction or management of such entity, whether by contract or otherwise, or (ii) ownership of fifty percent (50%) or more of the outstanding shares, or (iii) beneficial ownership of such entity.

"You" (or "Your") shall mean an individual or Legal Entity exercising permissions granted by this License.

"Source" form shall mean the preferred form for making modifications, including but not limited to software source code, documentation source, and configuration files.

"Object" form shall mean any form resulting from mechanical transformation or translation of a Source form, including but not limited to compiled object code, generated documentation, and conversions to other media types.

"Work" shall mean the work of authorship, whether in Source or Object form, made available under the License, as indicated by a copyright notice that is included in or attached to the work (an example is provided in the Appendix below).

"Derivative Works" shall mean any work, whether in Source or Object form, that is based on (or derived from) the Work and for which the editorial revisions, annotations, elaborations, or other modifications represent, as a whole, an original work of authorship. For the purposes of this License, Derivative Works shall not include works that remain separable from, or merely link (or bind by name) to the interfaces of, the Work and Derivative Works thereof.

"Contribution" shall mean any work of authorship, including the original version of the Work and any modifications or additions to that Work or Derivative Works thereof, that is intentionally submitted to Licensor for inclusion in the Work by the copyright owner or by an individual or Legal Entity authorized to submit on behalf of the copyright owner. For the purposes of this definition, "submitted" means any form of electronic, verbal, or written communication sent to the Licensor or its representatives, including but not limited to communication on electronic mailing lists, source code control systems, and issue tracking systems that are managed by, or on behalf of, the Licensor for the purpose of discussing and improving the Work, but excluding communication that is conspicuously marked or otherwise designated in writing by the copyright owner as "Not a Contribution."

"Contributor" shall mean Licensor and any individual or Legal Entity on behalf of whom a Contribution has been received by Licensor and subsequently incorporated within the Work.

2. Grant of Copyright License. Subject to the terms and conditions of this License, each Contributor hereby grants to You a perpetual, worldwide, non-exclusive, no-charge, royalty-free, irrevocable copyright license to reproduce, prepare Derivative Works of, publicly display, publicly perform, sublicense, and distribute the Work and such Derivative Works in Source or Object form.

3. Grant of Patent License. Subject to the terms and conditions of this License, each Contributor hereby grants to You a perpetual, worldwide, non-exclusive, no-charge, royalty-free, irrevocable (except as stated in this section) patent license to make, have made, use, offer to sell, sell, import, and otherwise transfer the Work, where such license applies only to those patent claims licensable by such Contributor that are necessarily infringed by their Contribution(s) alone or by combination of their Contribution(s) with the Work to which such Contribution(s) was submitted. If You institute patent litigation against any entity (including a cross-claim or counterclaim in a lawsuit) alleging that the Work or a Contribution incorporated within the Work constitutes direct or contributory patent infringement, then any patent licenses granted to You under this License for that Work shall terminate as of the date such litigation is filed.

4. Redistribution. You may reproduce and distribute copies of the Work or Derivative Works thereof in any medium, with or without modifications, and in Source or Object form, provided that You meet the following conditions:

(a) You must give any other recipients of the Work or Derivative Works a copy of this License; and

(b) You must cause any modified files to carry prominent notices stating that You changed the files; and

(c) You must retain, in the Source form of any Derivative Works that You distribute, all copyright, patent, trademark, and attribution notices from the Source form of the Work, excluding those notices that do not pertain to any part of the Derivative Works; and

(d) If the Work includes a "NOTICE" text file as part of its distribution, then any Derivative Works that You distribute must include a readable copy of the attribution notices contained within such NOTICE file, excluding those notices that do not pertain to any part of the Derivative Works, in at least one of the following places: within a NOTICE text file distributed as part of the Derivative Works; within the Source form or documentation, if provided along with the Derivative Works; or, within a display generated by the Derivative Works, if and wherever such third-party notices normally appear. The contents of the NOTICE file are for informational purposes only and do not modify the License. You may add Your own attribution

notices within Derivative Works that You distribute, alongside or as an addendum to the NOTICE text from the Work, provided that such additional attribution notices cannot be construed as modifying the License.

You may add Your own copyright statement to Your modifications and may provide additional or different license terms and conditions for use, reproduction, or distribution of Your modifications, or for any such Derivative Works as a whole, provided Your use, reproduction, and distribution of the Work otherwise complies with the conditions stated in this License.

5. Submission of Contributions. Unless You explicitly state otherwise, any Contribution intentionally submitted for inclusion in the Work by You to the Licensor shall be under the terms and conditions of this License, without any additional terms or conditions. Notwithstanding the above, nothing herein shall supersede or modify the terms of any separate license agreement you may have executed with Licensor regarding such Contributions.

6. Trademarks. This License does not grant permission to use the trade names, trademarks, service marks, or product names of the Licensor, except as required for reasonable and customary use in describing the origin of the Work and reproducing the content of the NOTICE file.

7. Disclaimer of Warranty. Unless required by applicable law or agreed to in writing, Licensor provides the Work (and each Contributor provides its Contributions) on an "AS IS" BASIS, WITHOUT WARRANTIES OR CONDITIONS OF ANY KIND, either express or implied, including, without limitation, any warranties or conditions of TITLE, NON-INFRINGEMENT, MERCHANTABILITY, or FITNESS FOR A PARTICULAR PURPOSE. You are solely responsible for determining the appropriateness of using or redistributing the Work and assume any risks associated with Your exercise of permissions under this License.

8. Limitation of Liability. In no event and under no legal theory, whether in tort (including negligence), contract, or otherwise, unless required by applicable law (such as deliberate and grossly negligent acts) or agreed to in writing, shall any Contributor be liable to You for damages, including any direct, indirect, special, incidental, or consequential damages of any character arising as a result of this License or out of the use or inability to use the Work (including but not limited to damages for loss of goodwill, work stoppage, computer failure or malfunction, or any and all other commercial damages or losses), even if such Contributor has been advised of the possibility of such damages.

9. Accepting Warranty or Additional Liability. While redistributing the Work or Derivative Works thereof, You may choose to offer, and charge a fee for, acceptance of support, warranty, indemnity, or other liability obligations and/or rights consistent with this License. However, in accepting such obligations, You may act only on Your own behalf and on Your sole responsibility, not on behalf of any other Contributor, and only if You agree to indemnify, defend, and hold each Contributor harmless for any liability incurred by, or claims asserted against, such Contributor by reason of your accepting any such warranty or additional liability.

END OF TERMS AND CONDITIONS

APPENDIX: How to apply the Apache License to your work.

To apply the Apache License to your work, attach the following boilerplate notice, with the fields enclosed by brackets "[]" replaced with your own identifying information. (Don't include the brackets!) The text should be enclosed in the appropriate comment syntax for the file format. We also recommend that a file or class name and description of purpose be included on the same "printed page" as the copyright notice for easier identification within third-party archives.

Copyright [yyyy] [name of copyright owner]

Licensed under the Apache License, Version 2.0 (the "License");

you may not use this file except in compliance with the License.

You may obtain a copy of the License at

<http://www.apache.org/licenses/LICENSE-2.0>

Unless required by applicable law or agreed to in writing, software distributed under the License is distributed on an "AS IS" BASIS, WITHOUT WARRANTIES OR CONDITIONS OF ANY KIND, either express or implied. See the License for the specific language governing permissions and limitations under the License.

## 15.4 Artistic License

The Artistic License 2.0

Copyright (c) 2000-2006, The Perl Foundation.

Everyone is permitted to copy and distribute verbatim copies of this license document, but changing it is not allowed.

Preamble

This license establishes the terms under which a given free software Package may be copied, modified, distributed, and/or redistributed. The intent is that the Copyright Holder maintains some artistic control over the development of that Package while still keeping the Package available as open source and free software.

You are always permitted to make arrangements wholly outside of this license directly with the Copyright Holder of a given Package. If the terms of this license do not permit the full use that you propose to make of the Package, you should contact the Copyright Holder and seek a different licensing arrangement.

Definitions

"Copyright Holder" means the individual(s) or organization(s) named in the copyright notice for the entire Package.

"Contributor" means any party that has contributed code or other material to the Package, in accordance with the Copyright Holder's procedures.

"You" and "your" means any person who would like to copy, distribute, or modify the Package.

"Package" means the collection of files distributed by the Copyright Holder, and derivatives of that collection and/or of those files. A given Package may consist of either the Standard Version, or a Modified Version.

"Distribute" means providing a copy of the Package or making it accessible to anyone else, or in the case of a company or organization, to others outside of your company or organization.

"Distributor Fee" means any fee that you charge for Distributing this Package or providing support for this Package to another party. It does not mean licensing fees.

"Standard Version" refers to the Package if it has not been modified, or has been modified only in ways explicitly requested by the Copyright Holder.

"Modified Version" means the Package, if it has been changed, and such changes were not explicitly requested by the Copyright Holder.

"Original License" means this Artistic License as Distributed with the Standard Version of the Package, in its current version or as it may be modified by The Perl Foundation in the future.

"Source" form means the source code, documentation source, and configuration files for the Package.

"Compiled" form means the compiled bytecode, object code, binary, or any other form resulting from mechanical transformation or translation of the Source form.

### Permission for Use and Modification Without Distribution

(1) You are permitted to use the Standard Version and create and use Modified Versions for any purpose without restriction, provided that you do not Distribute the Modified Version.

### Permissions for Redistribution of the Standard Version

(2) You may Distribute verbatim copies of the Source form of the Standard Version of this Package in any medium without restriction, either gratis or for a Distributor Fee, provided that you duplicate all of the original copyright notices and associated disclaimers. At your discretion, such verbatim copies may or may not include a Compiled form of the Package.

(3) You may apply any bug fixes, portability changes, and other modifications made available from the Copyright Holder. The resulting Package will still be considered the Standard Version, and as such will be subject to the Original License.

### Distribution of Modified Versions of the Package as Source

(4) You may Distribute your Modified Version as Source (either gratis or for a Distributor Fee, and with or without a Compiled form of the Modified Version) provided that you clearly document how it differs from the Standard Version, including, but not limited to, documenting any non-standard features, executables, or modules, and provided that you do at least ONE of the following:

(a) make the Modified Version available to the Copyright Holder of the Standard Version, under the Original License, so that the Copyright Holder may include your modifications in the Standard Version.

(b) ensure that installation of your Modified Version does not prevent the user installing or running the Standard Version. In addition, the Modified Version must bear a name that is different from the name of the Standard Version.

(c) allow anyone who receives a copy of the Modified Version to make the Source form of the Modified Version available to others under

(i) the Original License or

(ii) a license that permits the licensee to freely copy, modify and redistribute the Modified Version using the same licensing terms that apply to the copy that the licensee received, and requires that the Source form

of the Modified Version, and of any works derived from it, be made freely available in that license fees are prohibited but Distributor Fees are allowed.

#### Distribution of Compiled Forms of the Standard Version or Modified Versions without the Source

(5) You may Distribute Compiled forms of the Standard Version without the Source, provided that you include complete instructions on how to get the Source of the Standard Version. Such instructions must be valid at the time of your distribution. If these instructions, at any time while you are carrying out such distribution, become invalid, you must provide new instructions on demand or cease further distribution. If you provide valid instructions or cease distribution within thirty days after you become aware that the instructions are invalid, then you do not forfeit any of your rights under this license.

(6) You may Distribute a Modified Version in Compiled form without the Source, provided that you comply with Section 4 with respect to the Source of the Modified Version.

#### Aggregating or Linking the Package

(7) You may aggregate the Package (either the Standard Version or Modified Version) with other packages and Distribute the resulting aggregation provided that you do not charge a licensing fee for the Package. Distributor Fees are permitted, and licensing fees for other components in the aggregation are permitted. The terms of this license apply to the use and Distribution of the Standard or Modified Versions as included in the aggregation.

(8) You are permitted to link Modified and Standard Versions with other works, to embed the Package in a larger work of your own, or to build stand-alone binary or bytecode versions of applications that include the Package, and Distribute the result without restriction, provided the result does not expose a direct interface to the Package.

#### Items That are Not Considered Part of a Modified Version

(9) Works (including, but not limited to, modules and scripts) that merely extend or make use of the Package, do not, by themselves, cause the Package to be a Modified Version. In addition, such works are not considered parts of the Package itself, and are not subject to the terms of this license.

#### General Provisions

(10) Any use, modification, and distribution of the Standard or Modified Versions is governed by this Artistic License. By using, modifying or distributing the Package, you accept this license. Do not use, modify, or distribute the Package, if you do not accept this license.

(11) If your Modified Version has been derived from a Modified Version made by someone other than you, you are nevertheless required to ensure that your Modified Version complies with the requirements of this license.

(12) This license does not grant you the right to use any trademark, service mark, tradename, or logo of the Copyright Holder.

(13) This license includes the non-exclusive, worldwide, free-of-charge patent license to make, have made, use, offer to sell, sell, import and otherwise transfer the Package with respect to any patent claims licensable by the Copyright Holder that are necessarily infringed by the Package. If you institute patent litigation (including a cross-claim or counterclaim) against any party alleging that the Package constitutes direct or contributory patent infringement, then this Artistic License to you shall terminate on the date that such litigation is filed.

### (14) Disclaimer of Warranty:

THE PACKAGE IS PROVIDED BY THE COPYRIGHT HOLDER AND CONTRIBUTORS "AS IS" AND WITHOUT ANY EXPRESS OR IMPLIED WARRANTIES. THE IMPLIED WARRANTIES OF MERCHANTABILITY, FITNESS FOR A PARTICULAR PURPOSE, OR NON-INFRINGEMENT ARE DISCLAIMED TO THE EXTENT PERMITTED BY YOUR LOCAL LAW. UNLESS REQUIRED BY LAW, NO COPYRIGHT HOLDER OR CONTRIBUTOR WILL BE LIABLE FOR ANY DIRECT, INDIRECT, INCIDENTAL, OR CONSEQUENTIAL DAMAGES ARISING IN ANY WAY OUT OF THE USE OF THE PACKAGE, EVEN IF ADVISED OF THE POSSIBILITY OF SUCH DAMAGE.

## 15.5 Artistic 2.0 License

Apache License

Version 2.0, January 2004

<http://www.apache.org/licenses/>

### TERMS AND CONDITIONS FOR USE, REPRODUCTION, AND DISTRIBUTION

#### 1. Definitions.

"License" shall mean the terms and conditions for use, reproduction, and distribution as defined by Sections 1 through 9 of this document.

"Licensor" shall mean the copyright owner or entity authorized by the copyright owner that is granting the License.

"Legal Entity" shall mean the union of the acting entity and all other entities that control, are controlled by, or are under common control with that entity. For the purposes of this definition, "control" means (i) the power, direct or indirect, to cause the direction or management of such entity, whether by contract or otherwise, or (ii) ownership of fifty percent (50%) or more of the outstanding shares, or (iii) beneficial ownership of such entity.

"You" (or "Your") shall mean an individual or Legal Entity exercising permissions granted by this License.

"Source" form shall mean the preferred form for making modifications, including but not limited to software source code, documentation source, and configuration files.

"Object" form shall mean any form resulting from mechanical transformation or translation of a Source form, including but not limited to compiled object code, generated documentation, and conversions to other media types.

"Work" shall mean the work of authorship, whether in Source or Object form, made available under the License, as indicated by a copyright notice that is included in or attached to the work (an example is provided in the Appendix below).

"Derivative Works" shall mean any work, whether in Source or Object form, that is based on (or derived from) the Work and for which the editorial revisions, annotations, elaborations, or other modifications represent, as a whole, an original work of authorship. For the purposes of this License, Derivative Works

shall not include works that remain separable from, or merely link (or bind by name) to the interfaces of, the Work and Derivative Works thereof.

"Contribution" shall mean any work of authorship, including the original version of the Work and any modifications or additions to that Work or Derivative Works thereof, that is intentionally submitted to Licensor for inclusion in the Work by the copyright owner or by an individual or Legal Entity authorized to submit on behalf of the copyright owner. For the purposes of this definition, "submitted" means any form of electronic, verbal, or written communication sent to the Licensor or its representatives, including but not limited to communication on electronic mailing lists, source code control systems, and issue tracking systems that are managed by, or on behalf of, the Licensor for the purpose of discussing and improving the Work, but excluding communication that is conspicuously marked or otherwise designated in writing by the copyright owner as "Not a Contribution."

"Contributor" shall mean Licensor and any individual or Legal Entity on behalf of whom a Contribution has been received by Licensor and subsequently incorporated within the Work.

2. Grant of Copyright License. Subject to the terms and conditions of this License, each Contributor hereby grants to You a perpetual, worldwide, non-exclusive, no-charge, royalty-free, irrevocable copyright license to reproduce, prepare Derivative Works of, publicly display, publicly perform, sublicense, and distribute the Work and such Derivative Works in Source or Object form.

3. Grant of Patent License. Subject to the terms and conditions of this License, each Contributor hereby grants to You a perpetual, worldwide, non-exclusive, no-charge, royalty-free, irrevocable (except as stated in this section) patent license to make, have made, use, offer to sell, sell, import, and otherwise transfer the Work, where such license applies only to those patent claims licensable by such Contributor that are necessarily infringed by their Contribution(s) alone or by combination of their Contribution(s) with the Work to which such Contribution(s) was submitted. If You institute patent litigation against any entity (including a cross-claim or counterclaim in a lawsuit) alleging that the Work or a Contribution incorporated within the Work constitutes direct or contributory patent infringement, then any patent licenses granted to You under this License for that Work shall terminate as of the date such litigation is filed.

4. Redistribution. You may reproduce and distribute copies of the Work or Derivative Works thereof in any medium, with or without modifications, and in Source or Object form, provided that You meet the following conditions:

(a) You must give any other recipients of the Work or Derivative Works a copy of this License; and

(b) You must cause any modified files to carry prominent notices stating that You changed the files; and

(c) You must retain, in the Source form of any Derivative Works that You distribute, all copyright, patent, trademark, and attribution notices from the Source form of the Work, excluding those notices that do not pertain to any part of the Derivative Works; and

(d) If the Work includes a "NOTICE" text file as part of its distribution, then any Derivative Works that You distribute must include a readable copy of the attribution notices contained within such NOTICE file, excluding those notices that do not pertain to any part of the Derivative Works, in at least one of the following places: within a NOTICE text file distributed as part of the Derivative Works; within the Source form or documentation, if provided along with the Derivative Works; or, within a display generated by the Derivative Works, if and wherever such third-party notices normally appear. The contents of the NOTICE file are for informational purposes only and do not modify the License.

You may add Your own attribution notices within Derivative Works that You distribute, alongside or as an addendum to the NOTICE text from the Work, provided that such additional attribution notices cannot be construed as modifying the License. You may add Your own copyright statement to Your modifications

and may provide additional or different license terms and conditions for use, reproduction, or distribution of Your modifications, or for any such Derivative Works as a whole, provided Your use, reproduction, and distribution of the Work otherwise complies with the conditions stated in this License.

5. Submission of Contributions. Unless You explicitly state otherwise, any Contribution intentionally submitted for inclusion in the Work by You to the Licensor shall be under the terms and conditions of this License, without any additional terms or conditions. Notwithstanding the above, nothing herein shall supersede or modify the terms of any separate license agreement you may have executed with Licensor regarding such Contributions.

6. Trademarks. This License does not grant permission to use the trade names, trademarks, service marks, or product names of the Licensor, except as required for reasonable and customary use in describing the origin of the Work and reproducing the content of the NOTICE file.

7. Disclaimer of Warranty. Unless required by applicable law or agreed to in writing, Licensor provides the Work (and each Contributor provides its Contributions) on an "AS IS" BASIS, WITHOUT WARRANTIES OR CONDITIONS OF ANY KIND, either express or implied, including, without limitation, any warranties or conditions of TITLE, NON-INFRINGEMENT, MERCHANTABILITY, or FITNESS FOR A PARTICULAR PURPOSE. You are solely responsible for determining the appropriateness of using or redistributing the Work and assume any risks associated with Your exercise of permissions under this License.

8. Limitation of Liability. In no event and under no legal theory, whether in tort (including negligence), contract, or otherwise, unless required by applicable law (such as deliberate and grossly negligent acts) or agreed to in writing, shall any Contributor be liable to You for damages, including any direct, indirect, special, incidental, or consequential damages of any character arising as a result of this License or out of the use or inability to use the Work (including but not limited to damages for loss of goodwill, work stoppage, computer failure or malfunction, or any and all other commercial damages or losses), even if such Contributor has been advised of the possibility of such damages.

9. Accepting Warranty or Additional Liability. While redistributing the Work or Derivative Works thereof, You may choose to offer, and charge a fee for, acceptance of support, warranty, indemnity, or other liability obligations and/or rights consistent with this License. However, in accepting such obligations, You may act only on Your own behalf and on Your sole responsibility, not on behalf of any other Contributor, and only if You agree to indemnify, defend, and hold each Contributor harmless for any liability incurred by, or claims asserted against, such Contributor by reason of your accepting any such warranty or additional liability.

END OF TERMS AND CONDITIONS

APPENDIX: How to apply the Apache License to your work.

To apply the Apache License to your work, attach the following boilerplate notice, with the fields enclosed by brackets "[ ]" replaced with your own identifying information. (Don't include the brackets!) The text should be enclosed in the appropriate comment syntax for the file format. We also recommend that a file or class name and description of purpose be included on the same "printed page" as the copyright notice for easier identification within third-party archives.

Copyright [yyyy] [name of copyright owner]

Licensed under the Apache License, Version 2.0 (the "License");

you may not use this file except in compliance with the License.

You may obtain a copy of the License a

t <http://www.apache.org/licenses/LICENSE-2.0>

Unless required by applicable law or agreed to in writing, software distributed under the License is distributed on an "AS IS" BASIS, WITHOUT WARRANTIES OR CONDITIONS OF ANY KIND, either express or implied. See the License for the specific language governing permissions and limitations under the License.

## 15.6 AWS-CLI License

Copyright 2012-2020 Amazon.com, Inc. or its affiliates. All Rights Reserved.

Licensed under the Apache License, Version 2.0 (the "License"). You may not use this file except in compliance with the License. A copy of the License is located at

<http://aws.amazon.com/apache2.0/>

or in the "license" file accompanying this file. This file is distributed on an "AS IS" BASIS, WITHOUT WARRANTIES OR CONDITIONS OF ANY KIND, either express or implied. See the License for the specific language governing permissions and limitations under the License.

## 15.7 Bitstream Vera License

Copyright (c) 2003 by Bitstream, Inc. All Rights Reserved. Bitstream Vera is a trademark of Bitstream, Inc.

Permission is hereby granted, free of charge, to any person obtaining a copy of the fonts accompanying this license ("Fonts") and associated documentation files (the "Font Software"), to reproduce and distribute the Font Software, including without limitation the rights to use, copy, merge, publish, distribute, and/or sell copies of the Font Software, and to permit persons to whom the Font Software is furnished to do so, subject to the following conditions:

The above copyright and trademark notices and this permission notice shall be included in all copies of one or more of the Font Software typefaces.

The Font Software may be modified, altered, or added to, and in particular the designs of glyphs or characters in the Fonts may be modified and additional glyphs or characters may be added to the Fonts, only if the fonts are renamed to names not containing either the words "Bitstream" or the word "Vera".

This License becomes null and void to the extent applicable to Fonts or Font Software that has been modified and is distributed under the "Bitstream Vera" names.

The Font Software may be sold as part of a larger software package but no copy of one or more of the Font Software typefaces may be sold by itself.

THE FONT SOFTWARE IS PROVIDED "AS IS", WITHOUT WARRANTY OF ANY KIND, EXPRESS OR IMPLIED, INCLUDING BUT NOT LIMITED TO ANY WARRANTIES OF MERCHANTABILITY, FITNESS FOR A PARTICULAR PURPOSE AND NONINFRINGEMENT OF COPYRIGHT, PATENT, TRADEMARK, OR OTHER RIGHT. IN NO EVENT SHALL BITSTREAM OR THE GNOME FOUNDATION BE LIABLE FOR ANY CLAIM, DAMAGES OR OTHER LIABILITY, INCLUDING ANY GENERAL, SPECIAL, INDIRECT,

INCIDENTAL, OR CONSEQUENTIAL DAMAGES, WHETHER IN AN ACTION OF CONTRACT, TORT OR OTHERWISE, ARISING FROM, OUT OF THE USE OR INABILITY TO USE THE FONT SOFTWARE OR FROM OTHER DEALINGS IN THE FONT SOFTWARE.

Except as contained in this notice, the names of Gnome, the Gnome Foundation, and Bitstream Inc., shall not be used in advertising or otherwise to promote the sale, use or other dealings in this Font Software without prior written authorization from the Gnome Foundation or Bitstream Inc., respectively. For further information, contact: fonts at gnome dot org.

## 15.8 Boost License

Boost Software License - Version 1.0 - August 17th, 2003

Permission is hereby granted, free of charge, to any person or organization obtaining a copy of the software and accompanying documentation covered by this license (the "Software") to use, reproduce, display, distribute, execute, and transmit the Software, and to prepare derivative works of the Software, and to permit third-parties to whom the Software is furnished to do so, all subject to the following:

The copyright notices in the Software and this entire statement, including the above license grant, this restriction and the following disclaimer, must be included in all copies of the Software, in whole or in part, and all derivative works of the Software, unless such copies or derivative works are solely in the form of machine-executable object code generated by a source language processor.

THE SOFTWARE IS PROVIDED "AS IS", WITHOUT WARRANTY OF ANY KIND, EXPRESS OR IMPLIED, INCLUDING BUT NOT LIMITED TO THE WARRANTIES OF MERCHANTABILITY, FITNESS FOR A PARTICULAR PURPOSE, TITLE AND NON-INFRINGEMENT. IN NO EVENT SHALL THE COPYRIGHT HOLDERS OR ANYONE DISTRIBUTING THE SOFTWARE BE LIABLE FOR ANY DAMAGES OR OTHER LIABILITY, WHETHER IN CONTRACT, TORT OR OTHERWISE, ARISING FROM, OUT OF OR IN CONNECTION WITH THE SOFTWARE OR THE USE OR OTHER DEALINGS IN THE SOFTWARE.

## 15.9 Boutell.Com

Portions copyright 1994, 1995, 1996, 1997, 1998, 1999, 2000, 2001, 2002, 2003, 2004 by Cold Spring Harbor Laboratory. Funded under Grant P41-RR02188 by the National Institutes of Health.

Portions copyright 1996, 1997, 1998, 1999, 2000, 2001, 2002, 2003, 2004 by Boutell.Com, Inc.

Portions relating to GD2 format copyright 1999, 2000, 2001, 2002, 2003, 2004 Philip Warner.

Portions relating to PNG copyright 1999, 2000, 2001, 2002, 2003, 2004 Greg Roelofs.

Portions relating to gdtf.c copyright 1999, 2000, 2001, 2002, 2003, 2004 John Ellson (ellson@graphviz.org).

Portions relating to gdft.c copyright 2001, 2002, 2003, 2004 John Ellson (ellson@graphviz.org).

Portions relating to JPEG and to color quantization copyright 2000, 2001, 2002, 2003, 2004, Doug Becker and copyright (C) 1994, 1995, 1996, 1997, 1998, 1999, 2000, 2001, 2002, 2003, 2004 Thomas G. Lane. This software is based in part on the work of the Independent JPEG Group. See the file README-JPEG.TXT for more information.

Portions relating to GIF compression copyright 1989 by Jef Poskanzer and David Rowley, with modifications for thread safety by Thomas Boutell.

Portions relating to GIF decompression copyright 1990, 1991, 1993 by David Koblas, with modifications for thread safety by Thomas Boutell.

Portions relating to WBMP copyright 2000, 2001, 2002, 2003, 2004 Maurice Szmurlo and Johan Van den Brande.

Portions relating to GIF animations copyright 2004 Jaakko Hyvätti (jaakko.hyvatti@iki.fi)

Permission has been granted to copy, distribute and modify gd in any context without fee, including a commercial application, provided that this notice is present in user-accessible supporting documentation.

This does not affect your ownership of the derived work itself, and the intent is to assure proper credit for the authors of gd, not to interfere with your productive use of gd. If you have questions, ask. "Derived works" includes all programs that utilize the library. Credit must be given in user-accessible documentation.

This software is provided "AS IS." The copyright holders disclaim all warranties, either express or implied, including but not limited to implied warranties of merchantability and fitness for a particular purpose, with respect to this code and accompanying documentation.

Although their code does not appear in the current release, the authors also wish to thank Hutchison Avenue Software Corporation for their prior contributions.

## 15.10 BSD License

Copyright (c) 2010-2015 Illumina, Inc.

All rights reserved.

Redistribution and use in source and binary forms, with or without modification, are permitted provided that the following conditions are met:

1. Redistributions of source code must retain the above copyright notice, this list of conditions and the following disclaimer.
2. Redistributions in binary form must reproduce the above copyright notice, this list of conditions and the following disclaimer in the documentation and/or other materials provided with the distribution.

THIS SOFTWARE IS PROVIDED BY THE COPYRIGHT HOLDERS AND CONTRIBUTORS "AS IS" AND ANY EXPRESS OR IMPLIED WARRANTIES, INCLUDING, BUT NOT LIMITED TO, THE IMPLIED WARRANTIES OF MERCHANTABILITY AND FITNESS FOR A PARTICULAR PURPOSE ARE DISCLAIMED. IN NO EVENT SHALL THE COPYRIGHT HOLDER OR CONTRIBUTORS BE LIABLE FOR ANY DIRECT, INDIRECT, INCIDENTAL, SPECIAL, EXEMPLARY, OR CONSEQUENTIAL DAMAGES

(INCLUDING, BUT NOT LIMITED TO, PROCUREMENT OF SUBSTITUTE GOODS OR SERVICES; LOSS OF USE, DATA, OR PROFITS; OR BUSINESS INTERRUPTION) HOWEVER CAUSED AND ON ANY THEORY OF LIABILITY, WHETHER IN CONTRACT, STRICT LIABILITY, OR TORT (INCLUDING NEGLIGENCE OR OTHERWISE) ARISING IN ANY WAY OUT OF THE USE OF THIS SOFTWARE, EVEN IF ADVISED OF THE POSSIBILITY OF SUCH DAMAGE.

## 15.11 CC-BY License

Creative Commons Attribution 1.0

<<beginOptional;name=ccOptionalIntro>> CREATIVE COMMONS CORPORATION IS NOT A LAW FIRM AND DOES NOT PROVIDE LEGAL SERVICES. DISTRIBUTION OF THIS DRAFT LICENSE DOES NOT CREATE AN ATTORNEY-CLIENT RELATIONSHIP. CREATIVE COMMONS PROVIDES THIS INFORMATION ON AN "AS-IS" BASIS. CREATIVE COMMONS MAKES NO WARRANTIES REGARDING THE INFORMATION PROVIDED, AND DISCLAIMS LIABILITY FOR DAMAGES RESULTING FROM ITS USE. <<endOptional>>

License

THE WORK (AS DEFINED BELOW) IS PROVIDED UNDER THE TERMS OF THIS CREATIVE COMMONS PUBLIC LICENSE ("CCPL" OR "LICENSE"). THE WORK IS PROTECTED BY COPYRIGHT AND/OR OTHER APPLICABLE LAW. ANY USE OF THE WORK OTHER THAN AS AUTHORIZED UNDER THIS LICENSE IS PROHIBITED.

BY EXERCISING ANY RIGHTS TO THE WORK PROVIDED HERE, YOU ACCEPT AND AGREE TO BE BOUND BY THE TERMS OF THIS LICENSE. THE LICENSOR GRANTS YOU THE RIGHTS CONTAINED HERE IN CONSIDERATION OF YOUR ACCEPTANCE OF SUCH TERMS AND CONDITIONS.

### 1. Definitions

- a. "Collective Work" means a work, such as a periodical issue, anthology or encyclopedia, in which the Work in its entirety in unmodified form, along with a number of other contributions, constituting separate and independent works in themselves, are assembled into a collective whole. A work that constitutes a Collective Work will not be considered a Derivative Work (as defined below) for the purposes of this License.
- b. "Derivative Work" means a work based upon the Work or upon the Work and other pre-existing works, such as a translation, musical arrangement, dramatization, fictionalization, motion picture version, sound recording, art reproduction, abridgment, condensation, or any other form in which the Work may be recast, transformed, or adapted, except that a work that constitutes a Collective Work will not be considered a Derivative Work for the purpose of this License.
- c. "Licensor" means the individual or entity that offers the Work under the terms of this License.
- d. "Original Author" means the individual or entity who created the Work.
- e. "Work" means the copyrightable work of authorship offered under the terms of this License.
- f. "You" means an individual or entity exercising rights under this License who has not previously violated the terms of this License with respect to the Work, or who has received express permission from the Licensor to exercise rights under this License despite a previous violation.

2. Fair Use Rights. Nothing in this license is intended to reduce, limit, or restrict any rights arising from fair use, first sale or other limitations on the exclusive rights of the copyright owner under copyright law or other applicable laws.

3. License Grant. Subject to the terms and conditions of this License, Licensor hereby grants You a worldwide, royalty-free, non-exclusive, perpetual (for the duration of the applicable copyright) license to exercise the rights in the Work as stated below:

a. to reproduce the Work, to incorporate the Work into one or more Collective Works, and to reproduce the Work as incorporated in the Collective Works;

b. to create and reproduce Derivative Works;

c. to distribute copies or phonorecords of, display publicly, perform publicly, and perform publicly by means of a digital audio transmission the Work including as incorporated in Collective Works;

d. to distribute copies or phonorecords of, display publicly, perform publicly, and perform publicly by means of a digital audio transmission Derivative Works;

The above rights may be exercised in all media and formats whether now known or hereafter devised. The above rights include the right to make such modifications as are technically necessary to exercise the rights in other media and formats. All rights not expressly granted by Licensor are hereby reserved.

4. Restrictions. The license granted in Section 3 above is expressly made subject to and limited by the following restrictions:

a. You may distribute, publicly display, publicly perform, or publicly digitally perform the Work only under the terms of this License, and You must include a copy of, or the Uniform Resource Identifier for, this License with every copy or phonorecord of the Work You distribute, publicly display, publicly perform, or publicly digitally perform. You may not offer or impose any terms on the Work that alter or restrict the terms of this License or the recipients' exercise of the rights granted hereunder. You may not sublicense the Work. You must keep intact all notices that refer to this License and to the disclaimer of warranties. You may not distribute, publicly display, publicly perform, or publicly digitally perform the Work with any technological measures that control access or use of the Work in a manner inconsistent with the terms of this License Agreement. The above applies to the Work as incorporated in a Collective Work, but this does not require the Collective Work apart from the Work itself to be made subject to the terms of this License. If You create a Collective Work, upon notice from any Licensor You must, to the extent practicable, remove from the Collective Work any reference to such Licensor or the Original Author, as requested. If You create a Derivative Work, upon notice from any Licensor You must, to the extent practicable, remove from the Derivative Work any reference to such Licensor or the Original Author, as requested.

b. If you distribute, publicly display, publicly perform, or publicly digitally perform the Work or any Derivative Works or Collective Works, You must keep intact all copyright notices for the Work and give the Original Author credit reasonable to the medium or means You are utilizing by conveying the name (or pseudonym if applicable) of the Original Author if supplied; the title of the Work if supplied; in the case of a Derivative Work, a credit identifying the use of the Work in the Derivative Work (e.g., "French translation of the Work by Original Author," or "Screenplay based on original Work by Original Author"). Such credit may be implemented in any reasonable manner; provided, however, that in the case of a Derivative Work or Collective Work, at a minimum such credit will appear where any other comparable authorship credit appears and in a manner at least as prominent as such other comparable authorship credit.

5. Representations, Warranties and Disclaimer

a. By offering the Work for public release under this License, Licensors represents and warrants that, to the best of Licensors knowledge after reasonable inquiry:

i. Licensors has secured all rights in the Work necessary to grant the license rights hereunder and to permit the lawful exercise of the rights granted hereunder without You having any obligation to pay any royalties, compulsory license fees, residuals or any other payments;

ii. The Work does not infringe the copyright, trademark, publicity rights, common law rights or any other right of any third party or constitute defamation, invasion of privacy or other tortious injury to any third party.

b. EXCEPT AS EXPRESSLY STATED IN THIS LICENSE OR OTHERWISE AGREED IN WRITING OR REQUIRED BY APPLICABLE LAW, THE WORK IS LICENSED ON AN "AS IS" BASIS, WITHOUT WARRANTIES OF ANY KIND, EITHER EXPRESS OR IMPLIED INCLUDING, WITHOUT LIMITATION, ANY WARRANTIES REGARDING THE CONTENTS OR ACCURACY OF THE WORK.

6. Limitation on Liability. EXCEPT TO THE EXTENT REQUIRED BY APPLICABLE LAW, AND EXCEPT FOR DAMAGES ARISING FROM LIABILITY TO A THIRD PARTY RESULTING FROM BREACH OF THE WARRANTIES IN SECTION 5, IN NO EVENT WILL LICENSOR BE LIABLE TO YOU ON ANY LEGAL THEORY FOR ANY SPECIAL, INCIDENTAL, CONSEQUENTIAL, PUNITIVE OR EXEMPLARY DAMAGES ARISING OUT OF THIS LICENSE OR THE USE OF THE WORK, EVEN IF LICENSOR HAS BEEN ADVISED OF THE POSSIBILITY OF SUCH DAMAGES.

### 7. Termination

a. This License and the rights granted hereunder will terminate automatically upon any breach by You of the terms of this License. Individuals or entities who have received Derivative Works or Collective Works from You under this License, however, will not have their licenses terminated provided such individuals or entities remain in full compliance with those licenses. Sections 1, 2, 5, 6, 7, and 8 will survive any termination of this License.

b. Subject to the above terms and conditions, the license granted here is perpetual (for the duration of the applicable copyright in the Work). Notwithstanding the above, Licensors reserves the right to release the Work under different license terms or to stop distributing the Work at any time; provided, however that any such election will not serve to withdraw this License (or any other license that has been, or is required to be, granted under the terms of this License), and this License will continue in full force and effect unless terminated as stated above.

### 8. Miscellaneous

a. Each time You distribute or publicly digitally perform the Work or a Collective Work, the Licensors offers to the recipient a license to the Work on the same terms and conditions as the license granted to You under this License.

b. Each time You distribute or publicly digitally perform a Derivative Work, Licensors offers to the recipient a license to the original Work on the same terms and conditions as the license granted to You under this License.

c. If any provision of this License is invalid or unenforceable under applicable law, it shall not affect the validity or enforceability of the remainder of the terms of this License, and without further action by the parties to this agreement, such provision shall be reformed to the minimum extent necessary to make such provision valid and enforceable.

d. No term or provision of this License shall be deemed waived and no breach consented to unless such waiver or consent shall be in writing and signed by the party to be charged with such waiver or consent.

e. This License constitutes the entire agreement between the parties with respect to the Work licensed here. There are no understandings, agreements or representations with respect to the Work not specified here. Licensor shall not be bound by any additional provisions that may appear in any communication from You. This License may not be modified without the mutual written agreement of the Licensor and You.

Creative Commons is not a party to this License, and makes no warranty whatsoever in connection with the Work. Creative Commons will not be liable to You or any party on any legal theory for any damages whatsoever, including without limitation any general, special, incidental or consequential damages arising in connection to this license. Notwithstanding the foregoing two (2) sentences, if Creative Commons has expressly identified itself as the Licensor hereunder, it shall have all rights and obligations of Licensor.

Except for the limited purpose of indicating to the public that the Work is licensed under the CCPL, neither party will use the trademark "Creative Commons" or any related trademark or logo of Creative Commons without the prior written consent of Creative Commons. Any permitted use will be in compliance with Creative Commons' then-current trademark usage guidelines, as may be published on its website or otherwise made available upon request from time to time.

Creative Commons may be contacted at <http://creativecommons.org/>.

## 15.12 CC0 License

Creative Commons Legal Code

CC0 1.0 Universal

CREATIVE COMMONS CORPORATION IS NOT A LAW FIRM AND DOES NOT PROVIDE LEGAL SERVICES. DISTRIBUTION OF THIS DOCUMENT DOES NOT CREATE AN ATTORNEY-CLIENT RELATIONSHIP. CREATIVE COMMONS PROVIDES THIS INFORMATION ON AN "AS-IS" BASIS. CREATIVE COMMONS MAKES NO WARRANTIES REGARDING THE USE OF THIS DOCUMENT OR THE INFORMATION OR WORKS PROVIDED HEREUNDER, AND DISCLAIMS LIABILITY FOR DAMAGES RESULTING FROM THE USE OF THIS DOCUMENT OR THE INFORMATION OR WORKS PROVIDED HEREUNDER.

Statement of Purpose

The laws of most jurisdictions throughout the world automatically confer exclusive Copyright and Related Rights (defined below) upon the creator and subsequent owner(s) (each and all, an "owner") of an original work of authorship and/or a database (each, a "Work").

Certain owners wish to permanently relinquish those rights to a Work for the purpose of contributing to a commons of creative, cultural and scientific works ("Commons") that the public can reliably and without fear of later claims of infringement build upon, modify, incorporate in other works, reuse and redistribute as freely as possible in any form whatsoever and for any purposes, including without limitation commercial purposes. These owners may contribute to the Commons to promote the ideal of a free culture and the further production of creative, cultural and scientific works, or to gain reputation or greater distribution for their Work in part through the use and efforts of others.

For these and/or other purposes and motivations, and without any expectation of additional consideration or compensation, the person associating CC0 with a Work (the "Affirmer"), to the extent that he or she is an owner of Copyright and Related Rights in the Work, voluntarily elects to apply CC0 to the Work and publicly distribute the Work under its terms, with knowledge of his or her Copyright and Related Rights in the Work and the meaning and intended legal effect of CC0 on those rights.

1. Copyright and Related Rights. A Work made available under CC0 may be protected by copyright and related or neighboring rights ("Copyright and Related Rights"). Copyright and Related Rights include, but are not limited to, the following:

- i. the right to reproduce, adapt, distribute, perform, display, communicate, and translate a Work;
- ii. moral rights retained by the original author(s) and/or performer(s);
- iii. publicity and privacy rights pertaining to a person's image or likeness depicted in a Work;
- iv. rights protecting against unfair competition in regards to a Work, subject to the limitations in paragraph 4(a), below;
- v. rights protecting the extraction, dissemination, use and reuse of data in a Work;
- vi. database rights (such as those arising under Directive 96/9/EC of the European Parliament and of the Council of 11 March 1996 on the legal protection of databases, and under any national implementation thereof, including any amended or successor version of such directive); and
- vii. other similar, equivalent or corresponding rights throughout the world based on applicable law or treaty, and any national implementations thereof.

2. Waiver. To the greatest extent permitted by, but not in contravention of, applicable law, Affirmer hereby overtly, fully, permanently, irrevocably and unconditionally waives, abandons, and surrenders all of Affirmer's Copyright and Related Rights and associated claims and causes of action, whether now known or unknown (including existing as well as future claims and causes of action), in the Work (i) in all territories worldwide, (ii) for the maximum duration provided by applicable law or treaty (including future time extensions), (iii) in any current or future medium and for any number of copies, and (iv) for any purpose whatsoever, including without limitation commercial, advertising or promotional purposes (the "Waiver"). Affirmer makes the Waiver for the benefit of each member of the public at large and to the detriment of Affirmer's heirs and successors, fully intending that such Waiver shall not be subject to revocation, rescission, cancellation, termination, or any other legal or equitable action to disrupt the quiet enjoyment of the Work by the public as contemplated by Affirmer's express Statement of Purpose.

3. Public License Fallback. Should any part of the Waiver for any reason be judged legally invalid or ineffective under applicable law, then the Waiver shall be preserved to the maximum extent permitted taking into account Affirmer's express Statement of Purpose. In addition, to the extent the Waiver is so judged Affirmer hereby grants to each affected person a royalty-free, non transferable, non sublicensable, non exclusive, irrevocable and unconditional license to exercise Affirmer's Copyright and Related Rights in the Work (i) in all territories worldwide, (ii) for the maximum duration provided by applicable law or treaty (including future time extensions), (iii) in any current or future medium and for any number of copies, and (iv) for any purpose whatsoever, including without limitation commercial, advertising or promotional purposes (the "License"). The License shall be deemed effective as of the date CC0 was applied by Affirmer to the Work. Should any part of the License for any reason be judged legally invalid or ineffective under applicable law, such partial invalidity or ineffectiveness shall not invalidate the remainder of the License, and in such case Affirmer hereby affirms that he or she will not (i) exercise any of his or her remaining Copyright and Related Rights in the Work or (ii) assert any associated claims and causes of action with respect to the Work, in either case contrary to Affirmer's express Statement of Purpose.

#### 4. Limitations and Disclaimers.

- a. No trademark or patent rights held by Affirmer are waived, abandoned, surrendered, licensed or otherwise affected by this document.
- b. Affirmer offers the Work as-is and makes no representations or warranties of any kind concerning the Work, express, implied, statutory or otherwise, including without limitation warranties of title, merchantability, fitness for a particular purpose, non infringement, or the absence of latent or other defects, accuracy, or the present or absence of errors, whether or not discoverable, all to the greatest extent permissible under applicable law.
- c. Affirmer disclaims responsibility for clearing rights of other persons that may apply to the Work or any use thereof, including without limitation any person's Copyright and Related Rights in the Work. Further, Affirmer disclaims responsibility for obtaining any necessary consents, permissions or other rights required for any use of the Work.
- d. Affirmer understands and acknowledges that Creative Commons is not a party to this document and has no duty or obligation with respect to this CC0 or use of the Work.

## 15.13 CPL License

Common Public License Version 1.0

THE ACCOMPANYING PROGRAM IS PROVIDED UNDER THE TERMS OF THIS COMMON PUBLIC LICENSE ("AGREEMENT"). ANY USE, REPRODUCTION OR DISTRIBUTION OF THE PROGRAM CONSTITUTES RECIPIENT'S ACCEPTANCE OF THIS AGREEMENT.

### 1. DEFINITIONS

"Contribution" means:

- a) in the case of the initial Contributor, the initial code and documentation distributed under this Agreement, and
- b) in the case of each subsequent Contributor:
  - i) changes to the Program, and
  - ii) additions to the Program;

where such changes and/or additions to the Program originate from and are distributed by that particular Contributor. A Contribution 'originates' from a Contributor if it was added to the Program by such Contributor itself or anyone acting on such Contributor's behalf. Contributions do not include additions to the Program which: (i) are separate modules of software distributed in conjunction with the Program under their own license agreement, and (ii) are not derivative works of the Program.

"Contributor" means any person or entity that distributes the Program.

"Licensed Patents " mean patent claims licensable by a Contributor which are necessarily infringed by the use or sale of its Contribution alone or when combined with the Program.

"Program" means the Contributions distributed in accordance with this Agreement.

"Recipient" means anyone who receives the Program under this Agreement, including all Contributors.

### 2. GRANT OF RIGHTS

a) Subject to the terms of this Agreement, each Contributor hereby grants Recipient a non-exclusive, worldwide, royalty-free copyright license to reproduce, prepare derivative works of, publicly display, publicly perform, distribute and sublicense the Contribution of such Contributor, if any, and such derivative works, in source code and object code form.

b) Subject to the terms of this Agreement, each Contributor hereby grants Recipient a non-exclusive, worldwide, royalty-free patent license under Licensed Patents to make, use, sell, offer to sell, import and otherwise transfer the Contribution of such Contributor, if any, in source code and object code form. This patent license shall apply to the combination of the Contribution and the Program if, at the time the Contribution is added by the Contributor, such addition of the Contribution causes such combination to be covered by the Licensed Patents. The patent license shall not apply to any other combinations which include the Contribution. No hardware per se is licensed hereunder.

c) Recipient understands that although each Contributor grants the licenses to its Contributions set forth herein, no assurances are provided by any Contributor that the Program does not infringe the patent or other intellectual property rights of any other entity. Each Contributor disclaims any liability to Recipient for claims brought by any other entity based on infringement of intellectual property rights or otherwise. As a condition to exercising the rights and licenses granted hereunder, each Recipient hereby assumes sole responsibility to secure any other intellectual property rights needed, if any. For example, if a third party patent license is required to allow Recipient to distribute the Program, it is Recipient's responsibility to acquire that license before distributing the Program.

d) Each Contributor represents that to its knowledge it has sufficient copyright rights in its Contribution, if any, to grant the copyright license set forth in this Agreement.

### 3. REQUIREMENTS

A Contributor may choose to distribute the Program in object code form under its own license agreement, provided that:

a) it complies with the terms and conditions of this Agreement; and

b) its license agreement:

i) effectively disclaims on behalf of all Contributors all warranties and conditions, express and implied, including warranties or conditions of title and non-infringement, and implied warranties or conditions of merchantability and fitness for a particular purpose;

ii) effectively excludes on behalf of all Contributors all liability for damages, including direct, indirect, special, incidental and consequential damages, such as lost profits;

iii) states that any provisions which differ from this Agreement are offered by that Contributor alone and not by any other party; and

iv) states that source code for the Program is available from such Contributor, and informs licensees how to obtain it in a reasonable manner on or through a medium customarily used for software exchange.

When the Program is made available in source code form:

- a) it must be made available under this Agreement; and
- b) a copy of this Agreement must be included with each copy of the Program.

Contributors may not remove or alter any copyright notices contained within the Program.

Each Contributor must identify itself as the originator of its Contribution, if any, in a manner that reasonably allows subsequent Recipients to identify the originator of the Contribution.

#### 4. COMMERCIAL DISTRIBUTION

Commercial distributors of software may accept certain responsibilities with respect to end users, business partners and the like. While this license is intended to facilitate the commercial use of the Program, the Contributor who includes the Program in a commercial product offering should do so in a manner which does not create potential liability for other Contributors. Therefore, if a Contributor includes the Program in a commercial product offering, such Contributor ("Commercial Contributor") hereby agrees to defend and indemnify every other Contributor ("Indemnified Contributor") against any losses, damages and costs (collectively "Losses") arising from claims, lawsuits and other legal actions brought by a third party against the Indemnified Contributor to the extent caused by the acts or omissions of such Commercial Contributor in connection with its distribution of the Program in a commercial product offering. The obligations in this section do not apply to any claims or Losses relating to any actual or alleged intellectual property infringement. In order to qualify, an Indemnified Contributor must: a) promptly notify the Commercial Contributor in writing of such claim, and b) allow the Commercial Contributor to control, and cooperate with the Commercial Contributor in, the defense and any related settlement negotiations. The Indemnified Contributor may participate in any such claim at its own expense.

For example, a Contributor might include the Program in a commercial product offering, Product X. That Contributor is then a Commercial Contributor. If that Commercial Contributor then makes performance claims, or offers warranties related to Product X, those performance claims and warranties are such Commercial Contributor's responsibility alone. Under this section, the Commercial Contributor would have to defend claims against the other Contributors related to those performance claims and warranties, and if a court requires any other Contributor to pay any damages as a result, the Commercial Contributor must pay those damages.

#### 5. NO WARRANTY

EXCEPT AS EXPRESSLY SET FORTH IN THIS AGREEMENT, THE PROGRAM IS PROVIDED ON AN "AS IS" BASIS, WITHOUT WARRANTIES OR CONDITIONS OF ANY KIND, EITHER EXPRESS OR IMPLIED INCLUDING, WITHOUT LIMITATION, ANY WARRANTIES OR CONDITIONS OF TITLE, NON-INFRINGEMENT, MERCHANTABILITY OR FITNESS FOR A PARTICULAR PURPOSE. Each Recipient is solely responsible for determining the appropriateness of using and distributing the Program and assumes all risks associated with its exercise of rights under this Agreement, including but not limited to the risks and costs of program errors, compliance with applicable laws, damage to or loss of data, programs or equipment, and unavailability or interruption of operations.

#### 6. DISCLAIMER OF LIABILITY

EXCEPT AS EXPRESSLY SET FORTH IN THIS AGREEMENT, NEITHER RECIPIENT NOR ANY CONTRIBUTORS SHALL HAVE ANY LIABILITY FOR ANY DIRECT, INDIRECT, INCIDENTAL, SPECIAL, EXEMPLARY, OR CONSEQUENTIAL DAMAGES (INCLUDING WITHOUT LIMITATION LOST PROFITS), HOWEVER CAUSED AND ON ANY THEORY OF LIABILITY, WHETHER IN CONTRACT, STRICT

LIABILITY, OR TORT (INCLUDING NEGLIGENCE OR OTHERWISE) ARISING IN ANY WAY OUT OF THE USE OR DISTRIBUTION OF THE PROGRAM OR THE EXERCISE OF ANY RIGHTS GRANTED HEREUNDER, EVEN IF ADVISED OF THE POSSIBILITY OF SUCH DAMAGES.

### 7. GENERAL

If any provision of this Agreement is invalid or unenforceable under applicable law, it shall not affect the validity or enforceability of the remainder of the terms of this Agreement, and without further action by the parties hereto, such provision shall be reformed to the minimum extent necessary to make such provision valid and enforceable.

If Recipient institutes patent litigation against a Contributor with respect to a patent applicable to software (including a cross-claim or counterclaim in a lawsuit), then any patent licenses granted by that Contributor to such Recipient under this Agreement shall terminate as of the date such litigation is filed. In addition, if Recipient institutes patent litigation against any entity (including a cross-claim or counterclaim in a lawsuit) alleging that the Program itself (excluding combinations of the Program with other software or hardware) infringes such Recipient's patent(s), then such Recipient's rights granted under Section 2(b) shall terminate as of the date such litigation is filed.

All Recipient's rights under this Agreement shall terminate if it fails to comply with any of the material terms or conditions of this Agreement and does not cure such failure in a reasonable period of time after becoming aware of such noncompliance. If all Recipient's rights under this Agreement terminate, Recipient agrees to cease use and distribution of the Program as soon as reasonably practicable. However, Recipient's obligations under this Agreement and any licenses granted by Recipient relating to the Program shall continue and survive.

Everyone is permitted to copy and distribute copies of this Agreement, but in order to avoid inconsistency the Agreement is copyrighted and may only be modified in the following manner. The Agreement Steward reserves the right to publish new versions (including revisions) of this Agreement from time to time. No one other than the Agreement Steward has the right to modify this Agreement. IBM is the initial Agreement Steward. IBM may assign the responsibility to serve as the Agreement Steward to a suitable separate entity. Each new version of the Agreement will be given a distinguishing version number. The Program (including Contributions) may always be distributed subject to the version of the Agreement under which it was received. In addition, after a new version of the Agreement is published, Contributor may elect to distribute the Program (including its Contributions) under the new version. Except as expressly stated in Sections 2(a) and 2(b) above, Recipient receives no rights or licenses to the intellectual property of any Contributor under this Agreement, whether expressly, by implication, estoppel or otherwise. All rights in the Program not expressly granted under this Agreement are reserved.

This Agreement is governed by the laws of the State of New York and the intellectual property laws of the United States of America. No party to this Agreement will bring a legal action under this Agreement more than one year after the cause of action arose. Each party waives its rights to a jury trial in any resulting litigation.

## 15.14 FASP License

Copying and distribution of this file, with or without modification, are permitted in any medium without royalty provided the copyright notice and this notice are preserved. This file is offered as-is, without any warranty.

## 15.15 Fontconfig

Copyright © 2001,2003 Keith Packard

Permission to use, copy, modify, distribute, and sell this software and its documentation for any purpose is hereby granted without fee, provided that the above copyright notice appear in all copies and that both that copyright notice and this permission notice appear in supporting documentation, and that the name of Keith Packard not be used in advertising or publicity pertaining to distribution of the software without specific, written prior permission. Keith Packard makes no representations about the suitability of this software for any purpose. It is provided "as is" without express or implied warranty.

KEITH PACKARD DISCLAIMS ALL WARRANTIES WITH REGARD TO THIS SOFTWARE, INCLUDING ALL IMPLIED WARRANTIES OF MERCHANTABILITY AND FITNESS, IN NO EVENT SHALL KEITH PACKARD BE LIABLE FOR ANY SPECIAL, INDIRECT OR CONSEQUENTIAL DAMAGES OR ANY DAMAGES WHATSOEVER RESULTING FROM LOSS OF USE, DATA OR PROFITS, WHETHER IN AN ACTION OF CONTRACT, NEGLIGENCE OR OTHER TORTIOUS ACTION, ARISING OUT OF OR IN CONNECTION WITH THE USE OR PERFORMANCE OF THIS SOFTWARE.

## 15.16 FTL License

The FreeType Project LICENSE

2006-Jan-27

Copyright 1996-2002, 2006 by David Turner, Robert Wilhelm, and Werner Lemberg

Introduction

The FreeType Project is distributed in several archive packages; some of them may contain, in addition to the FreeType font engine, various tools and contributions which rely on, or relate to, the FreeType Project.

This license applies to all files found in such packages, and which do not fall under their own explicit license. The license affects thus the FreeType font engine, the test programs, documentation and makefiles, at the very least.

This license was inspired by the BSD, Artistic, and IJG (Independent JPEG Group) licenses, which all encourage inclusion and use of free software in commercial and freeware products alike. As a consequence, its main points are that:

- o We don't promise that this software works. However, we will be interested in any kind of bug reports. ('as is' distribution)
- o You can use this software for whatever you want, in parts or full form, without having to pay us. ('royalty-free' usage)
- o You may not pretend that you wrote this software. If you use it, or only parts of it, in a program, you must acknowledge somewhere in your documentation that you have used the FreeType code. ('credits')

We specifically permit and encourage the inclusion of this software, with or without modifications, in commercial products. We disclaim all warranties covering The FreeType Project and assume no liability related to The FreeType Project.

Finally, many people asked us for a preferred form for a credit/disclaimer to use in compliance with this license. We thus encourage you to use the following text:

"" Portions of this software are copyright © <year> The FreeType Project (www.freetype.org). All rights reserved. ""

Please replace <year> with the value from the FreeType version you actually use.

### Legal Terms

#### 0. Definitions

Throughout this license, the terms 'package', 'FreeType Project', and 'FreeType archive' refer to the set of files originally distributed by the authors (David Turner, Robert Wilhelm, and Werner Lemberg) as the 'FreeType Project', be they named as alpha, beta or final release.

'You' refers to the licensee, or person using the project, where 'using' is a generic term including compiling the project's source code as well as linking it to form a 'program' or 'executable'. This program is referred to as 'a program using the FreeType engine'.

This license applies to all files distributed in the original FreeType Project, including all source code, binaries and documentation, unless otherwise stated in the file in its original, unmodified form as distributed in the original archive. If you are unsure whether or not a particular file is covered by this license, you must contact us to verify this.

The FreeType Project is copyright (C) 1996-2000 by David Turner, Robert Wilhelm, and Werner Lemberg. All rights reserved except as specified below.

#### 1. No Warranty

THE FREETYPE PROJECT IS PROVIDED 'AS IS' WITHOUT WARRANTY OF ANY KIND, EITHER EXPRESS OR IMPLIED, INCLUDING, BUT NOT LIMITED TO, WARRANTIES OF MERCHANTABILITY AND FITNESS FOR A PARTICULAR PURPOSE. IN NO EVENT WILL ANY OF THE AUTHORS OR COPYRIGHT HOLDERS BE LIABLE FOR ANY DAMAGES CAUSED BY THE USE OR THE INABILITY TO USE, OF THE FREETYPE PROJECT.

#### 2. Redistribution

This license grants a worldwide, royalty-free, perpetual and irrevocable right and license to use, execute, perform, compile, display, copy, create derivative works of, distribute and sublicense the FreeType Project (in both source and object code forms) and derivative works thereof for any purpose; and to authorize others to exercise some or all of the rights granted herein, subject to the following conditions:

- o Redistribution of source code must retain this license file ('FTL.TXT') unaltered; any additions, deletions or changes to the original files must be clearly indicated in accompanying documentation. The copyright notices of the unaltered, original files must be preserved in all copies of source files.

o Redistribution in binary form must provide a disclaimer that states that the software is based in part of the work of the FreeType Team, in the distribution documentation. We also encourage you to put an URL to the FreeType web page in your documentation, though this isn't mandatory.

These conditions apply to any software derived from or based on the FreeType Project, not just the unmodified files. If you use our work, you must acknowledge us. However, no fee need be paid to us.

### 3. Advertising

Neither the FreeType authors and contributors nor you shall use the name of the other for commercial, advertising, or promotional purposes without specific prior written permission.

We suggest, but do not require, that you use one or more of the following phrases to refer to this software in your documentation or advertising materials: 'FreeType Project', 'FreeType Engine', 'FreeType library', or 'FreeType Distribution'.

As you have not signed this license, you are not required to accept it. However, as the FreeType Project is copyrighted material, only this license, or another one contracted with the authors, grants you the right to use, distribute, and modify it. Therefore, by using, distributing, or modifying the FreeType Project, you indicate that you understand and accept all the terms of this license.

### 4. Contacts

There are two mailing lists related to FreeType:

o [freetype@nongnu.org](mailto:freetype@nongnu.org)

Discusses general use and applications of FreeType, as well as future and wanted additions to the library and distribution. If you are looking for support, start in this list if you haven't found anything to help you in the documentation.

o [freetype-devel@nongnu.org](mailto:freetype-devel@nongnu.org)

Discusses bugs, as well as engine internals, design issues, specific licenses, porting, etc.

Our home page can be found at

<http://www.freetype.org>

## 15.17 GFDL License

GNU Free Documentation License

Version 1.1, March 2000

Copyright (C) 2000 Free Software Foundation, Inc. 51 Franklin St, Fifth Floor, Boston, MA 02110-1301 USA

Everyone is permitted to copy and distribute verbatim copies of this license document, but changing it is not allowed.

### 0. PREAMBLE

The purpose of this License is to make a manual, textbook, or other written document "free" in the sense of freedom: to assure everyone the effective freedom to copy and redistribute it, with or without modifying it, either commercially or noncommercially. Secondly, this License preserves for the author and publisher a way to get credit for their work, while not being considered responsible for modifications made by others.

This License is a kind of "copyleft", which means that derivative works of the document must themselves be free in the same sense. It complements the GNU General Public License, which is a copyleft license designed for free software.

We have designed this License in order to use it for manuals for free software, because free software needs free documentation: a free program should come with manuals providing the same freedoms that the software does. But this License is not limited to software manuals; it can be used for any textual work, regardless of subject matter or whether it is published as a printed book. We recommend this License principally for works whose purpose is instruction or reference.

### 1. APPLICABILITY AND DEFINITIONS

This License applies to any manual or other work that contains a notice placed by the copyright holder saying it can be distributed under the terms of this License. The "Document", below, refers to any such manual or work. Any member of the public is a licensee, and is addressed as "you".

A "Modified Version" of the Document means any work containing the Document or a portion of it, either copied verbatim, or with modifications and/or translated into another language.

A "Secondary Section" is a named appendix or a front-matter section of the Document that deals exclusively with the relationship of the publishers or authors of the Document to the Document's overall subject (or to related matters) and contains nothing that could fall directly within that overall subject. (For example, if the Document is in part a textbook of mathematics, a Secondary Section may not explain any mathematics.) The relationship could be a matter of historical connection with the subject or with related matters, or of legal, commercial, philosophical, ethical or political position regarding them.

The "Invariant Sections" are certain Secondary Sections whose titles are designated, as being those of Invariant Sections, in the notice that says that the Document is released under this License.

The "Cover Texts" are certain short passages of text that are listed, as Front-Cover Texts or Back-Cover Texts, in the notice that says that the Document is released under this License.

A "Transparent" copy of the Document means a machine-readable copy, represented in a format whose specification is available to the general public, whose contents can be viewed and edited directly and straightforwardly with generic text editors or (for images composed of pixels) generic paint programs or (for drawings) some widely available drawing editor, and that is suitable for input to text formatters or for automatic translation to a variety of formats suitable for input to text formatters. A copy made in an otherwise Transparent file format whose markup has been designed to thwart or discourage subsequent modification by readers is not Transparent. A copy that is not "Transparent" is called "Opaque".

Examples of suitable formats for Transparent copies include plain ASCII without markup, Texinfo input format, LaTeX input format, SGML or XML using a publicly available DTD, and standard-conforming simple HTML designed for human modification. Opaque formats include PostScript, PDF, proprietary formats that can be read and edited only by proprietary word processors, SGML or XML for which the DTD and/or processing tools are not generally available, and the machine-generated HTML produced by some word processors for output purposes only.

The "Title Page" means, for a printed book, the title page itself, plus such following pages as are needed to hold, legibly, the material this License requires to appear in the title page. For works in formats which do not have any title page as such, "Title Page" means the text near the most prominent appearance of the work's title, preceding the beginning of the body of the text.

## 2. VERBATIM COPYING

You may copy and distribute the Document in any medium, either commercially or noncommercially, provided that this License, the copyright notices, and the license notice saying this License applies to the Document are reproduced in all copies, and that you add no other conditions whatsoever to those of this License. You may not use technical measures to obstruct or control the reading or further copying of the copies you make or distribute. However, you may accept compensation in exchange for copies. If you distribute a large enough number of copies you must also follow the conditions in section 3.

You may also lend copies, under the same conditions stated above, and you may publicly display copies.

## 3. COPYING IN QUANTITY

If you publish printed copies of the Document numbering more than 100, and the Document's license notice requires Cover Texts, you must enclose the copies in covers that carry, clearly and legibly, all these Cover Texts: Front-Cover Texts on the front cover, and Back-Cover Texts on the back cover. Both covers must also clearly and legibly identify you as the publisher of these copies. The front cover must present the full title with all words of the title equally prominent and visible. You may add other material on the covers in addition. Copying with changes limited to the covers, as long as they preserve the title of the Document and satisfy these conditions, can be treated as verbatim copying in other respects.

If the required texts for either cover are too voluminous to fit legibly, you should put the first ones listed (as many as fit reasonably) on the actual cover, and continue the rest onto adjacent pages.

If you publish or distribute Opaque copies of the Document numbering more than 100, you must either include a machine-readable Transparent copy along with each Opaque copy, or state in or with each Opaque copy a publicly-accessible computer-network location containing a complete Transparent copy of the Document, free of added material, which the general network-using public has access to download anonymously at no charge using public-standard network protocols. If you use the latter option, you must take reasonably prudent steps, when you begin distribution of Opaque copies in quantity, to ensure that this Transparent copy will remain thus accessible at the stated location until at least one year after the last time you distribute an Opaque copy (directly or through your agents or retailers) of that edition to the public.

It is requested, but not required, that you contact the authors of the Document well before redistributing any large number of copies, to give them a chance to provide you with an updated version of the Document.

## 4. MODIFICATIONS

You may copy and distribute a Modified Version of the Document under the conditions of sections 2 and 3 above, provided that you release the Modified Version under precisely this License, with the Modified Version filling the role of the Document, thus licensing distribution and modification of the Modified Version to whoever possesses a copy of it. In addition, you must do these things in the Modified Version:

A. Use in the Title Page (and on the covers, if any) a title distinct from that of the Document, and from those of previous versions (which should, if there were any, be listed in the History section of the Document). You may use the same title as a previous version if the original publisher of that version gives permission.

- B. List on the Title Page, as authors, one or more persons or entities responsible for authorship of the modifications in the Modified Version, together with at least five of the principal authors of the Document (all of its principal authors, if it has less than five).
  - C. State on the Title page the name of the publisher of the Modified Version, as the publisher.
  - D. Preserve all the copyright notices of the Document.
  - E. Add an appropriate copyright notice for your modifications adjacent to the other copyright notices.
  - F. Include, immediately after the copyright notices, a license notice giving the public permission to use the Modified Version under the terms of this License, in the form shown in the Addendum below.
  - G. Preserve in that license notice the full lists of Invariant Sections and required Cover Texts given in the Document's license notice.
  - H. Include an unaltered copy of this License.
  - I. Preserve the section entitled "History", and its title, and add to it an item stating at least the title, year, new authors, and publisher of the Modified Version as given on the Title Page. If there is no section entitled "History" in the Document, create one stating the title, year, authors, and publisher of the Document as given on its Title Page, then add an item describing the Modified Version as stated in the previous sentence.
  - J. Preserve the network location, if any, given in the Document for public access to a Transparent copy of the Document, and likewise the network locations given in the Document for previous versions it was based on. These may be placed in the "History" section. You may omit a network location for a work that was published at least four years before the Document itself, or if the original publisher of the version it refers to gives permission.
  - K. In any section entitled "Acknowledgements" or "Dedications", preserve the section's title, and preserve in the section all the substance and tone of each of the contributor acknowledgements and/or dedications given therein.
  - L. Preserve all the Invariant Sections of the Document, unaltered in their text and in their titles. Section numbers or the equivalent are not considered part of the section titles.
  - M. Delete any section entitled "Endorsements". Such a section may not be included in the Modified Version.
  - N. Do not retitle any existing section as "Endorsements" or to conflict in title with any Invariant Section.
- If the Modified Version includes new front-matter sections or appendices that qualify as Secondary Sections and contain no material copied from the Document, you may at your option designate some or all of these sections as invariant. To do this, add their titles to the list of Invariant Sections in the Modified Version's license notice. These titles must be distinct from any other section titles.
- You may add a section entitled "Endorsements", provided it contains nothing but endorsements of your Modified Version by various parties--for example, statements of peer review or that the text has been approved by an organization as the authoritative definition of a standard.

You may add a passage of up to five words as a Front-Cover Text, and a passage of up to 25 words as a Back-Cover Text, to the end of the list of Cover Texts in the Modified Version. Only one passage of Front-Cover Text and one of Back-Cover Text may be added by (or through arrangements made by) any one entity. If the Document already includes a cover text for the same cover, previously added by you or by arrangement made by the same entity you are acting on behalf of, you may not add another; but you may replace the old one, on explicit permission from the previous publisher that added the old one.

The author(s) and publisher(s) of the Document do not by this License give permission to use their names for publicity for or to assert or imply endorsement of any Modified Version.

## 5. COMBINING DOCUMENTS

You may combine the Document with other documents released under this License, under the terms defined in section 4 above for modified versions, provided that you include in the combination all of the Invariant Sections of all of the original documents, unmodified, and list them all as Invariant Sections of your combined work in its license notice.

The combined work need only contain one copy of this License, and multiple identical Invariant Sections may be replaced with a single copy. If there are multiple Invariant Sections with the same name but different contents, make the title of each such section unique by adding at the end of it, in parentheses, the name of the original author or publisher of that section if known, or else a unique number. Make the same adjustment to the section titles in the list of Invariant Sections in the license notice of the combined work.

In the combination, you must combine any sections entitled "History" in the various original documents, forming one section entitled "History"; likewise combine any sections entitled "Acknowledgements", and any sections entitled "Dedications". You must delete all sections entitled "Endorsements".

## 6. COLLECTIONS OF DOCUMENTS

You may make a collection consisting of the Document and other documents released under this License, and replace the individual copies of this License in the various documents with a single copy that is included in the collection, provided that you follow the rules of this License for verbatim copying of each of the documents in all other respects.

You may extract a single document from such a collection, and distribute it individually under this License, provided you insert a copy of this License into the extracted document, and follow this License in all other respects regarding verbatim copying of that document.

## 7. AGGREGATION WITH INDEPENDENT WORKS

A compilation of the Document or its derivatives with other separate and independent documents or works, in or on a volume of a storage or distribution medium, does not as a whole count as a Modified Version of the Document, provided no compilation copyright is claimed for the compilation. Such a compilation is called an "aggregate", and this License does not apply to the other self-contained works thus compiled with the Document, on account of their being thus compiled, if they are not themselves derivative works of the Document.

If the Cover Text requirement of section 3 is applicable to these copies of the Document, then if the Document is less than one quarter of the entire aggregate, the Document's Cover Texts may be placed on covers that surround only the Document within the aggregate. Otherwise they must appear on covers around the whole aggregate.

## 8. TRANSLATION

Translation is considered a kind of modification, so you may distribute translations of the Document under the terms of section 4. Replacing Invariant Sections with translations requires special permission from their copyright holders, but you may include translations of some or all Invariant Sections in addition to the original versions of these Invariant Sections. You may include a translation of this License provided that you also include the original English version of this License. In case of a disagreement between the translation and the original English version of this License, the original English version will prevail.

### 9. TERMINATION

You may not copy, modify, sublicense, or distribute the Document except as expressly provided for under this License. Any other attempt to copy, modify, sublicense or distribute the Document is void, and will automatically terminate your rights under this License. However, parties who have received copies, or rights, from you under this License will not have their licenses terminated so long as such parties remain in full compliance.

### 10. FUTURE REVISIONS OF THIS LICENSE

The Free Software Foundation may publish new, revised versions of the GNU Free Documentation License from time to time. Such new versions will be similar in spirit to the present version, but may differ in detail to address new problems or concerns. See <http://www.gnu.org/copyleft/>.

Each version of the License is given a distinguishing version number. If the Document specifies that a particular numbered version of this License "or any later version" applies to it, you have the option of following the terms and conditions either of that specified version or of any later version that has been published (not as a draft) by the Free Software Foundation. If the Document does not specify a version number of this License, you may choose any version ever published (not as a draft) by the Free Software Foundation.

#### ADDENDUM: How to use this License for your documents

To use this License in a document you have written, include a copy of the License in the document and put the following copyright and license notices just after the title page:

Copyright (c) YEAR YOUR NAME. Permission is granted to copy, distribute and/or modify this document under the terms of the GNU Free Documentation License, Version 1.1 or any later version published by the Free Software Foundation; with the Invariant Sections being LIST THEIR TITLES, with the Front-Cover Texts being LIST, and with the Back-Cover Texts being LIST. A copy of the license is included in the section entitled "GNU Free Documentation License".

If you have no Invariant Sections, write "with no Invariant Sections" instead of saying which ones are invariant. If you have no Front-Cover Texts, write "no Front-Cover Texts" instead of "Front-Cover Texts being LIST"; likewise for Back-Cover Texts.

If your document contains nontrivial examples of program code, we recommend releasing these examples in parallel under your choice of free software license, such as the GNU General Public License, to permit their use in free software.

## 15.18 Gnu General Public License

### GNU GENERAL PUBLIC LICENSE

Version 3, 29 June 2007

Copyright © 2007 Free Software Foundation, Inc. <<http://fsf.org/>>

Everyone is permitted to copy and distribute verbatim copies of this license document, but changing it is not allowed.

## Preamble

The GNU General Public License is a free, copyleft license for software and other kinds of works.

The licenses for most software and other practical works are designed to take away your freedom to share and change the works. By contrast, the GNU General Public License is intended to guarantee your freedom to share and change all versions of a program--to make sure it remains free software for all its users. We, the Free Software Foundation, use the GNU General Public License for most of our software; it applies also to any other work released this way by its authors. You can apply it to your programs, too.

When we speak of free software, we are referring to freedom, not price. Our General Public Licenses are designed to make sure that you have the freedom to distribute copies of free software (and charge for them if you wish), that you receive source code or can get it if you want it, that you can change the software or use pieces of it in new free programs, and that you know you can do these things.

To protect your rights, we need to prevent others from denying you these rights or asking you to surrender the rights. Therefore, you have certain responsibilities if you distribute copies of the software, or if you modify it: responsibilities to respect the freedom of others.

For example, if you distribute copies of such a program, whether gratis or for a fee, you must pass on to the recipients the same freedoms that you received. You must make sure that they, too, receive or can get the source code. And you must show them these terms so they know their rights.

Developers that use the GNU GPL protect your rights with two steps: (1) assert copyright on the software, and (2) offer you this License giving you legal permission to copy, distribute and/or modify it.

For the developers' and authors' protection, the GPL clearly explains that there is no warranty for this free software. For both users' and authors' sake, the GPL requires that modified versions be marked as changed, so that their problems will not be attributed erroneously to authors of previous versions.

Some devices are designed to deny users access to install or run modified versions of the software inside them, although the manufacturer can do so. This is fundamentally incompatible with the aim of protecting users' freedom to change the software. The systematic pattern of such abuse occurs in the area of products for individuals to use, which is precisely where it is most unacceptable. Therefore, we have designed this version of the GPL to prohibit the practice for those products. If such problems arise substantially in other domains, we stand ready to extend this provision to those domains in future versions of the GPL, as needed to protect the freedom of users.

Finally, every program is threatened constantly by software patents. States should not allow patents to restrict development and use of software on general-purpose computers, but in those that do, we wish to avoid the special danger that patents applied to a free program could make it effectively proprietary. To prevent this, the GPL assures that patents cannot be used to render the program non-free.

The precise terms and conditions for copying, distribution and modification follow.

## TERMS AND CONDITIONS

### 0. Definitions.

“This License” refers to version 3 of the GNU General Public License.

“Copyright” also means copyright-like laws that apply to other kinds of works, such as semiconductor masks.

“The Program” refers to any copyrightable work licensed under this License. Each licensee is addressed as “you”. “Licensees” and “recipients” may be individuals or organizations.

To “modify” a work means to copy from or adapt all or part of the work in a fashion requiring copyright permission, other than the making of an exact copy. The resulting work is called a “modified version” of the earlier work or a work “based on” the earlier work.

A “covered work” means either the unmodified Program or a work based on the Program.

To “propagate” a work means to do anything with it that, without permission, would make you directly or secondarily liable for infringement under applicable copyright law, except executing it on a computer or modifying a private copy. Propagation includes copying, distribution (with or without modification), making available to the public, and in some countries other activities as well.

To “convey” a work means any kind of propagation that enables other parties to make or receive copies. Mere interaction with a user through a computer network, with no transfer of a copy, is not conveying.

An interactive user interface displays “Appropriate Legal Notices” to the extent that it includes a convenient and prominently visible feature that (1) displays an appropriate copyright notice, and (2) tells the user that there is no warranty for the work (except to the extent that warranties are provided), that licensees may convey the work under this License, and how to view a copy of this License. If the interface presents a list of user commands or options, such as a menu, a prominent item in the list meets this criterion.

### 1. Source Code.

The “source code” for a work means the preferred form of the work for making modifications to it. “Object code” means any non-source form of a work.

A “Standard Interface” means an interface that either is an official standard defined by a recognized standards body, or, in the case of interfaces specified for a particular programming language, one that is widely used among developers working in that language.

The “System Libraries” of an executable work include anything, other than the work as a whole, that (a) is included in the normal form of packaging a Major Component, but which is not part of that Major Component, and (b) serves only to enable use of the work with that Major Component, or to implement a Standard Interface for which an implementation is available to the public in source code form. A “Major Component”, in this context, means a major essential component (kernel, window system, and so on) of the specific operating system (if any) on which the executable work runs, or a compiler used to produce the work, or an object code interpreter used to run it.

The “Corresponding Source” for a work in object code form means all the source code needed to generate, install, and (for an executable work) run the object code and to modify the work, including scripts to control those activities. However, it does not include the work’s System Libraries, or general-purpose tools or generally available free programs which are used unmodified in performing those activities but which are not part of the work. For example, Corresponding Source includes interface definition files associated with source files for the work, and the source code for shared libraries and dynamically linked subprograms

that the work is specifically designed to require, such as by intimate data communication or control flow between those subprograms and other parts of the work.

The Corresponding Source need not include anything that users can regenerate automatically from other parts of the Corresponding Source.

The Corresponding Source for a work in source code form is that same work.

## 2. Basic Permissions.

All rights granted under this License are granted for the term of copyright on the Program, and are irrevocable provided the stated conditions are met. This License explicitly affirms your unlimited permission to run the unmodified Program. The output from running a covered work is covered by this License only if the output, given its content, constitutes a covered work. This License acknowledges your rights of fair use or other equivalent, as provided by copyright law.

You may make, run and propagate covered works that you do not convey, without conditions so long as your license otherwise remains in force. You may convey covered works to others for the sole purpose of having them make modifications exclusively for you, or provide you with facilities for running those works, provided that you comply with the terms of this License in conveying all material for which you do not control copyright. Those thus making or running the covered works for you must do so exclusively on your behalf, under your direction and control, on terms that prohibit them from making any copies of your copyrighted material outside their relationship with you.

Conveying under any other circumstances is permitted solely under the conditions stated below. Sublicensing is not allowed; section 10 makes it unnecessary.

## 3. Protecting Users' Legal Rights From Anti-Circumvention Law.

No covered work shall be deemed part of an effective technological measure under any applicable law fulfilling obligations under article 11 of the WIPO copyright treaty adopted on 20 December 1996, or similar laws prohibiting or restricting circumvention of such measures.

When you convey a covered work, you waive any legal power to forbid circumvention of technological measures to the extent such circumvention is effected by exercising rights under this License with respect to the covered work, and you disclaim any intention to limit operation or modification of the work as a means of enforcing, against the work's users, your or third parties' legal rights to forbid circumvention of technological measures.

## 4. Conveying Verbatim Copies.

You may convey verbatim copies of the Program's source code as you receive it, in any medium, provided that you conspicuously and appropriately publish on each copy an appropriate copyright notice; keep intact all notices stating that this License and any non-permissive terms added in accord with section 7 apply to the code; keep intact all notices of the absence of any warranty; and give all recipients a copy of this License along with the Program.

You may charge any price or no price for each copy that you convey, and you may offer support or warranty protection for a fee.

## 5. Conveying Modified Source Versions.

You may convey a work based on the Program, or the modifications to produce it from the Program, in the form of source code under the terms of section 4, provided that you also meet all of these conditions:

- a) The work must carry prominent notices stating that you modified it and giving a relevant date.
- b) The work must carry prominent notices stating that it is released under this License and any conditions added under section 7. This requirement modifies the requirement in section 4 to “keep intact all notices”.
- c) You must license the entire work, as a whole, under this License to anyone who comes into possession of a copy. This License will therefore apply, along with any applicable section 7 additional terms, to the whole of the work, and all its parts, regardless of how they are packaged. This License gives no permission to license the work in any other way, but it does not invalidate such permission if you have separately received it.
- d) If the work has interactive user interfaces, each must display Appropriate Legal Notices; however, if the Program has interactive interfaces that do not display Appropriate Legal Notices, your work need not make them do so.

A compilation of a covered work with other separate and independent works, which are not by their nature extensions of the covered work, and which are not combined with it such as to form a larger program, in or on a volume of a storage or distribution medium, is called an “aggregate” if the compilation and its resulting copyright are not used to limit the access or legal rights of the compilation's users beyond what the individual works permit. Inclusion of a covered work in an aggregate does not cause this License to apply to the other parts of the aggregate.

### 6. Conveying Non-Source Forms.

You may convey a covered work in object code form under the terms of sections 4 and 5, provided that you also convey the machine-readable Corresponding Source under the terms of this License, in one of these ways:

- a) Convey the object code in, or embodied in, a physical product (including a physical distribution medium), accompanied by the Corresponding Source fixed on a durable physical medium customarily used for software interchange.
- b) Convey the object code in, or embodied in, a physical product (including a physical distribution medium), accompanied by a written offer, valid for at least three years and valid for as long as you offer spare parts or customer support for that product model, to give anyone who possesses the object code either (1) a copy of the Corresponding Source for all the software in the product that is covered by this License, on a durable physical medium customarily used for software interchange, for a price no more than your reasonable cost of physically performing this conveying of source, or (2) access to copy the Corresponding Source from a network server at no charge.
- c) Convey individual copies of the object code with a copy of the written offer to provide the Corresponding Source. This alternative is allowed only occasionally and noncommercially, and only if you received the object code with such an offer, in accord with subsection 6b.
- d) Convey the object code by offering access from a designated place (gratis or for a charge), and offer equivalent access to the Corresponding Source in the same way through the same place at no further charge. You need not require recipients to copy the Corresponding Source along with the object code. If the place to copy the object code is a network server, the Corresponding Source may be on a different server (operated by you or a third party) that supports equivalent copying facilities, provided you maintain clear directions next to the object code saying where to find the Corresponding Source. Regardless of what

server hosts the Corresponding Source, you remain obligated to ensure that it is available for as long as needed to satisfy these requirements.

e) Convey the object code using peer-to-peer transmission, provided you inform other peers where the object code and Corresponding Source of the work are being offered to the general public at no charge under subsection 6d.

A separable portion of the object code, whose source code is excluded from the Corresponding Source as a System Library, need not be included in conveying the object code work.

A “User Product” is either (1) a “consumer product”, which means any tangible personal property which is normally used for personal, family, or household purposes, or (2) anything designed or sold for incorporation into a dwelling. In determining whether a product is a consumer product, doubtful cases shall be resolved in favor of coverage. For a particular product received by a particular user, “normally used” refers to a typical or common use of that class of product, regardless of the status of the particular user or of the way in which the particular user actually uses, or expects or is expected to use, the product. A product is a consumer product regardless of whether the product has substantial commercial, industrial or non-consumer uses, unless such uses represent the only significant mode of use of the product.

“Installation Information” for a User Product means any methods, procedures, authorization keys, or other information required to install and execute modified versions of a covered work in that User Product from a modified version of its Corresponding Source. The information must suffice to ensure that the continued functioning of the modified object code is in no case prevented or interfered with solely because modification has been made.

If you convey an object code work under this section in, or with, or specifically for use in, a User Product, and the conveying occurs as part of a transaction in which the right of possession and use of the User Product is transferred to the recipient in perpetuity or for a fixed term (regardless of how the transaction is characterized), the Corresponding Source conveyed under this section must be accompanied by the Installation Information. But this requirement does not apply if neither you nor any third party retains the ability to install modified object code on the User Product (for example, the work has been installed in ROM).

The requirement to provide Installation Information does not include a requirement to continue to provide support service, warranty, or updates for a work that has been modified or installed by the recipient, or for the User Product in which it has been modified or installed. Access to a network may be denied when the modification itself materially and adversely affects the operation of the network or violates the rules and protocols for communication across the network.

Corresponding Source conveyed, and Installation Information provided, in accord with this section must be in a format that is publicly documented (and with an implementation available to the public in source code form), and must require no special password or key for unpacking, reading or copying.

## 7. Additional Terms.

“Additional permissions” are terms that supplement the terms of this License by making exceptions from one or more of its conditions. Additional permissions that are applicable to the entire Program shall be treated as though they were included in this License, to the extent that they are valid under applicable law. If additional permissions apply only to part of the Program, that part may be used separately under those permissions, but the entire Program remains governed by this License without regard to the additional permissions.

When you convey a copy of a covered work, you may at your option remove any additional permissions from that copy, or from any part of it. (Additional permissions may be written to require their own removal in

certain cases when you modify the work.) You may place additional permissions on material, added by you to a covered work, for which you have or can give appropriate copyright permission.

Notwithstanding any other provision of this License, for material you add to a covered work, you may (if authorized by the copyright holders of that material) supplement the terms of this License with terms:

- a) Disclaiming warranty or limiting liability differently from the terms of sections 15 and 16 of this License; or
- b) Requiring preservation of specified reasonable legal notices or author attributions in that material or in the Appropriate Legal Notices displayed by works containing it; or
- c) Prohibiting misrepresentation of the origin of that material, or requiring that modified versions of such material be marked in reasonable ways as different from the original version; or
- d) Limiting the use for publicity purposes of names of licensors or authors of the material; or
- e) Declining to grant rights under trademark law for use of some trade names, trademarks, or service marks; or
- f) Requiring indemnification of licensors and authors of that material by anyone who conveys the material (or modified versions of it) with contractual assumptions of liability to the recipient, for any liability that these contractual assumptions directly impose on those licensors and authors.

All other non-permissive additional terms are considered “further restrictions” within the meaning of section 10. If the Program as you received it, or any part of it, contains a notice stating that it is governed by this License along with a term that is a further restriction, you may remove that term. If a license document contains a further restriction but permits relicensing or conveying under this License, you may add to a covered work material governed by the terms of that license document, provided that the further restriction does not survive such relicensing or conveying.

If you add terms to a covered work in accord with this section, you must place, in the relevant source files, a statement of the additional terms that apply to those files, or a notice indicating where to find the applicable terms.

Additional terms, permissive or non-permissive, may be stated in the form of a separately written license, or stated as exceptions; the above requirements apply either way.

### 8. Termination.

You may not propagate or modify a covered work except as expressly provided under this License. Any attempt otherwise to propagate or modify it is void, and will automatically terminate your rights under this License (including any patent licenses granted under the third paragraph of section 11).

However, if you cease all violation of this License, then your license from a particular copyright holder is reinstated (a) provisionally, unless and until the copyright holder explicitly and finally terminates your license, and (b) permanently, if the copyright holder fails to notify you of the violation by some reasonable means prior to 60 days after the cessation.

Moreover, your license from a particular copyright holder is reinstated permanently if the copyright holder notifies you of the violation by some reasonable means, this is the first time you have received notice of violation of this License (for any work) from that copyright holder, and you cure the violation prior to 30 days after your receipt of the notice.

Termination of your rights under this section does not terminate the licenses of parties who have received copies or rights from you under this License. If your rights have been terminated and not permanently reinstated, you do not qualify to receive new licenses for the same material under section 10.

#### 9. Acceptance Not Required for Having Copies.

You are not required to accept this License in order to receive or run a copy of the Program. Ancillary propagation of a covered work occurring solely as a consequence of using peer-to-peer transmission to receive a copy likewise does not require acceptance. However, nothing other than this License grants you permission to propagate or modify any covered work. These actions infringe copyright if you do not accept this License. Therefore, by modifying or propagating a covered work, you indicate your acceptance of this License to do so.

#### 10. Automatic Licensing of Downstream Recipients.

Each time you convey a covered work, the recipient automatically receives a license from the original licensors, to run, modify and propagate that work, subject to this License. You are not responsible for enforcing compliance by third parties with this License.

An “entity transaction” is a transaction transferring control of an organization, or substantially all assets of one, or subdividing an organization, or merging organizations. If propagation of a covered work results from an entity transaction, each party to that transaction who receives a copy of the work also receives whatever licenses to the work the party's predecessor in interest had or could give under the previous paragraph, plus a right to possession of the Corresponding Source of the work from the predecessor in interest, if the predecessor has it or can get it with reasonable efforts.

You may not impose any further restrictions on the exercise of the rights granted or affirmed under this License. For example, you may not impose a license fee, royalty, or other charge for exercise of rights granted under this License, and you may not initiate litigation (including a cross-claim or counterclaim in a lawsuit) alleging that any patent claim is infringed by making, using, selling, offering for sale, or importing the Program or any portion of it.

#### 11. Patents.

A “contributor” is a copyright holder who authorizes use under this License of the Program or a work on which the Program is based. The work thus licensed is called the contributor's “contributor version”.

A contributor's “essential patent claims” are all patent claims owned or controlled by the contributor, whether already acquired or hereafter acquired, that would be infringed by some manner, permitted by this License, of making, using, or selling its contributor version, but do not include claims that would be infringed only as a consequence of further modification of the contributor version. For purposes of this definition, “control” includes the right to grant patent sublicenses in a manner consistent with the requirements of this License.

Each contributor grants you a non-exclusive, worldwide, royalty-free patent license under the contributor's essential patent claims, to make, use, sell, offer for sale, import and otherwise run, modify and propagate the contents of its contributor version.

In the following three paragraphs, a “patent license” is any express agreement or commitment, however denominated, not to enforce a patent (such as an express permission to practice a patent or covenant not to sue for patent infringement). To “grant” such a patent license to a party means to make such an agreement or commitment not to enforce a patent against the party.

If you convey a covered work, knowingly relying on a patent license, and the Corresponding Source of the work is not available for anyone to copy, free of charge and under the terms of this License, through a publicly available network server or other readily accessible means, then you must either (1) cause the Corresponding Source to be so available, or (2) arrange to deprive yourself of the benefit of the patent license for this particular work, or (3) arrange, in a manner consistent with the requirements of this License, to extend the patent license to downstream recipients. “Knowingly relying” means you have actual knowledge that, but for the patent license, your conveying the covered work in a country, or your recipient's use of the covered work in a country, would infringe one or more identifiable patents in that country that you have reason to believe are valid.

If, pursuant to or in connection with a single transaction or arrangement, you convey, or propagate by procuring conveyance of, a covered work, and grant a patent license to some of the parties receiving the covered work authorizing them to use, propagate, modify or convey a specific copy of the covered work, then the patent license you grant is automatically extended to all recipients of the covered work and works based on it.

A patent license is “discriminatory” if it does not include within the scope of its coverage, prohibits the exercise of, or is conditioned on the non-exercise of one or more of the rights that are specifically granted under this License. You may not convey a covered work if you are a party to an arrangement with a third party that is in the business of distributing software, under which you make payment to the third party based on the extent of your activity of conveying the work, and under which the third party grants, to any of the parties who would receive the covered work from you, a discriminatory patent license (a) in connection with copies of the covered work conveyed by you (or copies made from those copies), or (b) primarily for and in connection with specific products or compilations that contain the covered work, unless you entered into that arrangement, or that patent license was granted, prior to 28 March 2007.

Nothing in this License shall be construed as excluding or limiting any implied license or other defenses to infringement that may otherwise be available to you under applicable patent law.

### 12. No Surrender of Others' Freedom.

If conditions are imposed on you (whether by court order, agreement or otherwise) that contradict the conditions of this License, they do not excuse you from the conditions of this License. If you cannot convey a covered work so as to satisfy simultaneously your obligations under this License and any other pertinent obligations, then as a consequence you may not convey it at all. For example, if you agree to terms that obligate you to collect a royalty for further conveying from those to whom you convey the Program, the only way you could satisfy both those terms and this License would be to refrain entirely from conveying the Program.

### 13. Use with the GNU Affero General Public License.

Notwithstanding any other provision of this License, you have permission to link or combine any covered work with a work licensed under version 3 of the GNU Affero General Public License into a single combined work, and to convey the resulting work. The terms of this License will continue to apply to the part which is the covered work, but the special requirements of the GNU Affero General Public License, section 13, concerning interaction through a network will apply to the combination as such.

### 14. Revised Versions of this License.

The Free Software Foundation may publish revised and/or new versions of the GNU General Public License from time to time. Such new versions will be similar in spirit to the present version, but may differ in detail to address new problems or concerns.

Each version is given a distinguishing version number. If the Program specifies that a certain numbered version of the GNU General Public License “or any later version” applies to it, you have the option of following the terms and conditions either of that numbered version or of any later version published by the Free Software Foundation. If the Program does not specify a version number of the GNU General Public License, you may choose any version ever published by the Free Software Foundation.

If the Program specifies that a proxy can decide which future versions of the GNU General Public License can be used, that proxy's public statement of acceptance of a version permanently authorizes you to choose that version for the Program.

Later license versions may give you additional or different permissions. However, no additional obligations are imposed on any author or copyright holder as a result of your choosing to follow a later version.

#### 15. Disclaimer of Warranty.

THERE IS NO WARRANTY FOR THE PROGRAM, TO THE EXTENT PERMITTED BY APPLICABLE LAW. EXCEPT WHEN OTHERWISE STATED IN WRITING THE COPYRIGHT HOLDERS AND/OR OTHER PARTIES PROVIDE THE PROGRAM “AS IS” WITHOUT WARRANTY OF ANY KIND, EITHER EXPRESSED OR IMPLIED, INCLUDING, BUT NOT LIMITED TO, THE IMPLIED WARRANTIES OF MERCHANTABILITY AND FITNESS FOR A PARTICULAR PURPOSE. THE ENTIRE RISK AS TO THE QUALITY AND PERFORMANCE OF THE PROGRAM IS WITH YOU. SHOULD THE PROGRAM PROVE DEFECTIVE, YOU ASSUME THE COST OF ALL NECESSARY SERVICING, REPAIR OR CORRECTION.

#### 16. Limitation of Liability.

IN NO EVENT UNLESS REQUIRED BY APPLICABLE LAW OR AGREED TO IN WRITING WILL ANY COPYRIGHT HOLDER, OR ANY OTHER PARTY WHO MODIFIES AND/OR CONVEYS THE PROGRAM AS PERMITTED ABOVE, BE LIABLE TO YOU FOR DAMAGES, INCLUDING ANY GENERAL, SPECIAL, INCIDENTAL OR CONSEQUENTIAL DAMAGES ARISING OUT OF THE USE OR INABILITY TO USE THE PROGRAM (INCLUDING BUT NOT LIMITED TO LOSS OF DATA OR DATA BEING RENDERED INACCURATE OR LOSSES SUSTAINED BY YOU OR THIRD PARTIES OR A FAILURE OF THE PROGRAM TO OPERATE WITH ANY OTHER PROGRAMS), EVEN IF SUCH HOLDER OR OTHER PARTY HAS BEEN ADVISED OF THE POSSIBILITY OF SUCH DAMAGES.

#### 17. Interpretation of Sections 15 and 16.

If the disclaimer of warranty and limitation of liability provided above cannot be given local legal effect according to their terms, reviewing courts shall apply local law that most closely approximates an absolute waiver of all civil liability in connection with the Program, unless a warranty or assumption of liability accompanies a copy of the Program in return for a fee.

END OF TERMS AND CONDITIONS

## 15.19 GNU Lesser General Public License

Version 3, 29 June 2007

Copyright © 2007 Free Software Foundation, Inc. <<http://fsf.org/>>

Everyone is permitted to copy and distribute verbatim copies of this license document, but changing it is not allowed.

This version of the GNU Lesser General Public License incorporates the terms and conditions of version 3 of the GNU General Public License, supplemented by the additional permissions listed below.

### 0. Additional Definitions.

As used herein, “this License” refers to version 3 of the GNU Lesser General Public License, and the “GNU GPL” refers to version 3 of the GNU General Public License.

“The Library” refers to a covered work governed by this License, other than an Application or a Combined Work as defined below.

An “Application” is any work that makes use of an interface provided by the Library, but which is not otherwise based on the Library. Defining a subclass of a class defined by the Library is deemed a mode of using an interface provided by the Library.

A “Combined Work” is a work produced by combining or linking an Application with the Library. The particular version of the Library with which the Combined Work was made is also called the “Linked Version”.

The “Minimal Corresponding Source” for a Combined Work means the Corresponding Source for the Combined Work, excluding any source code for portions of the Combined Work that, considered in isolation, are based on the Application, and not on the Linked Version.

The “Corresponding Application Code” for a Combined Work means the object code and/or source code for the Application, including any data and utility programs needed for reproducing the Combined Work from the Application, but excluding the System Libraries of the Combined Work.

### 1. Exception to Section 3 of the GNU GPL.

You may convey a covered work under sections 3 and 4 of this License without being bound by section 3 of the GNU GPL.

### 2. Conveying Modified Versions.

If you modify a copy of the Library, and, in your modifications, a facility refers to a function or data to be supplied by an Application that uses the facility (other than as an argument passed when the facility is invoked), then you may convey a copy of the modified version:

a) under this License, provided that you make a good faith effort to ensure that, in the event an Application does not supply the function or data, the facility still operates, and performs whatever part of its purpose remains meaningful, or

b) under the GNU GPL, with none of the additional permissions of this License applicable to that copy.

### 3. Object Code Incorporating Material from Library Header Files.

The object code form of an Application may incorporate material from a header file that is part of the Library. You may convey such object code under terms of your choice, provided that, if the incorporated material is not limited to numerical parameters, data structure layouts and accessors, or small macros, inline functions and templates (ten or fewer lines in length), you do both of the following:

a) Give prominent notice with each copy of the object code that the Library is used in it and that the Library and its use are covered by this License.

b) Accompany the object code with a copy of the GNU GPL and this license document.

#### 4. Combined Works.

You may convey a Combined Work under terms of your choice that, taken together, effectively do not restrict modification of the portions of the Library contained in the Combined Work and reverse engineering for debugging such modifications, if you also do each of the following:

a) Give prominent notice with each copy of the Combined Work that the Library is used in it and that the Library and its use are covered by this License.

b) Accompany the Combined Work with a copy of the GNU GPL and this license document.

c) For a Combined Work that displays copyright notices during execution, include the copyright notice for the Library among these notices, as well as a reference directing the user to the copies of the GNU GPL and this license document.

d) Do one of the following:

0) Convey the Minimal Corresponding Source under the terms of this License, and the Corresponding Application Code in a form suitable for, and under terms that permit, the user to recombine or relink the Application with a modified version of the Linked Version to produce a modified Combined Work, in the manner specified by section 6 of the GNU GPL for conveying Corresponding Source.

1) Use a suitable shared library mechanism for linking with the Library. A suitable mechanism is one that (a) uses at run time a copy of the Library already present on the user's computer system, and (b) will operate properly with a modified version of the Library that is interface-compatible with the Linked Version.

e) Provide Installation Information, but only if you would otherwise be required to provide such information under section 6 of the GNU GPL, and only to the extent that such information is necessary to install and execute a modified version of the Combined Work produced by recombining or relinking the Application with a modified version of the Linked Version. (If you use option 4d0, the Installation Information must accompany the Minimal Corresponding Source and Corresponding Application Code. If you use option 4d1, you must provide the Installation Information in the manner specified by section 6 of the GNU GPL for conveying Corresponding Source.)

#### 5. Combined Libraries.

You may place library facilities that are a work based on the Library side by side in a single library together with other library facilities that are not Applications and are not covered by this License, and convey such a combined library under terms of your choice, if you do both of the following:

a) Accompany the combined library with a copy of the same work based on the Library, uncombined with any other library facilities, conveyed under the terms of this License.

b) Give prominent notice with the combined library that part of it is a work based on the Library, and explaining where to find the accompanying uncombined form of the same work.

#### 6. Revised Versions of the GNU Lesser General Public License.

The Free Software Foundation may publish revised and/or new versions of the GNU Lesser General Public License from time to time. Such new versions will be similar in spirit to the present version, but may differ in detail to address new problems or concerns.

Each version is given a distinguishing version number. If the Library as you received it specifies that a certain numbered version of the GNU Lesser General Public License “or any later version” applies to it, you have the option of following the terms and conditions either of that published version or of any later version published by the Free Software Foundation. If the Library as you received it does not specify a version number of the GNU Lesser General Public License, you may choose any version of the GNU Lesser General Public License ever published by the Free Software Foundation.

If the Library as you received it specifies that a proxy can decide whether future versions of the GNU Lesser General Public License shall apply, that proxy's public statement of acceptance of any version is permanent authorization for you to choose that version for the Library.

## 15.20 GPL License

### GNU GENERAL PUBLIC LICENSE

Version 1, February 1989

Copyright (C) 1989 Free Software Foundation, Inc. 51 Franklin St, Fifth Floor, Boston, MA 02110-1301 USA

Everyone is permitted to copy and distribute verbatim copies of this license document, but changing it is not allowed.

#### Preamble

The license agreements of most software companies try to keep users at the mercy of those companies. By contrast, our General Public License is intended to guarantee your freedom to share and change free software--to make sure the software is free for all its users. The General Public License applies to the Free Software Foundation's software and to any other program whose authors commit to using it. You can use it for your programs, too.

When we speak of free software, we are referring to freedom, not price. Specifically, the General Public License is designed to make sure that you have the freedom to give away or sell copies of free software, that you receive source code or can get it if you want it, that you can change the software or use pieces of it in new free programs; and that you know you can do these things.

To protect your rights, we need to make restrictions that forbid anyone to deny you these rights or to ask you to surrender the rights. These restrictions translate to certain responsibilities for you if you distribute copies of the software, or if you modify it.

For example, if you distribute copies of a such a program, whether gratis or for a fee, you must give the recipients all the rights that you have. You must make sure that they, too, receive or can get the source code. And you must tell them their rights.

We protect your rights with two steps: (1) copyright the software, and (2) offer you this license which gives you legal permission to copy, distribute and/or modify the software.

Also, for each author's protection and ours, we want to make certain that everyone understands that there is no warranty for this free software. If the software is modified by someone else and passed on, we want its recipients to know that what they have is not the original, so that any problems introduced by others will not reflect on the original authors' reputations.

The precise terms and conditions for copying, distribution and modification follow.

## GNU GENERAL PUBLIC LICENSE TERMS AND CONDITIONS FOR COPYING, DISTRIBUTION AND MODIFICATION

0. This License Agreement applies to any program or other work which contains a notice placed by the copyright holder saying it may be distributed under the terms of this General Public License. The "Program", below, refers to any such program or work, and a "work based on the Program" means either the Program or any work containing the Program or a portion of it, either verbatim or with modifications. Each licensee is addressed as "you".

1. You may copy and distribute verbatim copies of the Program's source code as you receive it, in any medium, provided that you conspicuously and appropriately publish on each copy an appropriate copyright notice and disclaimer of warranty; keep intact all the notices that refer to this General Public License and to the absence of any warranty; and give any other recipients of the Program a copy of this General Public License along with the Program. You may charge a fee for the physical act of transferring a copy.

2. You may modify your copy or copies of the Program or any portion of it, and copy and distribute such modifications under the terms of Paragraph 1 above, provided that you also do the following:

a) cause the modified files to carry prominent notices stating that you changed the files and the date of any change; and

b) cause the whole of any work that you distribute or publish, that in whole or in part contains the Program or any part thereof, either with or without modifications, to be licensed at no charge to all third parties under the terms of this General Public License (except that you may choose to grant warranty protection to some or all third parties, at your option).

c) If the modified program normally reads commands interactively when run, you must cause it, when started running for such interactive use in the simplest and most usual way, to print or display an announcement including an appropriate copyright notice and a notice that there is no warranty (or else, saying that you provide a warranty) and that users may redistribute the program under these conditions, and telling the user how to view a copy of this General Public License.

d) You may charge a fee for the physical act of transferring a copy, and you may at your option offer warranty protection in exchange for a fee.

Mere aggregation of another independent work with the Program (or its derivative) on a volume of a storage or distribution medium does not bring the other work under the scope of these terms.

3. You may copy and distribute the Program (or a portion or derivative of it, under Paragraph 2) in object code or executable form under the terms of Paragraphs 1 and 2 above provided that you also do one of the following:

a) accompany it with the complete corresponding machine-readable source code, which must be distributed under the terms of Paragraphs 1 and 2 above; or,

b) accompany it with a written offer, valid for at least three years, to give any third party free (except for a nominal charge for the cost of distribution) a complete machine-readable copy of the corresponding source code, to be distributed under the terms of Paragraphs 1 and 2 above; or,

c) accompany it with the information you received as to where the corresponding source code may be obtained. (This alternative is allowed only for noncommercial distribution and only if you received the program in object code or executable form alone.)

Source code for a work means the preferred form of the work for making modifications to it. For an executable file, complete source code means all the source code for all modules it contains; but, as a special exception, it need not include source code for modules which are standard libraries that accompany the operating system on which the executable file runs, or for standard header files or definitions files that accompany that operating system.

4. You may not copy, modify, sublicense, distribute or transfer the Program except as expressly provided under this General Public License. Any attempt otherwise to copy, modify, sublicense, distribute or transfer the Program is void, and will automatically terminate your rights to use the Program under this License. However, parties who have received copies, or rights to use copies, from you under this General Public License will not have their licenses terminated so long as such parties remain in full compliance.

5. By copying, distributing or modifying the Program (or any work based on the Program) you indicate your acceptance of this license to do so, and all its terms and conditions.

6. Each time you redistribute the Program (or any work based on the Program), the recipient automatically receives a license from the original licensor to copy, distribute or modify the Program subject to these terms and conditions. You may not impose any further restrictions on the recipients' exercise of the rights granted herein.

7. The Free Software Foundation may publish revised and/or new versions of the General Public License from time to time. Such new versions will be similar in spirit to the present version, but may differ in detail to address new problems or concerns.

Each version is given a distinguishing version number. If the Program specifies a version number of the license which applies to it and "any later version", you have the option of following the terms and conditions either of that version or of any later version published by the Free Software Foundation. If the Program does not specify a version number of the license, you may choose any version ever published by the Free Software Foundation.

8. If you wish to incorporate parts of the Program into other free programs whose distribution conditions are different, write to the author to ask for permission. For software which is copyrighted by the Free Software Foundation, write to the Free Software Foundation; we sometimes make exceptions for this. Our decision will be guided by the two goals of preserving the free status of all derivatives of our free software and of promoting the sharing and reuse of software generally.

### NO WARRANTY

9. BECAUSE THE PROGRAM IS LICENSED FREE OF CHARGE, THERE IS NO WARRANTY FOR THE PROGRAM, TO THE EXTENT PERMITTED BY APPLICABLE LAW. EXCEPT WHEN OTHERWISE STATED IN WRITING THE COPYRIGHT HOLDERS AND/OR OTHER PARTIES PROVIDE THE PROGRAM "AS IS" WITHOUT WARRANTY OF ANY KIND, EITHER EXPRESSED OR IMPLIED, INCLUDING, BUT NOT LIMITED TO, THE IMPLIED WARRANTIES OF MERCHANTABILITY AND FITNESS FOR A PARTICULAR PURPOSE. THE ENTIRE RISK AS TO THE QUALITY AND PERFORMANCE OF THE PROGRAM IS WITH YOU. SHOULD THE PROGRAM PROVE DEFECTIVE, YOU ASSUME THE COST OF ALL NECESSARY SERVICING, REPAIR OR CORRECTION.

10. IN NO EVENT UNLESS REQUIRED BY APPLICABLE LAW OR AGREED TO IN WRITING WILL ANY COPYRIGHT HOLDER, OR ANY OTHER PARTY WHO MAY MODIFY AND/OR REDISTRIBUTE THE PROGRAM AS PERMITTED ABOVE, BE LIABLE TO YOU FOR DAMAGES, INCLUDING ANY GENERAL, SPECIAL, INCIDENTAL OR CONSEQUENTIAL DAMAGES ARISING OUT OF THE USE OR INABILITY TO USE THE PROGRAM (INCLUDING BUT NOT LIMITED TO LOSS OF DATA OR DATA BEING RENDERED INACCURATE OR LOSSES SUSTAINED BY YOU OR THIRD PARTIES OR A FAILURE OF THE PROGRAM TO OPERATE WITH ANY OTHER PROGRAMS), EVEN IF SUCH HOLDER OR OTHER PARTY HAS BEEN ADVISED OF THE POSSIBILITY OF SUCH DAMAGES.

## END OF TERMS AND CONDITIONS

### Appendix: How to Apply These Terms to Your New Programs

If you develop a new program, and you want it to be of the greatest possible use to humanity, the best way to achieve this is to make it free software which everyone can redistribute and change under these terms.

To do so, attach the following notices to the program. It is safest to attach them to the start of each source file to most effectively convey the exclusion of warranty; and each file should have at least the "copyright" line and a pointer to where the full notice is found.

<one line to give the program's name and a brief idea of what it does.> Copyright (C) 19yy <name of author>

This program is free software; you can redistribute it and/or modify it under the terms of the GNU General Public License as published by the Free Software Foundation; either version 1, or (at your option) any later version.

This program is distributed in the hope that it will be useful, but WITHOUT ANY WARRANTY; without even the implied warranty of MERCHANTABILITY or FITNESS FOR A PARTICULAR PURPOSE. See the GNU General Public License for more details.

You should have received a copy of the GNU General Public License along with this program; if not, write to the Free Software Foundation, Inc., 675 Mass Ave, Cambridge, MA 02139, USA.

Also add information on how to contact you by electronic and paper mail.

If the program is interactive, make it output a short notice like this when it starts in an interactive mode:

Gnomovision version 69, Copyright (C) 19xx name of author Gnomovision comes with ABSOLUTELY NO WARRANTY; for details type `show w'. This is free software, and you are welcome to redistribute it under certain conditions; type `show c' for details.

The hypothetical commands `show w' and `show c' should show the appropriate parts of the General Public License. Of course, the commands you use may be called something other than `show w' and `show c'; they could even be mouse-clicks or menu items--whatever suits your program.

You should also get your employer (if you work as a programmer) or your school, if any, to sign a "copyright disclaimer" for the program, if necessary. Here a sample; alter the names:

Yoyodyne, Inc., hereby disclaims all copyright interest in the program `Gnomovision' (a program to direct compilers to make passes at assemblers) written by James Hacker.

<signature of Ty Coon>, 1 April 1989 Ty Coon, President of Vice

## 15.21 GPL 2.0 License

GNU GENERAL PUBLIC LICENSE

Version 2, June 1991

Copyright (C) 1989, 1991 Free Software Foundation, Inc.

51 Franklin Street, Fifth Floor, Boston, MA 02110-1301, USA

Everyone is permitted to copy and distribute verbatim copies of this license document, but changing it is not allowed.

Preamble

The licenses for most software are designed to take away your freedom to share and change it. By contrast, the GNU General Public License is intended to guarantee your freedom to share and change free software--to make sure the software is free for all its users. This General Public License applies to most of the Free Software Foundation's software and to any other program whose authors commit to using it. (Some other Free Software Foundation software is covered by the GNU Lesser General Public License instead.) You can apply it to your programs, too.

When we speak of free software, we are referring to freedom, not price. Our General Public Licenses are designed to make sure that you have the freedom to distribute copies of free software (and charge for this service if you wish), that you receive source code or can get it if you want it, that you can change the software or use pieces of it in new free programs; and that you know you can do these things.

To protect your rights, we need to make restrictions that forbid anyone to deny you these rights or to ask you to surrender the rights. These restrictions translate to certain responsibilities for you if you distribute copies of the software, or if you modify it.

For example, if you distribute copies of such a program, whether gratis or for a fee, you must give the recipients all the rights that you have. You must make sure that they, too, receive or can get the source code. And you must show them these terms so they know their rights.

We protect your rights with two steps: (1) copyright the software, and (2) offer you this license which gives you legal permission to copy, distribute and/or modify the software.

Also, for each author's protection and ours, we want to make certain that everyone understands that there is no warranty for this free software. If the software is modified by someone else and passed on, we want its recipients to know that what they have is not the original, so that any problems introduced by others will not reflect on the original authors' reputations.

Finally, any free program is threatened constantly by software patents. We wish to avoid the danger that redistributors of a free program will individually obtain patent licenses, in effect making the program proprietary. To prevent this, we have made it clear that any patent must be licensed for everyone's free use or not licensed at all.

The precise terms and conditions for copying, distribution and modification follow.

## TERMS AND CONDITIONS FOR COPYING, DISTRIBUTION AND MODIFICATION

0. This License applies to any program or other work which contains a notice placed by the copyright holder saying it may be distributed under the terms of this General Public License. The "Program", below, refers to any such program or work, and a "work based on the Program" means either the Program or any derivative work under copyright law: that is to say, a work containing the Program or a portion of it, either verbatim or with modifications and/or translated into another language. (Hereinafter, translation is included without limitation in the term "modification".) Each licensee is addressed as "you".

Activities other than copying, distribution and modification are not covered by this License; they are outside its scope. The act of running the Program is not restricted, and the output from the Program is covered only if its contents constitute a work based on the Program (independent of having been made by running the Program). Whether that is true depends on what the Program does.

1. You may copy and distribute verbatim copies of the Program's source code as you receive it, in any medium, provided that you conspicuously and appropriately publish on each copy an appropriate copyright notice and disclaimer of warranty; keep intact all the notices that refer to this License and to the absence of any warranty; and give any other recipients of the Program a copy of this License along with the Program.

You may charge a fee for the physical act of transferring a copy, and you may at your option offer warranty protection in exchange for a fee.

2. You may modify your copy or copies of the Program or any portion of it, thus forming a work based on the Program, and copy and distribute such modifications or work under the terms of Section 1 above, provided that you also meet all of these conditions:

a) You must cause the modified files to carry prominent notices stating that you changed the files and the date of any change.

b) You must cause any work that you distribute or publish, that in whole or in part contains or is derived from the Program or any part thereof, to be licensed as a whole at no charge to all third parties under the terms of this License.

c) If the modified program normally reads commands interactively when run, you must cause it, when started running for such interactive use in the most ordinary way, to print or display an announcement including an appropriate copyright notice and a notice that there is no warranty (or else, saying that you provide a warranty) and that users may redistribute the program under these conditions, and telling the user how to view a copy of this License. (Exception: if the Program itself is interactive but does not normally print such an announcement, your work based on the Program is not required to print an announcement.)

These requirements apply to the modified work as a whole. If identifiable sections of that work are not derived from the Program, and can be reasonably considered independent and separate works in themselves, then this License, and its terms, do not apply to those sections when you distribute them as separate works. But when you distribute the same sections as part of a whole which is a work based on the Program, the distribution of the whole must be on the terms of this License, whose permissions for other licensees extend to the entire whole, and thus to each and every part regardless of who wrote it.

Thus, it is not the intent of this section to claim rights or contest your rights to work written entirely by you; rather, the intent is to exercise the right to control the distribution of derivative or collective works based on the Program.

In addition, mere aggregation of another work not based on the Program with the Program (or with a work based on the Program) on a volume of a storage or distribution medium does not bring the other work under the scope of this License.

3. You may copy and distribute the Program (or a work based on it, under Section 2) in object code or executable form under the terms of Sections 1 and 2 above provided that you also do one of the following:

a) Accompany it with the complete corresponding machine-readable source code, which must be distributed under the terms of Sections 1 and 2 above on a medium customarily used for software interchange; or,

b) Accompany it with a written offer, valid for at least three years, to give any third party, for a charge no more than your cost of physically performing source distribution, a complete machine-readable copy of the corresponding source code, to be distributed under the terms of Sections 1 and 2 above on a medium customarily used for software interchange; or,

c) Accompany it with the information you received as to the offer to distribute corresponding source code. (This alternative is allowed only for noncommercial distribution and only if you received the program in object code or executable form with such an offer, in accord with Subsection b above.)

The source code for a work means the preferred form of the work for making modifications to it. For an executable work, complete source code means all the source code for all modules it contains, plus any associated interface definition files, plus the scripts used to control compilation and installation of the executable. However, as a special exception, the source code distributed need not include anything that is normally distributed (in either source or binary form) with the major components (compiler, kernel, and so on) of the operating system on which the executable runs, unless that component itself accompanies the executable.

If distribution of executable or object code is made by offering access to copy from a designated place, then offering equivalent access to copy the source code from the same place counts as distribution of the source code, even though third parties are not compelled to copy the source along with the object code.

4. You may not copy, modify, sublicense, or distribute the Program except as expressly provided under this License. Any attempt otherwise to copy, modify, sublicense or distribute the Program is void, and will automatically terminate your rights under this License. However, parties who have received copies, or rights, from you under this License will not have their licenses terminated so long as such parties remain in full compliance.

5. You are not required to accept this License, since you have not signed it. However, nothing else grants you permission to modify or distribute the Program or its derivative works. These actions are prohibited by law if you do not accept this License. Therefore, by modifying or distributing the Program (or any work based on the Program), you indicate your acceptance of this License to do so, and all its terms and conditions for copying, distributing or modifying the Program or works based on it.

6. Each time you redistribute the Program (or any work based on the Program), the recipient automatically receives a license from the original licensor to copy, distribute or modify the Program subject to these terms and conditions. You may not impose any further restrictions on the recipients' exercise of the rights granted herein. You are not responsible for enforcing compliance by third parties to this License.

7. If, as a consequence of a court judgment or allegation of patent infringement or for any other reason (not limited to patent issues), conditions are imposed on you (whether by court order, agreement or otherwise) that contradict the conditions of this License, they do not excuse you from the conditions of this License. If you cannot distribute so as to satisfy simultaneously your obligations under this License and any other pertinent obligations, then as a consequence you may not distribute the Program at all. For example, if a

patent license would not permit royalty-free redistribution of the Program by all those who receive copies directly or indirectly through you, then the only way you could satisfy both it and this License would be to refrain entirely from distribution of the Program.

If any portion of this section is held invalid or unenforceable under any particular circumstance, the balance of the section is intended to apply and the section as a whole is intended to apply in other circumstances.

It is not the purpose of this section to induce you to infringe any patents or other property right claims or to contest validity of any such claims; this section has the sole purpose of protecting the integrity of the free software distribution system, which is implemented by public license practices. Many people have made generous contributions to the wide range of software distributed through that system in reliance on consistent application of that system; it is up to the author/donor to decide if he or she is willing to distribute software through any other system and a licensee cannot impose that choice.

This section is intended to make thoroughly clear what is believed to be a consequence of the rest of this License.

8. If the distribution and/or use of the Program is restricted in certain countries either by patents or by copyrighted interfaces, the original copyright holder who places the Program under this License may add an explicit geographical distribution limitation excluding those countries, so that distribution is permitted only in or among countries not thus excluded. In such case, this License incorporates the limitation as if written in the body of this License.

9. The Free Software Foundation may publish revised and/or new versions of the General Public License from time to time. Such new versions will be similar in spirit to the present version, but may differ in detail to address new problems or concerns.

Each version is given a distinguishing version number. If the Program specifies a version number of this License which applies to it and "any later version", you have the option of following the terms and conditions either of that version or of any later version published by the Free Software Foundation. If the Program does not specify a version number of this License, you may choose any version ever published by the Free Software Foundation.

10. If you wish to incorporate parts of the Program into other free programs whose distribution conditions are different, write to the author to ask for permission. For software which is copyrighted by the Free Software Foundation, write to the Free Software Foundation; we sometimes make exceptions for this. Our decision will be guided by the two goals of preserving the free status of all derivatives of our free software and of promoting the sharing and reuse of software generally.

## NO WARRANTY

11. BECAUSE THE PROGRAM IS LICENSED FREE OF CHARGE, THERE IS NO WARRANTY FOR THE PROGRAM, TO THE EXTENT PERMITTED BY APPLICABLE LAW. EXCEPT WHEN OTHERWISE STATED IN WRITING THE COPYRIGHT HOLDERS AND/OR OTHER PARTIES PROVIDE THE PROGRAM "AS IS" WITHOUT WARRANTY OF ANY KIND, EITHER EXPRESSED OR IMPLIED, INCLUDING, BUT NOT LIMITED TO, THE IMPLIED WARRANTIES OF MERCHANTABILITY AND FITNESS FOR A PARTICULAR PURPOSE. THE ENTIRE RISK AS TO THE QUALITY AND PERFORMANCE OF THE PROGRAM IS WITH YOU. SHOULD THE PROGRAM PROVE DEFECTIVE, YOU ASSUME THE COST OF ALL NECESSARY SERVICING, REPAIR OR CORRECTION.

12. IN NO EVENT UNLESS REQUIRED BY APPLICABLE LAW OR AGREED TO IN WRITING WILL ANY COPYRIGHT HOLDER, OR ANY OTHER PARTY WHO MAY MODIFY AND/OR REDISTRIBUTE THE PROGRAM AS PERMITTED ABOVE, BE LIABLE TO YOU FOR DAMAGES, INCLUDING ANY GENERAL, SPECIAL, INCIDENTAL OR CONSEQUENTIAL DAMAGES ARISING OUT OF THE USE

OR INABILITY TO USE THE PROGRAM (INCLUDING BUT NOT LIMITED TO LOSS OF DATA OR DATA BEING RENDERED INACCURATE OR LOSSES SUSTAINED BY YOU OR THIRD PARTIES OR A FAILURE OF THE PROGRAM TO OPERATE WITH ANY OTHER PROGRAMS), EVEN IF SUCH HOLDER OR OTHER PARTY HAS BEEN ADVISED OF THE POSSIBILITY OF SUCH DAMAGES.

### END OF TERMS AND CONDITIONS

#### How to Apply These Terms to Your New Programs

If you develop a new program, and you want it to be of the greatest possible use to the public, the best way to achieve this is to make it free software which everyone can redistribute and change under these terms.

To do so, attach the following notices to the program. It is safest to attach them to the start of each source file to most effectively convey the exclusion of warranty; and each file should have at least the "copyright" line and a pointer to where the full notice is found.

one line to give the program's name and an idea of what it does. Copyright (C) yyyy name of author

This program is free software; you can redistribute it and/or modify it under the terms of the GNU General Public License as published by the Free Software Foundation; either version 2 of the License, or (at your option) any later version.

This program is distributed in the hope that it will be useful, but WITHOUT ANY WARRANTY; without even the implied warranty of MERCHANTABILITY or FITNESS FOR A PARTICULAR PURPOSE. See the GNU General Public License for more details.

You should have received a copy of the GNU General Public License along with this program; if not, write to the Free Software Foundation, Inc., 51 Franklin Street, Fifth Floor, Boston, MA 02110-1301, USA. Also add information on how to contact you by electronic and paper mail.

If the program is interactive, make it output a short notice like this when it starts in an interactive mode:

Gnomovision version 69, Copyright (C) year name of author Gnomovision comes with ABSOLUTELY NO WARRANTY; for details type `show w'. This is free software, and you are welcome to redistribute it under certain conditions; type `show c' for details.

The hypothetical commands `show w' and `show c' should show the appropriate parts of the General Public License. Of course, the commands you use may be called something other than `show w' and `show c'; they could even be mouse-clicks or menu items--whatever suits your program.

You should also get your employer (if you work as a programmer) or your school, if any, to sign a "copyright disclaimer" for the program, if necessary. Here is a sample; alter the names:

Yoyodyne, Inc., hereby disclaims all copyright interest in the program `Gnomovision' (which makes passes at compilers) written by James Hacker.

signature of Ty Coon, 1 April 1989 Ty Coon, President of Vice

## 15.22 GPL 3.0 License

### GNU GENERAL PUBLIC LICENSE

Version 3, 29 June 2007

Copyright (C) 2007 Free Software Foundation, Inc. <<https://fsf.org/>> Everyone is permitted to copy and distribute verbatim copies of this license document, but changing it is not allowed.

#### Preamble

The GNU General Public License is a free, copyleft license for software and other kinds of works.

The licenses for most software and other practical works are designed to take away your freedom to share and change the works. By contrast, the GNU General Public License is intended to guarantee your freedom to share and change all versions of a program--to make sure it remains free software for all its users. We, the Free Software Foundation, use the GNU General Public License for most of our software; it applies also to any other work released this way by its authors. You can apply it to your programs, too.

When we speak of free software, we are referring to freedom, not price. Our General Public Licenses are designed to make sure that you have the freedom to distribute copies of free software (and charge for them if you wish), that you receive source code or can get it if you want it, that you can change the software or use pieces of it in new free programs, and that you know you can do these things.

To protect your rights, we need to prevent others from denying you these rights or asking you to surrender the rights. Therefore, you have certain responsibilities if you distribute copies of the software, or if you modify it: responsibilities to respect the freedom of others.

For example, if you distribute copies of such a program, whether gratis or for a fee, you must pass on to the recipients the same freedoms that you received. You must make sure that they, too, receive or can get the source code. And you must show them these terms so they know their rights.

Developers that use the GNU GPL protect your rights with two steps: (1) assert copyright on the software, and (2) offer you this License giving you legal permission to copy, distribute and/or modify it.

For the developers' and authors' protection, the GPL clearly explains that there is no warranty for this free software. For both users' and authors' sake, the GPL requires that modified versions be marked as changed, so that their problems will not be attributed erroneously to authors of previous versions.

Some devices are designed to deny users access to install or run modified versions of the software inside them, although the manufacturer can do so. This is fundamentally incompatible with the aim of protecting users' freedom to change the software. The systematic pattern of such abuse occurs in the area of products for individuals to use, which is precisely where it is most unacceptable. Therefore, we have designed this version of the GPL to prohibit the practice for those products. If such problems arise substantially in other domains, we stand ready to extend this provision to those domains in future versions of the GPL, as needed to protect the freedom of users.

Finally, every program is threatened constantly by software patents. States should not allow patents to restrict development and use of software on general-purpose computers, but in those that do, we wish to avoid the special danger that patents applied to a free program could make it effectively proprietary. To prevent this, the GPL assures that patents cannot be used to render the program non-free.

The precise terms and conditions for copying, distribution and modification follow.

### TERMS AND CONDITIONS

#### 0. Definitions.

"This License" refers to version 3 of the GNU General Public License.

"Copyright" also means copyright-like laws that apply to other kinds of works, such as semiconductor masks.

"The Program" refers to any copyrightable work licensed under this License. Each licensee is addressed as "you". "Licensees" and "recipients" may be individuals or organizations.

To "modify" a work means to copy from or adapt all or part of the work in a fashion requiring copyright permission, other than the making of an exact copy. The resulting work is called a "modified version" of the earlier work or a work "based on" the earlier work.

A "covered work" means either the unmodified Program or a work based on the Program.

To "propagate" a work means to do anything with it that, without permission, would make you directly or secondarily liable for infringement under applicable copyright law, except executing it on a computer or modifying a private copy. Propagation includes copying, distribution (with or without modification), making available to the public, and in some countries other activities as well.

To "convey" a work means any kind of propagation that enables other parties to make or receive copies. Mere interaction with a user through a computer network, with no transfer of a copy, is not conveying.

An interactive user interface displays "Appropriate Legal Notices" to the extent that it includes a convenient and prominently visible feature that (1) displays an appropriate copyright notice, and (2) tells the user that there is no warranty for the work (except to the extent that warranties are provided), that licensees may convey the work under this License, and how to view a copy of this License. If the interface presents a list of user commands or options, such as a menu, a prominent item in the list meets this criterion.

#### 1. Source Code.

The "source code" for a work means the preferred form of the work for making modifications to it. "Object code" means any non-source form of a work.

A "Standard Interface" means an interface that either is an official standard defined by a recognized standards body, or, in the case of interfaces specified for a particular programming language, one that is widely used among developers working in that language.

The "System Libraries" of an executable work include anything, other than the work as a whole, that (a) is included in the normal form of packaging a Major Component, but which is not part of that Major Component, and (b) serves only to enable use of the work with that Major Component, or to implement a Standard Interface for which an implementation is available to the public in source code form. A "Major Component", in this context, means a major essential component (kernel, window system, and so on) of the specific operating system (if any) on which the executable work runs, or a compiler used to produce the work, or an object code interpreter used to run it.

The "Corresponding Source" for a work in object code form means all the source code needed to generate, install, and (for an executable work) run the object code and to modify the work, including scripts to control those activities. However, it does not include the work's System Libraries, or general-purpose tools or generally available free programs which are used unmodified in performing those activities but which are not part of the work. For example, Corresponding Source includes interface definition files associated with source files for the work, and the source code for shared libraries and dynamically linked subprograms that the work is specifically designed to require, such as by intimate data communication or control flow between those subprograms and other parts of the work.

The Corresponding Source need not include anything that users can regenerate automatically from other parts of the Corresponding Source.

The Corresponding Source for a work in source code form is that same work.

## 2. Basic Permissions.

All rights granted under this License are granted for the term of copyright on the Program, and are irrevocable provided the stated conditions are met. This License explicitly affirms your unlimited permission to run the unmodified Program. The output from running a covered work is covered by this License only if the output, given its content, constitutes a covered work. This License acknowledges your rights of fair use or other equivalent, as provided by copyright law.

You may make, run and propagate covered works that you do not convey, without conditions so long as your license otherwise remains in force. You may convey covered works to others for the sole purpose of having them make modifications exclusively for you, or provide you with facilities for running those works, provided that you comply with the terms of this License in conveying all material for which you do not control copyright. Those thus making or running the covered works for you must do so exclusively on your behalf, under your direction and control, on terms that prohibit them from making any copies of your copyrighted material outside their relationship with you.

Conveying under any other circumstances is permitted solely under the conditions stated below. Sublicensing is not allowed; section 10 makes it unnecessary.

## 3. Protecting Users' Legal Rights From Anti-Circumvention Law.

No covered work shall be deemed part of an effective technological measure under any applicable law fulfilling obligations under article 11 of the WIPO copyright treaty adopted on 20 December 1996, or similar laws prohibiting or restricting circumvention of such measures.

When you convey a covered work, you waive any legal power to forbid circumvention of technological measures to the extent such circumvention is effected by exercising rights under this License with respect to the covered work, and you disclaim any intention to limit operation or modification of the work as a means of enforcing, against the work's users, your or third parties' legal rights to forbid circumvention of technological measures.

## 4. Conveying Verbatim Copies.

You may convey verbatim copies of the Program's source code as you receive it, in any medium, provided that you conspicuously and appropriately publish on each copy an appropriate copyright notice; keep intact all notices stating that this License and any non-permissive terms added in accord with section 7 apply to the code; keep intact all notices of the absence of any warranty; and give all recipients a copy of this License along with the Program.

You may charge any price or no price for each copy that you convey, and you may offer support or warranty protection for a fee.

### 5. Conveying Modified Source Versions.

You may convey a work based on the Program, or the modifications to produce it from the Program, in the form of source code under the terms of section 4, provided that you also meet all of these conditions:

- a) The work must carry prominent notices stating that you modified it, and giving a relevant date.
- b) The work must carry prominent notices stating that it is released under this License and any conditions added under section

7. This requirement modifies the requirement in section 4 to "keep intact all notices".

- c) You must license the entire work, as a whole, under this License to anyone who comes into possession of a copy. This License will therefore apply, along with any applicable section 7 additional terms, to the whole of the work, and all its parts, regardless of how they are packaged. This License gives no permission to license the work in any other way, but it does not invalidate such permission if you have separately received it.

- d) If the work has interactive user interfaces, each must display Appropriate Legal Notices; however, if the Program has interactive interfaces that do not display Appropriate Legal Notices, your work need not make them do so.

A compilation of a covered work with other separate and independent works, which are not by their nature extensions of the covered work, and which are not combined with it such as to form a larger program, in or on a volume of a storage or distribution medium, is called an "aggregate" if the compilation and its resulting copyright are not used to limit the access or legal rights of the compilation's users beyond what the individual works permit. Inclusion of a covered work in an aggregate does not cause this License to apply to the other parts of the aggregate.

### 6. Conveying Non-Source Forms.

You may convey a covered work in object code form under the terms of sections 4 and 5, provided that you also convey the machine-readable Corresponding Source under the terms of this License, in one of these ways:

- a) Convey the object code in, or embodied in, a physical product (including a physical distribution medium), accompanied by the Corresponding Source fixed on a durable physical medium customarily used for software interchange.

- b) Convey the object code in, or embodied in, a physical product (including a physical distribution medium), accompanied by a written offer, valid for at least three years and valid for as long as you offer spare parts or customer support for that product model, to give anyone who possesses the object code either (1) a copy of the Corresponding Source for all the software in the product that is covered by this License, on a durable physical medium customarily used for software interchange, for a price no more than your reasonable cost of physically performing this conveying of source, or (2) access to copy the Corresponding Source from a network server at no charge.

- c) Convey individual copies of the object code with a copy of the written offer to provide the Corresponding Source. This alternative is allowed only occasionally and noncommercially, and only if you received the object code with such an offer, in accord with subsection 6b.

d) Convey the object code by offering access from a designated place (gratis or for a charge), and offer equivalent access to the Corresponding Source in the same way through the same place at no further charge. You need not require recipients to copy the Corresponding Source along with the object code. If the place to copy the object code is a network server, the Corresponding Source may be on a different server (operated by you or a third party) that supports equivalent copying facilities, provided you maintain clear directions next to the object code saying where to find the Corresponding Source. Regardless of what server hosts the Corresponding Source, you remain obligated to ensure that it is available for as long as needed to satisfy these requirements.

e) Convey the object code using peer-to-peer transmission, provided you inform other peers where the object code and Corresponding Source of the work are being offered to the general public at no charge under subsection 6d.

A separable portion of the object code, whose source code is excluded from the Corresponding Source as a System Library, need not be included in conveying the object code work.

A "User Product" is either (1) a "consumer product", which means any tangible personal property which is normally used for personal, family, or household purposes, or (2) anything designed or sold for incorporation into a dwelling. In determining whether a product is a consumer product, doubtful cases shall be resolved in favor of coverage. For a particular product received by a particular user, "normally used" refers to a typical or common use of that class of product, regardless of the status of the particular user or of the way in which the particular user actually uses, or expects or is expected to use, the product. A product is a consumer product regardless of whether the product has substantial commercial, industrial or non-consumer uses, unless such uses represent the only significant mode of use of the product.

"Installation Information" for a User Product means any methods, procedures, authorization keys, or other information required to install and execute modified versions of a covered work in that User Product from a modified version of its Corresponding Source. The information must suffice to ensure that the continued functioning of the modified object code is in no case prevented or interfered with solely because modification has been made.

If you convey an object code work under this section in, or with, or specifically for use in, a User Product, and the conveying occurs as part of a transaction in which the right of possession and use of the User Product is transferred to the recipient in perpetuity or for a fixed term (regardless of how the transaction is characterized), the Corresponding Source conveyed under this section must be accompanied by the Installation Information. But this requirement does not apply if neither you nor any third party retains the ability to install modified object code on the User Product (for example, the work has been installed in ROM).

The requirement to provide Installation Information does not include a requirement to continue to provide support service, warranty, or updates for a work that has been modified or installed by the recipient, or for the User Product in which it has been modified or installed. Access to a network may be denied when the modification itself materially and adversely affects the operation of the network or violates the rules and protocols for communication across the network.

Corresponding Source conveyed, and Installation Information provided, in accord with this section must be in a format that is publicly documented (and with an implementation available to the public in source code form), and must require no special password or key for unpacking, reading or copying.

## 7. Additional Terms.

"Additional permissions" are terms that supplement the terms of this License by making exceptions from one or more of its conditions. Additional permissions that are applicable to the entire Program shall be treated as though they were included in this License, to the extent that they are valid under applicable law.

If additional permissions apply only to part of the Program, that part may be used separately under those permissions, but the entire Program remains governed by this License without regard to the additional permissions.

When you convey a copy of a covered work, you may at your option remove any additional permissions from that copy, or from any part of it. (Additional permissions may be written to require their own removal in certain cases when you modify the work.) You may place additional permissions on material, added by you to a covered work, for which you have or can give appropriate copyright permission.

Notwithstanding any other provision of this License, for material you add to a covered work, you may (if authorized by the copyright holders of that material) supplement the terms of this License with terms:

- a) Disclaiming warranty or limiting liability differently from the terms of sections 15 and 16 of this License; or
- b) Requiring preservation of specified reasonable legal notices or author attributions in that material or in the Appropriate Legal Notices displayed by works containing it; or
- c) Prohibiting misrepresentation of the origin of that material, or requiring that modified versions of such material be marked in reasonable ways as different from the original version; or
- d) Limiting the use for publicity purposes of names of licensors or authors of the material; or
- e) Declining to grant rights under trademark law for use of some trade names, trademarks, or service marks; or
- f) Requiring indemnification of licensors and authors of that material by anyone who conveys the material (or modified versions of it) with contractual assumptions of liability to the recipient, for any liability that these contractual assumptions directly impose on those licensors and authors.

All other non-permissive additional terms are considered "further restrictions" within the meaning of section 10. If the Program as you received it, or any part of it, contains a notice stating that it is governed by this License along with a term that is a further restriction, you may remove that term. If a license document contains a further restriction but permits relicensing or conveying under this License, you may add to a covered work material governed by the terms of that license document, provided that the further restriction does not survive such relicensing or conveying.

If you add terms to a covered work in accord with this section, you must place, in the relevant source files, a statement of the additional terms that apply to those files, or a notice indicating where to find the applicable terms.

Additional terms, permissive or non-permissive, may be stated in the form of a separately written license, or stated as exceptions; the above requirements apply either way.

### 8. Termination.

You may not propagate or modify a covered work except as expressly provided under this License. Any attempt otherwise to propagate or modify it is void, and will automatically terminate your rights under this License (including any patent licenses granted under the third paragraph of section 11).

However, if you cease all violation of this License, then your license from a particular copyright holder is reinstated (a) provisionally, unless and until the copyright holder explicitly and finally terminates your

license, and (b) permanently, if the copyright holder fails to notify you of the violation by some reasonable means prior to 60 days after the cessation.

Moreover, your license from a particular copyright holder is reinstated permanently if the copyright holder notifies you of the violation by some reasonable means, this is the first time you have received notice of violation of this License (for any work) from that copyright holder, and you cure the violation prior to 30 days after your receipt of the notice.

Termination of your rights under this section does not terminate the licenses of parties who have received copies or rights from you under this License. If your rights have been terminated and not permanently reinstated, you do not qualify to receive new licenses for the same material under section 10.

#### 9. Acceptance Not Required for Having Copies.

You are not required to accept this License in order to receive or run a copy of the Program. Ancillary propagation of a covered work occurring solely as a consequence of using peer-to-peer transmission to receive a copy likewise does not require acceptance. However, nothing other than this License grants you permission to propagate or modify any covered work. These actions infringe copyright if you do not accept this License. Therefore, by modifying or propagating a covered work, you indicate your acceptance of this License to do so.

#### 10. Automatic Licensing of Downstream Recipients.

Each time you convey a covered work, the recipient automatically receives a license from the original licensors, to run, modify and propagate that work, subject to this License. You are not responsible for enforcing compliance by third parties with this License.

An "entity transaction" is a transaction transferring control of an organization, or substantially all assets of one, or subdividing an organization, or merging organizations. If propagation of a covered work results from an entity transaction, each party to that transaction who receives a copy of the work also receives whatever licenses to the work the party's predecessor in interest had or could give under the previous paragraph, plus a right to possession of the Corresponding Source of the work from the predecessor in interest, if the predecessor has it or can get it with reasonable efforts.

You may not impose any further restrictions on the exercise of the rights granted or affirmed under this License. For example, you may not impose a license fee, royalty, or other charge for exercise of rights granted under this License, and you may not initiate litigation (including a cross-claim or counterclaim in a lawsuit) alleging that any patent claim is infringed by making, using, selling, offering for sale, or importing the Program or any portion of it.

#### 11. Patents.

A "contributor" is a copyright holder who authorizes use under this License of the Program or a work on which the Program is based. The work thus licensed is called the contributor's "contributor version".

A contributor's "essential patent claims" are all patent claims owned or controlled by the contributor, whether already acquired or hereafter acquired, that would be infringed by some manner, permitted by this License, of making, using, or selling its contributor version, but do not include claims that would be infringed only as a consequence of further modification of the contributor version. For purposes of this definition, "control" includes the right to grant patent sublicenses in a manner consistent with the requirements of this License.

Each contributor grants you a non-exclusive, worldwide, royalty-free patent license under the contributor's essential patent claims, to make, use, sell, offer for sale, import and otherwise run, modify and propagate the contents of its contributor version.

In the following three paragraphs, a "patent license" is any express agreement or commitment, however denominated, not to enforce a patent (such as an express permission to practice a patent or covenant not to sue for patent infringement). To "grant" such a patent license to a party means to make such an agreement or commitment not to enforce a patent against the party.

If you convey a covered work, knowingly relying on a patent license, and the Corresponding Source of the work is not available for anyone to copy, free of charge and under the terms of this License, through a publicly available network server or other readily accessible means, then you must either (1) cause the Corresponding Source to be so available, or (2) arrange to deprive yourself of the benefit of the patent license for this particular work, or (3) arrange, in a manner consistent with the requirements of this License, to extend the patent license to downstream recipients. "Knowingly relying" means you have actual knowledge that, but for the patent license, your conveying the covered work in a country, or your recipient's use of the covered work in a country, would infringe one or more identifiable patents in that country that you have reason to believe are valid.

If, pursuant to or in connection with a single transaction or arrangement, you convey, or propagate by procuring conveyance of, a covered work, and grant a patent license to some of the parties receiving the covered work authorizing them to use, propagate, modify or convey a specific copy of the covered work, then the patent license you grant is automatically extended to all recipients of the covered work and works based on it.

A patent license is "discriminatory" if it does not include within the scope of its coverage, prohibits the exercise of, or is conditioned on the non-exercise of one or more of the rights that are specifically granted under this License. You may not convey a covered work if you are a party to an arrangement with a third party that is in the business of distributing software, under which you make payment to the third party based on the extent of your activity of conveying the work, and under which the third party grants, to any of the parties who would receive the covered work from you, a discriminatory patent license (a) in connection with copies of the covered work conveyed by you (or copies made from those copies), or (b) primarily for and in connection with specific products or compilations that contain the covered work, unless you entered into that arrangement, or that patent license was granted, prior to 28 March 2007.

Nothing in this License shall be construed as excluding or limiting any implied license or other defenses to infringement that may otherwise be available to you under applicable patent law.

### 12. No Surrender of Others' Freedom.

If conditions are imposed on you (whether by court order, agreement or otherwise) that contradict the conditions of this License, they do not excuse you from the conditions of this License. If you cannot convey a covered work so as to satisfy simultaneously your obligations under this License and any other pertinent obligations, then as a consequence you may not convey it at all. For example, if you agree to terms that obligate you to collect a royalty for further conveying from those to whom you convey the Program, the only way you could satisfy both those terms and this License would be to refrain entirely from conveying the Program.

### 13. Use with the GNU Affero General Public License.

Notwithstanding any other provision of this License, you have permission to link or combine any covered work with a work licensed under version 3 of the GNU Affero General Public License into a single combined work, and to convey the resulting work. The terms of this License will continue to apply to the

part which is the covered work, but the special requirements of the GNU Affero General Public License, section 13, concerning interaction through a network will apply to the combination as such.

#### 14. Revised Versions of this License.

The Free Software Foundation may publish revised and/or new versions of the GNU General Public License from time to time. Such new versions will be similar in spirit to the present version, but may differ in detail to address new problems or concerns.

Each version is given a distinguishing version number. If the Program specifies that a certain numbered version of the GNU General Public License "or any later version" applies to it, you have the option of following the terms and conditions either of that numbered version or of any later version published by the Free Software Foundation. If the Program does not specify a version number of the GNU General Public License, you may choose any version ever published by the Free Software Foundation.

If the Program specifies that a proxy can decide which future versions of the GNU General Public License can be used, that proxy's public statement of acceptance of a version permanently authorizes you to choose that version for the Program.

Later license versions may give you additional or different permissions. However, no additional obligations are imposed on any author or copyright holder as a result of your choosing to follow a later version.

#### 15. Disclaimer of Warranty.

THERE IS NO WARRANTY FOR THE PROGRAM, TO THE EXTENT PERMITTED BY APPLICABLE LAW. EXCEPT WHEN OTHERWISE STATED IN WRITING THE COPYRIGHT HOLDERS AND/OR OTHER PARTIES PROVIDE THE PROGRAM "AS IS" WITHOUT WARRANTY OF ANY KIND, EITHER EXPRESSED OR IMPLIED, INCLUDING, BUT NOT LIMITED TO, THE IMPLIED WARRANTIES OF MERCHANTABILITY AND FITNESS FOR A PARTICULAR PURPOSE. THE ENTIRE RISK AS TO THE QUALITY AND PERFORMANCE OF THE PROGRAM IS WITH YOU. SHOULD THE PROGRAM PROVE DEFECTIVE, YOU ASSUME THE COST OF ALL NECESSARY SERVICING, REPAIR OR CORRECTION.

#### 16. Limitation of Liability.

IN NO EVENT UNLESS REQUIRED BY APPLICABLE LAW OR AGREED TO IN WRITING WILL ANY COPYRIGHT HOLDER, OR ANY OTHER PARTY WHO MODIFIES AND/OR CONVEYS THE PROGRAM AS PERMITTED ABOVE, BE LIABLE TO YOU FOR DAMAGES, INCLUDING ANY GENERAL, SPECIAL, INCIDENTAL OR CONSEQUENTIAL DAMAGES ARISING OUT OF THE USE OR INABILITY TO USE THE PROGRAM (INCLUDING BUT NOT LIMITED TO LOSS OF DATA OR DATA BEING RENDERED INACCURATE OR LOSSES SUSTAINED BY YOU OR THIRD PARTIES OR A FAILURE OF THE PROGRAM TO OPERATE WITH ANY OTHER PROGRAMS), EVEN IF SUCH HOLDER OR OTHER PARTY HAS BEEN ADVISED OF THE POSSIBILITY OF SUCH DAMAGES.

#### 17. Interpretation of Sections 15 and 16.

If the disclaimer of warranty and limitation of liability provided above cannot be given local legal effect according to their terms, reviewing courts shall apply local law that most closely approximates an absolute waiver of all civil liability in connection with the Program, unless a warranty or assumption of liability accompanies a copy of the Program in return for a fee.

END OF TERMS AND CONDITIONS

How to Apply These Terms to Your New Programs

If you develop a new program, and you want it to be of the greatest possible use to the public, the best way to achieve this is to make it free software which everyone can redistribute and change under these terms.

To do so, attach the following notices to the program. It is safest to attach them to the start of each source file to most effectively state the exclusion of warranty; and each file should have at least the "copyright" line and a pointer to where the full notice is found.

<one line to give the program's name and a brief idea of what it does.> Copyright (C) <year> <name of author>

This program is free software: you can redistribute it and/or modify it under the terms of the GNU General Public License as published by the Free Software Foundation, either version 3 of the License, or (at your option) any later version.

This program is distributed in the hope that it will be useful, but WITHOUT ANY WARRANTY; without even the implied warranty of MERCHANTABILITY or FITNESS FOR A PARTICULAR PURPOSE. See the GNU General Public License for more details.

You should have received a copy of the GNU General Public License along with this program. If not, see <<https://www.gnu.org/licenses/>>.

Also add information on how to contact you by electronic and paper mail.

If the program does terminal interaction, make it output a short notice like this when it starts in an interactive mode:

<program> Copyright (C) <year> <name of author> This program comes with ABSOLUTELY NO WARRANTY; for details type `show w'. This is free software, and you are welcome to redistribute it under certain conditions; type `show c' for details.

The hypothetical commands `show w' and `show c' should show the appropriate parts of the General Public License. Of course, your program's commands might be different; for a GUI interface, you would use an "about box".

You should also get your employer (if you work as a programmer) or school, if any, to sign a "copyright disclaimer" for the program, if necessary. For more information on this, and how to apply and follow the GNU GPL, see <<https://www.gnu.org/licenses/>>.

The GNU General Public License does not permit incorporating your program into proprietary programs. If your program is a subroutine library, you may consider it more useful to permit linking proprietary applications with the library. If this is what you want to do, use the GNU Lesser General Public License instead of this License. But first, please read <<https://www.gnu.org/licenses/why-not-lgpl.html>>.

## 15.23 IJG License

Independent JPEG Group License

LEGAL ISSUES

In plain English:

1. We don't promise that this software works. (But if you find any bugs, please let us know!)
2. You can use this software for whatever you want. You don't have to pay us.
3. You may not pretend that you wrote this software. If you use it in a program, you must acknowledge somewhere in your documentation that you've used the IJG code.

In legalese:

The authors make NO WARRANTY or representation, either express or implied, with respect to this software, its quality, accuracy, merchantability, or fitness for a particular purpose. This software is provided "AS IS", and you, its user, assume the entire risk as to its quality and accuracy.

This software is copyright (C) 1991-1998, Thomas G. Lane. All Rights Reserved except as specified below.

Permission is hereby granted to use, copy, modify, and distribute this software (or portions thereof) for any purpose, without fee, subject to these conditions:

(1) If any part of the source code for this software is distributed, then this README file must be included, with this copyright and no-warranty notice unaltered; and any additions, deletions, or changes to the original files must be clearly indicated in accompanying documentation.

(2) If only executable code is distributed, then the accompanying documentation must state that "this software is based in part on the work of the Independent JPEG Group".

(3) Permission for use of this software is granted only if the user accepts full responsibility for any undesirable consequences; the authors accept NO LIABILITY for damages of any kind.

These conditions apply to any software derived from or based on the IJG code, not just to the unmodified library. If you use our work, you ought to acknowledge us.

Permission is NOT granted for the use of any IJG author's name or company name in advertising or publicity relating to this software or products derived from it. This software may be referred to only as "the Independent JPEG Group's software".

We specifically permit and encourage the use of this software as the basis of commercial products, provided that all warranty or liability claims are assumed by the product vendor.

ansi2knr.c is included in this distribution by permission of L. Peter Deutsch, sole proprietor of its copyright holder, Aladdin Enterprises of Menlo Park, CA. ansi2knr.c is NOT covered by the above copyright and conditions, but instead by the usual distribution terms of the Free Software Foundation; principally, that you must include source code if you redistribute it. (See the file ansi2knr.c for full details.) However, since ansi2knr.c is not needed as part of any program generated from the IJG code, this does not limit you more than the foregoing paragraphs do.

The Unix configuration script "configure" was produced with GNU Autoconf. It is copyright by the Free Software Foundation but is freely distributable. The same holds for its supporting scripts (config.guess, config.sub, ltconfig, ltmain.sh). Another support script, install-sh, is copyright by M.I.T. but is also freely distributable.

It appears that the arithmetic coding option of the JPEG spec is covered by patents owned by IBM, AT&T, and Mitsubishi. Hence arithmetic coding cannot legally be used without obtaining one or more licenses.

For this reason, support for arithmetic coding has been removed from the free JPEG software. (Since arithmetic coding provides only a marginal gain over the unpatented Huffman mode, it is unlikely that very many implementations will support it.) So far as we are aware, there are no patent restrictions on the remaining code.

The IJG distribution formerly included code to read and write GIF files. To avoid entanglement with the Unisys LZW patent, GIF reading support has been removed altogether, and the GIF writer has been simplified to produce "uncompressed GIFs". This technique does not use the LZW algorithm; the resulting GIF files are larger than usual, but are readable by all standard GIF decoders.

We are required to state that

"The Graphics Interchange Format(c) is the Copyright property of CompuServe Incorporated. GIF(sm) is a Service Mark property of CompuServe Incorporated."

## 15.24 ISC License

ISC License

Copyright (c) 2004-2010 by Internet Systems Consortium, Inc. ("ISC")

Copyright (c) 1995-2003 by Internet Software Consortium

Permission to use, copy, modify, and/or distribute this software for any purpose with or without fee is hereby granted, provided that the above copyright notice and this permission notice appear in all copies.

THE SOFTWARE IS PROVIDED "AS IS" AND THE AUTHOR DISCLAIMS ALL WARRANTIES WITH REGARD TO THIS SOFTWARE INCLUDING ALL IMPLIED WARRANTIES OF MERCHANTABILITY AND FITNESS. IN NO EVENT SHALL THE AUTHOR BE LIABLE FOR ANY SPECIAL, DIRECT, INDIRECT, OR CONSEQUENTIAL DAMAGES OR ANY DAMAGES WHATSOEVER RESULTING FROM LOSS OF USE, DATA OR PROFITS, WHETHER IN AN ACTION OF CONTRACT, NEGLIGENCE OR OTHER TORTIOUS ACTION, ARISING OUT OF OR IN CONNECTION WITH THE USE OR PERFORMANCE OF THIS SOFTWARE.

## 15.25 Inner Net License

The Inner Net License, Version 2.00

The author(s) grant permission for redistribution and use in source and binary forms, with or without modification, of the software and documentation provided that the following conditions are met:

0. If you receive a version of the software that is specifically labelled as not being for redistribution (check the version message and/or README), you are not permitted to redistribute that version of the software in any way or form.

1. All terms of the all other applicable copyrights and licenses must be followed.

2. Redistributions of source code must retain the authors' copyright notice(s), this list of conditions, and the following disclaimer.
3. Redistributions in binary form must reproduce the authors' copyright notice(s), this list of conditions, and the following disclaimer in the documentation and/or other materials provided with the distribution.
4. [The copyright holder has authorized the removal of this clause.]
5. Neither the name(s) of the author(s) nor the names of its contributors may be used to endorse or promote products derived from this software without specific prior written permission.

THIS SOFTWARE IS PROVIDED BY ITS AUTHORS AND CONTRIBUTORS ``AS IS" AND ANY EXPRESS OR IMPLIED WARRANTIES, INCLUDING, BUT NOT LIMITED TO, THE IMPLIED WARRANTIES OF MERCHANTABILITY AND FITNESS FOR A PARTICULAR PURPOSE ARE DISCLAIMED. IN NO EVENT SHALL THE AUTHORS OR CONTRIBUTORS BE LIABLE FOR ANY DIRECT, INDIRECT, INCIDENTAL, SPECIAL, EXEMPLARY, OR CONSEQUENTIAL DAMAGES (INCLUDING, BUT NOT LIMITED TO, PROCUREMENT OF SUBSTITUTE GOODS OR SERVICES; LOSS OF USE, DATA, OR PROFITS; OR BUSINESS INTERRUPTION) HOWEVER CAUSED AND ON ANY THEORY OF LIABILITY, WHETHER IN CONTRACT, STRICT LIABILITY, OR TORT (INCLUDING NEGLIGENCE OR OTHERWISE) ARISING IN ANY WAY OUT OF THE USE OF THIS SOFTWARE, EVEN IF ADVISED OF THE POSSIBILITY OF SUCH DAMAGE.

If these license terms cause you a real problem, contact the author.

## 15.26 Jarkko Turkulainen License

Copyright (c) 2003 Jarkko Turkulainen. All rights reserved.

Redistribution and use in source and binary forms, with or without modification, are permitted provided that the following conditions are met:

1. Redistributions of source code must retain the above copyright notice, this list of conditions and the following disclaimer.
2. Redistributions in binary form must reproduce the above copyright notice, this list of conditions and the following disclaimer in the documentation and/or other materials provided with the distribution.

THIS SOFTWARE IS PROVIDED BY JARKKO TURKULAINEN ``AS IS" AND ANY EXPRESS OR IMPLIED WARRANTIES, INCLUDING, BUT NOT LIMITED TO, THE IMPLIED WARRANTIES OF MERCHANTABILITY AND FITNESS FOR A PARTICULAR PURPOSE ARE DISCLAIMED. IN NO EVENT SHALL JARKKO TURKULAINEN BE LIABLE FOR ANY DIRECT, INDIRECT, INCIDENTAL, SPECIAL, EXEMPLARY, OR CONSEQUENTIAL DAMAGES (INCLUDING, BUT NOT LIMITED TO, PROCUREMENT OF SUBSTITUTE GOODS OR SERVICES; LOSS OF USE, DATA, OR PROFITS; OR BUSINESS INTERRUPTION) HOWEVER CAUSED AND ON ANY THEORY OF LIABILITY, WHETHER IN CONTRACT, STRICT LIABILITY, OR TORT (INCLUDING NEGLIGENCE OR OTHERWISE) ARISING IN ANY WAY OUT OF THE USE OF THIS SOFTWARE, EVEN IF ADVISED OF THE POSSIBILITY OF SUCH DAMAGE.

## 15.27 JasPer License

JasPer License Version 2.0

Copyright (c) 2001-2006 Michael David Adams

Copyright (c) 1999-2000 Image Power, Inc

Copyright (c) 1999-2000 The University of British Columbia

All rights reserved.

Permission is hereby granted, free of charge, to any person (the "User") obtaining a copy of this software and associated documentation files (the "Software"), to deal in the Software without restriction, including without limitation the rights to use, copy, modify, merge, publish, distribute, and/or sell copies of the Software, and to permit persons to whom the Software is furnished to do so, subject to the following conditions:

1. The above copyright notices and this permission notice (which includes the disclaimer below) shall be included in all copies or substantial portions of the Software.
2. The name of a copyright holder shall not be used to endorse or promote products derived from the Software without specific prior written permission.

THIS DISCLAIMER OF WARRANTY CONSTITUTES AN ESSENTIAL PART OF THIS LICENSE. NO USE OF THE SOFTWARE IS AUTHORIZED HEREUNDER EXCEPT UNDER THIS DISCLAIMER. THE SOFTWARE IS PROVIDED BY THE COPYRIGHT HOLDERS "AS IS", WITHOUT WARRANTY OF ANY KIND, EXPRESS OR IMPLIED, INCLUDING BUT NOT LIMITED TO THE WARRANTIES OF MERCHANTABILITY, FITNESS FOR A PARTICULAR PURPOSE AND NONINFRINGEMENT OF THIRD PARTY RIGHTS. IN NO EVENT SHALL THE COPYRIGHT HOLDERS BE LIABLE FOR ANY CLAIM, OR ANY SPECIAL INDIRECT OR CONSEQUENTIAL DAMAGES, OR ANY DAMAGES WHATSOEVER RESULTING FROM LOSS OF USE, DATA OR PROFITS, WHETHER IN AN ACTION OF CONTRACT, NEGLIGENCE OR OTHER TORTIOUS ACTION, ARISING OUT OF OR IN CONNECTION WITH THE USE OR PERFORMANCE OF THIS SOFTWARE. NO ASSURANCES ARE PROVIDED BY THE COPYRIGHT HOLDERS THAT THE SOFTWARE DOES NOT INFRINGE THE PATENT OR OTHER INTELLECTUAL PROPERTY RIGHTS OF ANY OTHER ENTITY. EACH COPYRIGHT HOLDER DISCLAIMS ANY LIABILITY TO THE USER FOR CLAIMS BROUGHT BY ANY OTHER ENTITY BASED ON INFRINGEMENT OF INTELLECTUAL PROPERTY RIGHTS OR OTHERWISE. AS A CONDITION TO EXERCISING THE RIGHTS GRANTED HEREUNDER, EACH USER HEREBY ASSUMES SOLE RESPONSIBILITY TO SECURE ANY OTHER INTELLECTUAL PROPERTY RIGHTS NEEDED, IF ANY. THE SOFTWARE IS NOT FAULT-TOLERANT AND IS NOT INTENDED FOR USE IN MISSION-CRITICAL SYSTEMS, SUCH AS THOSE USED IN THE OPERATION OF NUCLEAR FACILITIES, AIRCRAFT NAVIGATION OR COMMUNICATION SYSTEMS, AIR TRAFFIC CONTROL SYSTEMS, DIRECT LIFE SUPPORT MACHINES, OR WEAPONS SYSTEMS, IN WHICH THE FAILURE OF THE SOFTWARE OR SYSTEM COULD LEAD DIRECTLY TO DEATH, PERSONAL INJURY, OR SEVERE PHYSICAL OR ENVIRONMENTAL DAMAGE ("HIGH RISK ACTIVITIES"). THE COPYRIGHT HOLDERS SPECIFICALLY DISCLAIM ANY EXPRESS OR IMPLIED WARRANTY OF FITNESS FOR HIGH RISK ACTIVITIES.

## 15.28 LGPL 2.0 License

### GNU LIBRARY GENERAL PUBLIC LICENSE

Version 2, June 1991

Copyright (C) 1991 Free Software Foundation, Inc.

51 Franklin St, Fifth Floor, Boston, MA 02110-1301, USA

Everyone is permitted to copy and distribute verbatim copies of this license document, but changing it is not allowed.

[This is the first released version of the library GPL. It is numbered 2 because it goes with version 2 of the ordinary GPL.]

#### Preamble

The licenses for most software are designed to take away your freedom to share and change it. By contrast, the GNU General Public Licenses are intended to guarantee your freedom to share and change free software--to make sure the software is free for all its users.

This license, the Library General Public License, applies to some specially designated Free Software Foundation software, and to any other libraries whose authors decide to use it. You can use it for your libraries, too.

When we speak of free software, we are referring to freedom, not price. Our General Public Licenses are designed to make sure that you have the freedom to distribute copies of free software (and charge for this service if you wish), that you receive source code or can get it if you want it, that you can change the software or use pieces of it in new free programs; and that you know you can do these things.

To protect your rights, we need to make restrictions that forbid anyone to deny you these rights or to ask you to surrender the rights. These restrictions translate to certain responsibilities for you if you distribute copies of the library, or if you modify it.

For example, if you distribute copies of the library, whether gratis or for a fee, you must give the recipients all the rights that we gave you. You must make sure that they, too, receive or can get the source code. If you link a program with the library, you must provide complete object files to the recipients so that they can relink them with the library, after making changes to the library and recompiling it. And you must show them these terms so they know their rights.

Our method of protecting your rights has two steps: (1) copyright the library, and (2) offer you this license which gives you legal permission to copy, distribute and/or modify the library.

Also, for each distributor's protection, we want to make certain that everyone understands that there is no warranty for this free library. If the library is modified by someone else and passed on, we want its recipients to know that what they have is not the original version, so that any problems introduced by others will not reflect on the original authors' reputations.

Finally, any free program is threatened constantly by software patents. We wish to avoid the danger that companies distributing free software will individually obtain patent licenses, thus in effect transforming the program into proprietary software. To prevent this, we have made it clear that any patent must be licensed for everyone's free use or not licensed at all.

Most GNU software, including some libraries, is covered by the ordinary GNU General Public License, which was designed for utility programs. This license, the GNU Library General Public License, applies to certain designated libraries. This license is quite different from the ordinary one; be sure to read it in full, and don't assume that anything in it is the same as in the ordinary license.

The reason we have a separate public license for some libraries is that they blur the distinction we usually make between modifying or adding to a program and simply using it. Linking a program with a library, without changing the library, is in some sense simply using the library, and is analogous to running a utility program or application program. However, in a textual and legal sense, the linked executable is a combined work, a derivative of the original library, and the ordinary General Public License treats it as such.

Because of this blurred distinction, using the ordinary General Public License for libraries did not effectively promote software sharing, because most developers did not use the libraries. We concluded that weaker conditions might promote sharing better.

However, unrestricted linking of non-free programs would deprive the users of those programs of all benefit from the free status of the libraries themselves. This Library General Public License is intended to permit developers of non-free programs to use free libraries, while preserving your freedom as a user of such programs to change the free libraries that are incorporated in them. (We have not seen how to achieve this as regards changes in header files, but we have achieved it as regards changes in the actual functions of the Library.) The hope is that this will lead to faster development of free libraries.

The precise terms and conditions for copying, distribution and modification follow. Pay close attention to the difference between a "work based on the library" and a "work that uses the library". The former contains code derived from the library, while the latter only works together with the library.

Note that it is possible for a library to be covered by the ordinary General Public License rather than by this special one.

### TERMS AND CONDITIONS FOR COPYING, DISTRIBUTION AND MODIFICATION

0. This License Agreement applies to any software library which contains a notice placed by the copyright holder or other authorized party saying it may be distributed under the terms of this Library General Public License (also called "this License"). Each licensee is addressed as "you".

A "library" means a collection of software functions and/or data prepared so as to be conveniently linked with application programs (which use some of those functions and data) to form executables.

The "Library", below, refers to any such software library or work which has been distributed under these terms. A "work based on the Library" means either the Library or any derivative work under copyright law: that is to say, a work containing the Library or a portion of it, either verbatim or with modifications and/or translated straightforwardly into another language. (Hereinafter, translation is included without limitation in the term "modification".)

"Source code" for a work means the preferred form of the work for making modifications to it. For a library, complete source code means all the source code for all modules it contains, plus any associated interface definition files, plus the scripts used to control compilation and installation of the library.

Activities other than copying, distribution and modification are not covered by this License; they are outside its scope. The act of running a program using the Library is not restricted, and output from such a program is covered only if its contents constitute a work based on the Library (independent of the use of the Library in a tool for writing it). Whether that is true depends on what the Library does and what the program that uses the Library does.

1. You may copy and distribute verbatim copies of the Library's complete source code as you receive it, in any medium, provided that you conspicuously and appropriately publish on each copy an appropriate copyright notice and disclaimer of warranty; keep intact all the notices that refer to this License and to the absence of any warranty; and distribute a copy of this License along with the Library.

You may charge a fee for the physical act of transferring a copy, and you may at your option offer warranty protection in exchange for a fee.

2. You may modify your copy or copies of the Library or any portion of it, thus forming a work based on the Library, and copy and distribute such modifications or work under the terms of Section 1 above, provided that you also meet all of these conditions:

a) The modified work must itself be a software library.

b) You must cause the files modified to carry prominent notices stating that you changed the files and the date of any change.

c) You must cause the whole of the work to be licensed at no charge to all third parties under the terms of this License.

d) If a facility in the modified Library refers to a function or a table of data to be supplied by an application program that uses the facility, other than as an argument passed when the facility is invoked, then you must make a good faith effort to ensure that, in the event an application does not supply such function or table, the facility still operates, and performs whatever part of its purpose remains meaningful.

(For example, a function in a library to compute square roots has a purpose that is entirely well-defined independent of the application. Therefore, Subsection 2d requires that any application-supplied function or table used by this function must be optional: if the application does not supply it, the square root function must still compute square roots.)

These requirements apply to the modified work as a whole. If identifiable sections of that work are not derived from the Library, and can be reasonably considered independent and separate works in themselves, then this License, and its terms, do not apply to those sections when you distribute them as separate works. But when you distribute the same sections as part of a whole which is a work based on the Library, the distribution of the whole must be on the terms of this License, whose permissions for other licensees extend to the entire whole, and thus to each and every part regardless of who wrote it.

Thus, it is not the intent of this section to claim rights or contest your rights to work written entirely by you; rather, the intent is to exercise the right to control the distribution of derivative or collective works based on the Library.

In addition, mere aggregation of another work not based on the Library with the Library (or with a work based on the Library) on a volume of a storage or distribution medium does not bring the other work under the scope of this License.

3. You may opt to apply the terms of the ordinary GNU General Public License instead of this License to a given copy of the Library. To do this, you must alter all the notices that refer to this License, so that

they refer to the ordinary GNU General Public License, version 2, instead of to this License. (If a newer version than version 2 of the ordinary GNU General Public License has appeared, then you can specify that version instead if you wish.) Do not make any other change in these notices.

Once this change is made in a given copy, it is irreversible for that copy, so the ordinary GNU General Public License applies to all subsequent copies and derivative works made from that copy.

This option is useful when you wish to copy part of the code of the Library into a program that is not a library.

4. You may copy and distribute the Library (or a portion or derivative of it, under Section 2) in object code or executable form under the terms of Sections 1 and 2 above provided that you accompany it with the complete corresponding machine-readable source code, which must be distributed under the terms of Sections 1 and 2 above on a medium customarily used for software interchange.

If distribution of object code is made by offering access to copy from a designated place, then offering equivalent access to copy the source code from the same place satisfies the requirement to distribute the source code, even though third parties are not compelled to copy the source along with the object code.

5. A program that contains no derivative of any portion of the Library, but is designed to work with the Library by being compiled or linked with it, is called a "work that uses the Library". Such a work, in isolation, is not a derivative work of the Library, and therefore falls outside the scope of this License.

However, linking a "work that uses the Library" with the Library creates an executable that is a derivative of the Library (because it contains portions of the Library), rather than a "work that uses the library". The executable is therefore covered by this License. Section 6 states terms for distribution of such executables.

When a "work that uses the Library" uses material from a header file that is part of the Library, the object code for the work may be a derivative work of the Library even though the source code is not. Whether this is true is especially significant if the work can be linked without the Library, or if the work is itself a library. The threshold for this to be true is not precisely defined by law.

If such an object file uses only numerical parameters, data structure layouts and accessors, and small macros and small inline functions (ten lines or less in length), then the use of the object file is unrestricted, regardless of whether it is legally a derivative work. (Executables containing this object code plus portions of the Library will still fall under Section 6.)

Otherwise, if the work is a derivative of the Library, you may distribute the object code for the work under the terms of Section

6. Any executables containing that work also fall under Section 6, whether or not they are linked directly with the Library itself. 6. As an exception to the Sections above, you may also compile or link a "work that uses the Library" with the Library to produce a work containing portions of the Library, and distribute that work under terms of your choice, provided that the terms permit modification of the work for the customer's own use and reverse engineering for debugging such modifications.

You must give prominent notice with each copy of the work that the Library is used in it and that the Library and its use are covered by this License. You must supply a copy of this License. If the work during execution displays copyright notices, you must include the copyright notice for the Library among them, as well as a reference directing the user to the copy of this License. Also, you must do one of these things:

a) Accompany the work with the complete corresponding machine-readable source code for the Library including whatever changes were used in the work (which must be distributed under Sections 1 and 2

above); and, if the work is an executable linked with the Library, with the complete machine-readable "work that uses the Library", as object code and/or source code, so that the user can modify the Library and then relink to produce a modified executable containing the modified Library. (It is understood that the user who changes the contents of definitions files in the Library will not necessarily be able to recompile the application to use the modified definitions.)

b) Accompany the work with a written offer, valid for at least three years, to give the same user the materials specified in Subsection 6a, above, for a charge no more than the cost of performing this distribution.

c) If distribution of the work is made by offering access to copy from a designated place, offer equivalent access to copy the above specified materials from the same place.

d) Verify that the user has already received a copy of these materials or that you have already sent this user a copy.

For an executable, the required form of the "work that uses the Library" must include any data and utility programs needed for reproducing the executable from it. However, as a special exception, the source code distributed need not include anything that is normally distributed (in either source or binary form) with the major components (compiler, kernel, and so on) of the operating system on which the executable runs, unless that component itself accompanies the executable.

It may happen that this requirement contradicts the license restrictions of other proprietary libraries that do not normally accompany the operating system. Such a contradiction means you cannot use both them and the Library together in an executable that you distribute.

7. You may place library facilities that are a work based on the Library side-by-side in a single library together with other library facilities not covered by this License, and distribute such a combined library, provided that the separate distribution of the work based on the Library and of the other library facilities is otherwise permitted, and provided that you do these two things:

a) Accompany the combined library with a copy of the same work based on the Library, uncombined with any other library facilities. This must be distributed under the terms of the Sections above.

b) Give prominent notice with the combined library of the fact that part of it is a work based on the Library, and explaining where to find the accompanying uncombined form of the same work.

8. You may not copy, modify, sublicense, link with, or distribute the Library except as expressly provided under this License. Any attempt otherwise to copy, modify, sublicense, link with, or distribute the Library is void, and will automatically terminate your rights under this License. However, parties who have received copies, or rights, from you under this License will not have their licenses terminated so long as such parties remain in full compliance.

9. You are not required to accept this License, since you have not signed it. However, nothing else grants you permission to modify or distribute the Library or its derivative works. These actions are prohibited by law if you do not accept this License. Therefore, by modifying or distributing the Library (or any work based on the Library), you indicate your acceptance of this License to do so, and all its terms and conditions for copying, distributing or modifying the Library or works based on it.

10. Each time you redistribute the Library (or any work based on the Library), the recipient automatically receives a license from the original licensor to copy, distribute, link with or modify the Library subject to these terms and conditions. You may not impose any further restrictions on the recipients' exercise of the rights granted herein. You are not responsible for enforcing compliance by third parties to this License.

11. If, as a consequence of a court judgment or allegation of patent infringement or for any other reason (not limited to patent issues), conditions are imposed on you (whether by court order, agreement or otherwise) that contradict the conditions of this License, they do not excuse you from the conditions of this License. If you cannot distribute so as to satisfy simultaneously your obligations under this License and any other pertinent obligations, then as a consequence you may not distribute the Library at all. For example, if a patent license would not permit royalty-free redistribution of the Library by all those who receive copies directly or indirectly through you, then the only way you could satisfy both it and this License would be to refrain entirely from distribution of the Library.

If any portion of this section is held invalid or unenforceable under any particular circumstance, the balance of the section is intended to apply, and the section as a whole is intended to apply in other circumstances.

It is not the purpose of this section to induce you to infringe any patents or other property right claims or to contest validity of any such claims; this section has the sole purpose of protecting the integrity of the free software distribution system which is implemented by public license practices. Many people have made generous contributions to the wide range of software distributed through that system in reliance on consistent application of that system; it is up to the author/donor to decide if he or she is willing to distribute software through any other system and a licensee cannot impose that choice.

This section is intended to make thoroughly clear what is believed to be a consequence of the rest of this License.

12. If the distribution and/or use of the Library is restricted in certain countries either by patents or by copyrighted interfaces, the original copyright holder who places the Library under this License may add an explicit geographical distribution limitation excluding those countries, so that distribution is permitted only in or among countries not thus excluded. In such case, this License incorporates the limitation as if written in the body of this License.

13. The Free Software Foundation may publish revised and/or new versions of the Library General Public License from time to time. Such new versions will be similar in spirit to the present version, but may differ in detail to address new problems or concerns.

Each version is given a distinguishing version number. If the Library specifies a version number of this License which applies to it and "any later version", you have the option of following the terms and conditions either of that version or of any later version published by the Free Software Foundation. If the Library does not specify a license version number, you may choose any version ever published by the Free Software Foundation.

14. If you wish to incorporate parts of the Library into other free programs whose distribution conditions are incompatible with these, write to the author to ask for permission. For software which is copyrighted by the Free Software Foundation, write to the Free Software Foundation; we sometimes make exceptions for this. Our decision will be guided by the two goals of preserving the free status of all derivatives of our free software and of promoting the sharing and reuse of software generally.

### NO WARRANTY

15. BECAUSE THE LIBRARY IS LICENSED FREE OF CHARGE, THERE IS NO WARRANTY FOR THE LIBRARY, TO THE EXTENT PERMITTED BY APPLICABLE LAW. EXCEPT WHEN OTHERWISE STATED IN WRITING THE COPYRIGHT HOLDERS AND/OR OTHER PARTIES PROVIDE THE LIBRARY "AS IS" WITHOUT WARRANTY OF ANY KIND, EITHER EXPRESSED OR IMPLIED, INCLUDING, BUT NOT LIMITED TO, THE IMPLIED WARRANTIES OF MERCHANTABILITY AND FITNESS FOR A PARTICULAR PURPOSE. THE ENTIRE RISK AS TO THE QUALITY AND PERFORMANCE OF THE LIBRARY IS WITH YOU. SHOULD THE LIBRARY PROVE DEFECTIVE, YOU ASSUME THE COST OF ALL NECESSARY SERVICING, REPAIR OR CORRECTION.

16. IN NO EVENT UNLESS REQUIRED BY APPLICABLE LAW OR AGREED TO IN WRITING WILL ANY COPYRIGHT HOLDER, OR ANY OTHER PARTY WHO MAY MODIFY AND/OR REDISTRIBUTE THE LIBRARY AS PERMITTED ABOVE, BE LIABLE TO YOU FOR DAMAGES, INCLUDING ANY GENERAL, SPECIAL, INCIDENTAL OR CONSEQUENTIAL DAMAGES ARISING OUT OF THE USE OR INABILITY TO USE THE LIBRARY (INCLUDING BUT NOT LIMITED TO LOSS OF DATA OR DATA BEING RENDERED INACCURATE OR LOSSES SUSTAINED BY YOU OR THIRD PARTIES OR A FAILURE OF THE LIBRARY TO OPERATE WITH ANY OTHER SOFTWARE), EVEN IF SUCH HOLDER OR OTHER PARTY HAS BEEN ADVISED OF THE POSSIBILITY OF SUCH DAMAGES.

## END OF TERMS AND CONDITIONS

### How to Apply These Terms to Your New Libraries

If you develop a new library, and you want it to be of the greatest possible use to the public, we recommend making it free software that everyone can redistribute and change. You can do so by permitting redistribution under these terms (or, alternatively, under the terms of the ordinary General Public License).

To apply these terms, attach the following notices to the library. It is safest to attach them to the start of each source file to most effectively convey the exclusion of warranty; and each file should have at least the "copyright" line and a pointer to where the full notice is found.

one line to give the library's name and an idea of what it does.

Copyright (C) year name of author

This library is free software; you can redistribute it and/or modify it under the terms of the GNU Library General Public License as published by the Free Software Foundation; either version 2 of the License, or (at your option) any later version.

This library is distributed in the hope that it will be useful, but WITHOUT ANY WARRANTY; without even the implied warranty of MERCHANTABILITY or FITNESS FOR A PARTICULAR PURPOSE. See the GNU Library General Public License for more details.

You should have received a copy of the GNU Library General Public License along with this library; if not, write to the Free Software Foundation, Inc., 51 Franklin St, Fifth Floor, Boston, MA 02110-1301, USA.

Also add information on how to contact you by electronic and paper mail.

You should also get your employer (if you work as a programmer) or your school, if any, to sign a "copyright disclaimer" for the library, if necessary. Here is a sample; alter the names:

Yoyodyne, Inc., hereby disclaims all copyright interest in the library 'Frob' (a library for tweaking knobs) written by James Random Hacker.

signature of Ty Coon, 1 April 1990

Ty Coon, President of Vice

## 15.29 LGPL 3.0 License

### GNU LESSER GENERAL PUBLIC LICENSE

Version 3, 29 June 2007

Copyright (C) 2007 Free Software Foundation, Inc. <<http://fsf.org/>>

Everyone is permitted to copy and distribute verbatim copies of this license document, but changing it is not allowed.

This version of the GNU Lesser General Public License incorporates the terms and conditions of version 3 of the GNU General Public License, supplemented by the additional permissions listed below.

#### 0. Additional Definitions.

As used herein, "this License" refers to version 3 of the GNU Lesser General Public License, and the "GNU GPL" refers to version 3 of the GNU General Public License.

"The Library" refers to a covered work governed by this License, other than an Application or a Combined Work as defined below.

An "Application" is any work that makes use of an interface provided by the Library, but which is not otherwise based on the Library. Defining a subclass of a class defined by the Library is deemed a mode of using an interface provided by the Library.

A "Combined Work" is a work produced by combining or linking an Application with the Library. The particular version of the Library with which the Combined Work was made is also called the "Linked Version".

The "Minimal Corresponding Source" for a Combined Work means the Corresponding Source for the Combined Work, excluding any source code for portions of the Combined Work that, considered in isolation, are based on the Application, and not on the Linked Version.

The "Corresponding Application Code" for a Combined Work means the object code and/or source code for the Application, including any data and utility programs needed for reproducing the Combined Work from the Application, but excluding the System Libraries of the Combined Work.

#### 1. Exception to Section 3 of the GNU GPL.

You may convey a covered work under sections 3 and 4 of this License without being bound by section 3 of the GNU GPL.

#### 2. Conveying Modified Versions.

If you modify a copy of the Library, and, in your modifications, a facility refers to a function or data to be supplied by an Application that uses the facility (other than as an argument passed when the facility is invoked), then you may convey a copy of the modified version:

a) under this License, provided that you make a good faith effort to ensure that, in the event an Application does not supply the function or data, the facility still operates, and performs whatever part of its purpose remains meaningful, or

b) under the GNU GPL, with none of the additional permissions of this License applicable to that copy.

### 3. Object Code Incorporating Material from Library Header Files.

The object code form of an Application may incorporate material from a header file that is part of the Library. You may convey such object code under terms of your choice, provided that, if the incorporated material is not limited to numerical parameters, data structure layouts and accessors, or small macros, inline functions and templates (ten or fewer lines in length), you do both of the following:

a) Give prominent notice with each copy of the object code that the Library is used in it and that the Library and its use are covered by this License.

b) Accompany the object code with a copy of the GNU GPL and this license document.

### 4. Combined Works.

You may convey a Combined Work under terms of your choice that, taken together, effectively do not restrict modification of the portions of the Library contained in the Combined Work and reverse engineering for debugging such modifications, if you also do each of the following:

a) Give prominent notice with each copy of the Combined Work that the Library is used in it and that the Library and its use are covered by this License.

b) Accompany the Combined Work with a copy of the GNU GPL and this license document.

c) For a Combined Work that displays copyright notices during execution, include the copyright notice for the Library among these notices, as well as a reference directing the user to the copies of the GNU GPL and this license document.

d) Do one of the following:

0) Convey the Minimal Corresponding Source under the terms of this License, and the Corresponding Application Code in a form suitable for, and under terms that permit, the user to recombine or relink the Application with a modified version of the Linked Version to produce a modified Combined Work, in the manner specified by section 6 of the GNU GPL for conveying Corresponding Source.

1) Use a suitable shared library mechanism for linking with the Library. A suitable mechanism is one that (a) uses at run time a copy of the Library already present on the user's computer system, and (b) will operate properly with a modified version of the Library that is interface-compatible with the Linked Version.

e) Provide Installation Information, but only if you would otherwise be required to provide such information under section 6 of the GNU GPL, and only to the extent that such information is necessary to install and execute a modified version of the Combined Work produced by recombining or relinking the Application with a modified version of the Linked Version. (If you use option 4d0, the Installation Information must accompany the Minimal Corresponding Source and Corresponding Application Code. If you use option 4d1, you must provide the Installation Information in the manner specified by section 6 of the GNU GPL for conveying Corresponding Source.)

### 5. Combined Libraries.

You may place library facilities that are a work based on the Library side by side in a single library together with other library facilities that are not Applications and are not covered by this License, and convey such a combined library under terms of your choice, if you do both of the following:

- a) Accompany the combined library with a copy of the same work based on the Library, uncombined with any other library facilities, conveyed under the terms of this License.
- b) Give prominent notice with the combined library that part of it is a work based on the Library, and explaining where to find the accompanying uncombined form of the same work.

### 6. Revised Versions of the GNU Lesser General Public License.

The Free Software Foundation may publish revised and/or new versions of the GNU Lesser General Public License from time to time. Such new versions will be similar in spirit to the present version, but may differ in detail to address new problems or concerns.

Each version is given a distinguishing version number. If the Library as you received it specifies that a certain numbered version of the GNU Lesser General Public License "or any later version" applies to it, you have the option of following the terms and conditions either of that published version or of any later version published by the Free Software Foundation.

If the Library as you received it does not specify a version number of the GNU Lesser General Public License, you may choose any version of the GNU Lesser General Public License ever published by the Free Software Foundation. If the Library as you received it specifies that a proxy can decide whether future versions of the GNU Lesser General Public License shall apply, that proxy's public statement of acceptance of any version is permanent authorization for you to choose that version for the Library.

## 15.30 LibTiff License

LibTiff.Net

Copyright (c) 2008-2023 Bit Miracle

<http://www.bitmiracle.com>

All rights reserved.

Redistribution and use in source and binary forms, with or without modification, are permitted provided that the following conditions are met:

Redistributions of source code must retain the above copyright notice, this list of conditions and the following disclaimer.

Redistributions in binary form must reproduce the above copyright notice, this list of conditions and the following disclaimer in the documentation and/or other materials provided with the distribution.

Neither the name of the Bit Miracle nor the names of its contributors may be used to endorse or promote products derived from this software without specific prior written permission.

THIS SOFTWARE IS PROVIDED BY THE COPYRIGHT HOLDERS AND CONTRIBUTORS "AS IS" AND ANY EXPRESS OR IMPLIED WARRANTIES, INCLUDING, BUT NOT LIMITED TO, THE IMPLIED WARRANTIES OF MERCHANTABILITY AND FITNESS FOR A PARTICULAR PURPOSE ARE DISCLAIMED. IN NO EVENT SHALL BIT MIRACLE BE LIABLE FOR ANY DIRECT, INDIRECT, INCIDENTAL, SPECIAL, EXEMPLARY, OR CONSEQUENTIAL DAMAGES (INCLUDING, BUT NOT LIMITED TO, PROCUREMENT OF SUBSTITUTE GOODS OR SERVICES; LOSS OF USE, DATA, OR PROFITS; OR BUSINESS INTERRUPTION) HOWEVER CAUSED AND ON ANY THEORY OF LIABILITY, WHETHER IN CONTRACT, STRICT LIABILITY, OR TORT (INCLUDING NEGLIGENCE OR OTHERWISE) ARISING IN ANY WAY OUT OF THE USE OF THIS SOFTWARE, EVEN IF ADVISED OF THE POSSIBILITY OF SUCH DAMAGE.

This software is based in part on the The Independent JPEG Group's JPEG software <http://www.ijg.org/>

Copyright (C) 1991-1998, Thomas G. Lane.

This software is based in part on the LibTIFF - TIFF Library and Utilities <http://www.remotesensing.org/libtiff/>

Copyright (c) 1988-1997 Sam Leffler

Copyright (c) 1991-1997 Silicon Graphics, Inc.

Portions Copyright (C) 2006, ComponentAce <http://www.componentace.com>

All rights reserved.

Redistribution and use in source and binary forms, with or without modification, are permitted provided that the following conditions are met:

Redistributions of source code must retain the above copyright notice, this list of conditions and the following disclaimer.

Redistributions in binary form must reproduce the above copyright notice, this list of conditions and the following disclaimer in the documentation and/or other materials provided with the distribution.

Neither the name of ComponentAce nor the names of its contributors may be used to endorse or promote products derived from this software without specific prior written permission.

THIS SOFTWARE IS PROVIDED BY THE COPYRIGHT HOLDERS AND CONTRIBUTORS "AS IS" AND ANY EXPRESS OR IMPLIED WARRANTIES, INCLUDING, BUT NOT LIMITED TO, THE IMPLIED WARRANTIES OF MERCHANTABILITY AND FITNESS FOR A PARTICULAR PURPOSE ARE DISCLAIMED. IN NO EVENT SHALL THE COPYRIGHT OWNER OR CONTRIBUTORS BE LIABLE FOR ANY DIRECT, INDIRECT, INCIDENTAL, SPECIAL, EXEMPLARY, OR CONSEQUENTIAL DAMAGES (INCLUDING, BUT NOT LIMITED TO, PROCUREMENT OF SUBSTITUTE GOODS OR SERVICES; LOSS OF USE, DATA, OR PROFITS; OR BUSINESS INTERRUPTION) HOWEVER CAUSED AND ON ANY THEORY OF LIABILITY, WHETHER IN CONTRACT, STRICT LIABILITY, OR TORT (INCLUDING NEGLIGENCE OR OTHERWISE) ARISING IN ANY WAY OUT OF THE USE OF THIS SOFTWARE, EVEN IF ADVISED OF THE POSSIBILITY OF SUCH DAMAGE.

## 15.31 Lucida License

TeX Users Group (TUG) - Lucida Fonts End User License Agreement (2006-04-06)

This End User license allows use of the Lucida Fonts, as described below, by a single named individual. If use throughout an organization by many individuals is desired, a Site License should be acquired instead.

0) Definitions:

0a) "End User" means an individual customer of TUG for the Lucida Fonts, with the rights and obligations detailed herein.

0b) "Font" means the digital software programs and data representing a typeface.

0c) "Lucida Fonts" means those Fonts which End User has ordered from TUG and TUG has licensed from Bigelow & Holmes Inc.

1) Scope of Use:

1a) TUG grants End User a nonexclusive sublicense to use the Lucida Fonts for display and printout of text and other information and to embed the Lucida Fonts in documents for transfer, display and printout but not for transfer or sublicense of the Lucida Fonts to others.

1b) End User may use the Lucida Fonts on at most five (5) workstations and two (2) printers, for his or her personal use only. Additional usage requires additional licenses.

2) No Assignment: End User may not sublicense, assign, or transfer the license of the Lucida Fonts.

3) Copying Restrictions: End User may not make, or have made, or permit to be made, any copies of the Lucida Fonts or portions thereof except as necessary for its use hereunder, as for example, a back-up copy. End User agrees that any such copies of a Lucida Font shall contain the same proprietary notices that appear on or in the Lucida Font.

4) No Modification: End User may not adapt, translate or modify the Lucida Fonts.

5) No Other Rights: Except as stated above, this Agreement does not grant End User any rights to patents, copyrights, trademarks (whether registered or unregistered), tradenames, trade secrets or any other rights, franchises, or licenses in respect to the Lucida Fonts or the Lucida trademark(s). End User acknowledges that all proprietary rights in the Lucida Fonts remain at all times with Bigelow & Holmes Inc. Any use of the trademark Lucida in marketing, advertising, trade, or commerce, except for editorial reference to Fonts, must identify the mark with the symbol R in a circle, and the phrase "Lucida is a trademark of Bigelow & Holmes Inc. registered in the U.S. Patent & Trademark Office and other jurisdictions".

6) Export: End User acknowledges that the laws and regulations of the United States restrict the export and re-export of commodities and technical data of United States origin, including the Lucida Fonts, in any form without the appropriate United States and foreign government licenses. End User agrees that its obligations pursuant to this section shall survive and continue after any termination or expiration of rights under this Agreement.

7) Term: The License is effective until terminated. TUG has the right to terminate your license immediately if you fail to comply with any term of this Agreement. Upon any such termination you will destroy the original and any copies of the Software, and related documentation, and cease all use of the trademarks.

8) Beneficiary: Bigelow & Holmes Inc. is a third-party beneficiary of this license agreement, and has the right to enforce any and all obligations of the license.

9) No Warranty: END USER ACKNOWLEDGES THAT NO EXPRESS OR IMPLIED WARRANTIES, INCLUDING NO IMPLIED WARRANTIES OF MERCHANTABILITY AND FITNESS FOR USE, ARE PROVIDED WITH RESPECT TO THE TRADEMARKS OR LUCIDA FONTS, AND IN NO EVENT SHALL TUG OR BIGELOW & HOLMES INC. BE LIABLE FOR ANY SPECIAL, INDIRECT, INCIDENTAL, OR CONSEQUENTIAL DAMAGES OCCURRING FROM THE LICENSE OR SUBLICENSE OF RIGHTS GRANTED HEREUNDER OR ARISING FROM THE USE OR INABILITY TO USE THE LUCIDA FONTS.

10) Governing Law: This Agreement will be governed by the laws in force in the State of Oregon, without giving effect to any choice of law rule that would cause the application of the laws of any jurisdiction other than the internal laws of the State of Oregon to the rights and duties of the parties. The provisions of the United Nations Convention on the International Sales of Goods are hereby disclaimed and excluded.

11) Entire Agreement: YOU ACKNOWLEDGE THAT YOU HAVE READ THIS AGREEMENT, UNDERSTAND IT AND THAT IT IS THE COMPLETE AND EXCLUSIVE STATEMENT OF YOUR AGREEMENT WITH TUG WHICH SUPERSEDES ANY PRIOR AGREEMENT, ORAL OR WRITTEN, AND ANY OTHER COMMUNICATIONS BETWEEN TUG AND YOU RELATING TO THE SUBJECT MATTER OF THIS AGREEMENT, AND THAT YOUR OBLIGATIONS UNDER THIS AGREEMENT SHALL INURE TO THE BENEFIT OF TUG'S LICENSORS WHOSE RIGHTS ARE LICENSED UNDER THIS AGREEMENT. NO VARIATION OF THE TERMS OF THIS AGREEMENT WILL BE ENFORCEABLE AGAINST TUG UNLESS TUG GIVES ITS EXPRESS CONSENT IN WRITING SIGNED BY AN OFFICER OF TUG.

TUG contact information for any and all notifications, correspondence, and questions related to this license:

TeX Users Group, attn: Lucida

PO Box 2311

Portland, OR 97208-2311

USA

fax number: +1 815-301-3568

electronic mail address: [lucida-admin@tug.org](mailto:lucida-admin@tug.org)

web address: <http://tug.org/store/lucida>

--

(R) Lucida is a trademark of Bigelow & Holmes Inc. registered in the U.S. Patent & Trademark Office and other jurisdictions.

## 15.32 MIT License

### MIT License

copyright (c) <year> <copyright holders>

Permission is hereby granted, free of charge, to any person obtaining a copy of this software and associated documentation files (the "Software"), to deal in the Software without restriction, including without limitation the rights to use, copy, modify, merge, publish, distribute, sublicense, and/or sell copies of the Software, and to permit persons to whom the Software is furnished to do so, subject to the following conditions:

The above copyright notice and this permission notice shall be included in all copies or substantial portions of the Software.

THE SOFTWARE IS PROVIDED "AS IS", WITHOUT WARRANTY OF ANY KIND, EXPRESS OR IMPLIED, INCLUDING BUT NOT LIMITED TO THE WARRANTIES OF MERCHANTABILITY, FITNESS FOR A PARTICULAR PURPOSE AND NONINFRINGEMENT. IN NO EVENT SHALL THE AUTHORS OR COPYRIGHT HOLDERS BE LIABLE FOR ANY CLAIM, DAMAGES OR OTHER LIABILITY, WHETHER IN AN ACTION OF CONTRACT, TORT OR OTHERWISE, ARISING FROM, OUT OF OR IN CONNECTION WITH THE SOFTWARE OR THE USE OR OTHER DEALINGS IN THE SOFTWARE.

## 15.33 MPL License

### MOZILLA PUBLIC LICENSE

#### Version 1.0

#### 1. Definitions.

1.1. ``Contributor" means each entity that creates or contributes to the creation of Modifications.

1.2. ``Contributor Version" means the combination of the Original Code, prior Modifications used by a Contributor, and the Modifications made by that particular Contributor.

1.3. ``Covered Code" means the Original Code or Modifications or the combination of the Original Code and Modifications, in each case including portions thereof.

1.4. ``Electronic Distribution Mechanism" means a mechanism generally accepted in the software development community for the electronic transfer of data.

1.5. ``Executable" means Covered Code in any form other than Source Code.

1.6. ``Initial Developer" means the individual or entity identified as the Initial Developer in the Source Code notice required by Exhibit A.

1.7. ``Larger Work" means a work which combines Covered Code or portions thereof with code not governed by the terms of this License.

1.8. "License" means this document.

1.9. "Modifications" means any addition to or deletion from the substance or structure of either the Original Code or any previous Modifications. When Covered Code is released as a series of files, a Modification is:

A. Any addition to or deletion from the contents of a file containing Original Code or previous Modifications.

B. Any new file that contains any part of the Original Code or previous Modifications.

1.10. "Original Code" means Source Code of computer software code which is described in the Source Code notice required by Exhibit A as Original Code, and which, at the time of its release under this License is not already Covered Code governed by this License.

1.11. "Source Code" means the preferred form of the Covered Code for making modifications to it, including all modules it contains, plus any associated interface definition files, scripts used to control compilation and installation of an Executable, or a list of source code differential comparisons against either the Original Code or another well known, available Covered Code of the Contributor's choice. The Source Code can be in a compressed or archival form, provided the appropriate decompression or de-archiving software is widely available for no charge.

1.12. "You" means an individual or a legal entity exercising rights under, and complying with all of the terms of, this License or a future version of this License issued under Section 6.1. For legal entities, "You" includes any entity which controls, is controlled by, or is under common control with You. For purposes of this definition, "control" means (a) the power, direct or indirect, to cause the direction or management of such entity, whether by contract or otherwise, or (b) ownership of fifty percent (50%) or more of the outstanding shares or beneficial ownership of such entity.

## 2. Source Code License.

2.1. The Initial Developer Grant. The Initial Developer hereby grants You a world-wide, royalty-free, non-exclusive license, subject to third party intellectual property claims:

(a) to use, reproduce, modify, display, perform, sublicense and distribute the Original Code (or portions thereof) with or without Modifications, or as part of a Larger Work; and

(b) under patents now or hereafter owned or controlled by Initial Developer, to make, have made, use and sell ("Utilize") the Original Code (or portions thereof), but solely to the extent that any such patent is reasonably necessary to enable You to Utilize the Original Code (or portions thereof) and not to any greater extent that may be necessary to Utilize further Modifications or combinations.

## 2.2. Contributor Grant.

Each Contributor hereby grants You a world-wide, royalty-free, non-exclusive license, subject to third party intellectual property claims:

(a) to use, reproduce, modify, display, perform, sublicense and distribute the Modifications created by such Contributor (or portions thereof) either on an unmodified basis, with other Modifications, as Covered Code or as part of a Larger Work; and

(b) under patents now or hereafter owned or controlled by Contributor, to Utilize the Contributor Version (or portions thereof), but solely to the extent that any such patent is reasonably necessary to enable You to Utilize the Contributor Version (or portions thereof), and not to any greater extent that may be necessary to Utilize further Modifications or combinations.

### 3. Distribution Obligations.

#### 3.1. Application of License.

The Modifications which You create or to which You contribute are governed by the terms of this License, including without limitation Section 2.2. The Source Code version of Covered Code may be distributed only under the terms of this License or a future version of this License released under Section 6.1, and You must include a copy of this License with every copy of the Source Code You distribute. You may not offer or impose any terms on any Source Code version that alters or restricts the applicable version of this License or the recipients' rights hereunder. However, You may include an additional document offering the additional rights described in Section 3.5.

#### 3.2. Availability of Source Code.

Any Modification which You create or to which You contribute must be made available in Source Code form under the terms of this License either on the same media as an Executable version or via an accepted Electronic Distribution Mechanism to anyone to whom you made an Executable version available; and if made available via Electronic Distribution Mechanism, must remain available for at least twelve (12) months after the date it initially became available, or at least six (6) months after a subsequent version of that particular Modification has been made available to such recipients. You are responsible for ensuring that the Source Code version remains available even if the Electronic Distribution Mechanism is maintained by a third party.

#### 3.3. Description of Modifications.

You must cause all Covered Code to which you contribute to contain a file documenting the changes You made to create that Covered Code and the date of any change. You must include a prominent statement that the Modification is derived, directly or indirectly, from Original Code provided by the Initial Developer and including the name of the Initial Developer in (a) the Source Code, and (b) in any notice in an Executable version or related documentation in which You describe the origin or ownership of the Covered Code.

#### 3.4. Intellectual Property Matters

##### (a) Third Party Claims.

If You have knowledge that a party claims an intellectual property right in particular functionality or code (or its utilization under this License), you must include a text file with the source code distribution titled "LEGAL" which describes the claim and the party making the claim in sufficient detail that a recipient will know whom to contact. If you obtain such knowledge after You make Your Modification available as described in Section 3.2, You shall promptly modify the LEGAL file in all copies You make available thereafter and shall take other steps (such as notifying appropriate mailing lists or newsgroups) reasonably calculated to inform those who received the Covered Code that new knowledge has been obtained.

##### (b) Contributor APIs.

If Your Modification is an application programming interface and You own or control patents which are reasonably necessary to implement that API, you must also include this information in the LEGAL file.

#### 3.5. Required Notices.

You must duplicate the notice in Exhibit A in each file of the Source Code, and this License in any documentation for the Source Code, where You describe recipients' rights relating to Covered Code. If You

created one or more Modification(s), You may add your name as a Contributor to the notice described in Exhibit A. If it is not possible to put such notice in a particular Source Code file due to its structure, then you must include such notice in a location (such as a relevant directory file) where a user would be likely to look for such a notice. You may choose to offer, and to charge a fee for, warranty, support, indemnity or liability obligations to one or more recipients of Covered Code. However, You may do so only on Your own behalf, and not on behalf of the Initial Developer or any Contributor. You must make it absolutely clear than any such warranty, support, indemnity or liability obligation is offered by You alone, and You hereby agree to indemnify the Initial Developer and every Contributor for any liability incurred by the Initial Developer or such Contributor as a result of warranty, support, indemnity or liability terms You offer.

### 3.6. Distribution of Executable Versions.

You may distribute Covered Code in Executable form only if the requirements of Section 3.1-3.5 have been met for that Covered Code, and if You include a notice stating that the Source Code version of the Covered Code is available under the terms of this License, including a description of how and where You have fulfilled the obligations of Section 3.2. The notice must be conspicuously included in any notice in an Executable version, related documentation or collateral in which You describe recipients' rights relating to the Covered Code. You may distribute the Executable version of Covered Code under a license of Your choice, which may contain terms different from this License, provided that You are in compliance with the terms of this License and that the license for the Executable version does not attempt to limit or alter the recipient's rights in the Source Code version from the rights set forth in this License. If You distribute the Executable version under a different license You must make it absolutely clear that any terms which differ from this License are offered by You alone, not by the Initial Developer or any Contributor. You hereby agree to indemnify the Initial Developer and every Contributor for any liability incurred by the Initial Developer or such Contributor as a result of any such terms You offer.

### 3.7. Larger Works.

You may create a Larger Work by combining Covered Code with other code not governed by the terms of this License and distribute the Larger Work as a single product. In such a case, You must make sure the requirements of this License are fulfilled for the Covered Code.

## 4. Inability to Comply Due to Statute or Regulation.

If it is impossible for You to comply with any of the terms of this License with respect to some or all of the Covered Code due to statute or regulation then You must: (a) comply with the terms of this License to the maximum extent possible; and (b) describe the limitations and the code they affect. Such description must be included in the LEGAL file described in Section 3.4 and must be included with all distributions of the Source Code. Except to the extent prohibited by statute or regulation, such description must be sufficiently detailed for a recipient of ordinary skill to be able to understand it.

## 5. Application of this License.

This License applies to code to which the Initial Developer has attached the notice in Exhibit A, and to related Covered Code.

## 6. Versions of the License.

### 6.1. New Versions.

Netscape Communications Corporation ("Netscape") may publish revised and/or new versions of the License from time to time. Each version will be given a distinguishing version number.

### 6.2. Effect of New Versions.

Once Covered Code has been published under a particular version of the License, You may always continue to use it under the terms of that version. You may also choose to use such Covered Code under the terms of any subsequent version of the License published by Netscape. No one other than Netscape has the right to modify the terms applicable to Covered Code created under this License.

### 6.3. Derivative Works.

If you create or use a modified version of this License (which you may only do in order to apply it to code which is not already Covered Code governed by this License), you must (a) rename Your license so that the phrases ``Mozilla'', ``MOZILLAPL'', ``MOZPL'', ``Netscape'', ``NPL'' or any confusingly similar phrase do not appear anywhere in your license and (b) otherwise make it clear that your version of the license contains terms which differ from the Mozilla Public License and Netscape Public License. (Filling in the name of the Initial Developer, Original Code or Contributor in the notice described in Exhibit A shall not of themselves be deemed to be modifications of this License.)

## 7. DISCLAIMER OF WARRANTY.

COVERED CODE IS PROVIDED UNDER THIS LICENSE ON AN ``AS IS'' BASIS, WITHOUT WARRANTY OF ANY KIND, EITHER EXPRESSED OR IMPLIED, INCLUDING, WITHOUT LIMITATION, WARRANTIES THAT THE COVERED CODE IS FREE OF DEFECTS, MERCHANTABLE, FIT FOR A PARTICULAR PURPOSE OR NON-INFRINGEMENT. THE ENTIRE RISK AS TO THE QUALITY AND PERFORMANCE OF THE COVERED CODE IS WITH YOU. SHOULD ANY COVERED CODE PROVE DEFECTIVE IN ANY RESPECT, YOU (NOT THE INITIAL DEVELOPER OR ANY OTHER CONTRIBUTOR) ASSUME THE COST OF ANY NECESSARY SERVICING, REPAIR OR CORRECTION. THIS DISCLAIMER OF WARRANTY CONSTITUTES AN ESSENTIAL PART OF THIS LICENSE. NO USE OF ANY COVERED CODE IS AUTHORIZED HEREUNDER EXCEPT UNDER THIS DISCLAIMER.

## 8. TERMINATION.

This License and the rights granted hereunder will terminate automatically if You fail to comply with terms herein and fail to cure such breach within 30 days of becoming aware of the breach. All sublicenses to the Covered Code which are properly granted shall survive any termination of this License. Provisions which, by their nature, must remain in effect beyond the termination of this License shall survive.

## 9. LIMITATION OF LIABILITY.

UNDER NO CIRCUMSTANCES AND UNDER NO LEGAL THEORY, WHETHER TORT (INCLUDING NEGLIGENCE), CONTRACT, OR OTHERWISE, SHALL THE INITIAL DEVELOPER, ANY OTHER CONTRIBUTOR, OR ANY DISTRIBUTOR OF COVERED CODE, OR ANY SUPPLIER OF ANY OF SUCH PARTIES, BE LIABLE TO YOU OR ANY OTHER PERSON FOR ANY INDIRECT, SPECIAL, INCIDENTAL, OR CONSEQUENTIAL DAMAGES OF ANY CHARACTER INCLUDING, WITHOUT LIMITATION, DAMAGES FOR LOSS OF GOODWILL, WORK STOPPAGE, COMPUTER FAILURE OR MALFUNCTION, OR ANY AND ALL OTHER COMMERCIAL DAMAGES OR LOSSES, EVEN IF SUCH PARTY SHALL HAVE BEEN INFORMED OF THE POSSIBILITY OF SUCH DAMAGES. THIS LIMITATION OF LIABILITY SHALL NOT APPLY TO LIABILITY FOR DEATH OR PERSONAL INJURY RESULTING FROM SUCH PARTY'S NEGLIGENCE TO THE EXTENT APPLICABLE LAW PROHIBITS SUCH LIMITATION. SOME JURISDICTIONS DO NOT ALLOW THE EXCLUSION OR LIMITATION OF INCIDENTAL OR CONSEQUENTIAL DAMAGES, SO THAT EXCLUSION AND LIMITATION MAY NOT APPLY TO YOU.

## 10. U.S. GOVERNMENT END USERS.

The Covered Code is a "commercial item," as that term is defined in 48 C.F.R. 2.101 (Oct. 1995), consisting of "commercial computer software" and "commercial computer software documentation," as such terms are used in 48 C.F.R. 12.212 (Sept. 1995). Consistent with 48 C.F.R. 12.212 and 48 C.F.R. 227.7202-1 through 227.7202-4 (June 1995), all U.S. Government End Users acquire Covered Code with only those rights set forth herein.

#### 11. MISCELLANEOUS.

This License represents the complete agreement concerning subject matter hereof. If any provision of this License is held to be unenforceable, such provision shall be reformed only to the extent necessary to make it enforceable. This License shall be governed by California law provisions (except to the extent applicable law, if any, provides otherwise), excluding its conflict-of-law provisions. With respect to disputes in which at least one party is a citizen of, or an entity chartered or registered to do business in, the United States of America: (a) unless otherwise agreed in writing, all disputes relating to this License (excepting any dispute relating to intellectual property rights) shall be subject to final and binding arbitration, with the losing party paying all costs of arbitration; (b) any arbitration relating to this Agreement shall be held in Santa Clara County, California, under the auspices of JAMS/EndDispute; and (c) any litigation relating to this Agreement shall be subject to the jurisdiction of the Federal Courts of the Northern District of California, with venue lying in Santa Clara County, California, with the losing party responsible for costs, including without limitation, court costs and reasonable attorneys fees and expenses. The application of the United Nations Convention on Contracts for the International Sale of Goods is expressly excluded. Any law or regulation which provides that the language of a contract shall be construed against the drafter shall not apply to this License.

#### 12. RESPONSIBILITY FOR CLAIMS.

Except in cases where another Contributor has failed to comply with Section 3.4, You are responsible for damages arising, directly or indirectly, out of Your utilization of rights under this License, based on the number of copies of Covered Code you made available, the revenues you received from utilizing such rights, and other relevant factors. You agree to work with affected parties to distribute responsibility on an equitable basis.

#### EXHIBIT A.

"The contents of this file are subject to the Mozilla Public License Version 1.0 (the "License"); you may not use this file except in compliance with the License. You may obtain a copy of the License at <http://www.mozilla.org/MPL/>

Software distributed under the License is distributed on an "AS IS" basis, WITHOUT WARRANTY OF ANY KIND, either express or implied. See the License for the specific language governing rights and limitations under the License.

The Original Code is \_\_\_\_\_.

The Initial Developer of the Original Code is \_\_\_\_\_. Portions created by \_\_\_\_\_ are Copyright (C) \_\_\_\_\_. All Rights Reserved.

Contributor(s): \_\_\_\_\_."

## 15.34 MPL 1.1 License

Mozilla Public License Version 1.1 1.

Definitions.

1.0.1. "Commercial Use" means distribution or otherwise making the Covered Code available to a third party.

1.1. "Contributor" means each entity that creates or contributes to the creation of Modifications.

1.2. "Contributor Version" means the combination of the Original Code, prior Modifications used by a Contributor, and the Modifications made by that particular Contributor.

1.3. "Covered Code" means the Original Code or Modifications or the combination of the Original Code and Modifications, in each case including portions thereof.

1.4. "Electronic Distribution Mechanism" means a mechanism generally accepted in the software development community for the electronic transfer of data.

1.5. "Executable" means Covered Code in any form other than Source Code.

1.6. "Initial Developer" means the individual or entity identified as the Initial Developer in the Source Code notice required by Exhibit A.

1.7. "Larger Work" means a work which combines Covered Code or portions thereof with code not governed by the terms of this License.

1.8. "License" means this document.

1.8.1. "Licensable" means having the right to grant, to the maximum extent possible, whether at the time of the initial grant or subsequently acquired, any and all of the rights conveyed herein.

1.9. "Modifications" means any addition to or deletion from the substance or structure of either the Original Code or any previous Modifications. When Covered Code is released as a series of files, a Modification is: Any addition to or deletion from the contents of a file containing Original Code or previous Modifications. Any new file that contains any part of the Original Code or previous Modifications.

1.10. "Original Code" means Source Code of computer software code which is described in the Source Code notice required by Exhibit A as Original Code, and which, at the time of its release under this License is not already Covered Code governed by this License.

1.10.1. "Patent Claims" means any patent claim(s), now owned or hereafter acquired, including without limitation, method, process, and apparatus claims, in any patent Licensable by grantor.

1.11. "Source Code" means the preferred form of the Covered Code for making modifications to it, including all modules it contains, plus any associated interface definition files, scripts used to control compilation and installation of an Executable, or source code differential comparisons against either the Original Code or another well known, available Covered Code of the Contributor's choice. The Source

Code can be in a compressed or archival form, provided the appropriate decompression or de-archiving software is widely available for no charge.

1.12. "You" (or "Your") means an individual or a legal entity exercising rights under, and complying with all of the terms of, this License or a future version of this License issued under Section 6.1. For legal entities, "You" includes any entity which controls, is controlled by, or is under common control with You. For purposes of this definition, "control" means (a) the power, direct or indirect, to cause the direction or management of such entity, whether by contract or otherwise, or (b) ownership of more than fifty percent (50%) of the outstanding shares or beneficial ownership of such entity.

## 2. Source Code License.

2.1. The Initial Developer Grant. The Initial Developer hereby grants You a world-wide, royalty-free, non-exclusive license, subject to third party intellectual property claims:

- a. under intellectual property rights (other than patent or trademark) Licensable by Initial Developer to use, reproduce, modify, display, perform, sublicense and distribute the Original Code (or portions thereof) with or without Modifications, and/or as part of a Larger Work; and
- b. under Patents Claims infringed by the making, using or selling of Original Code, to make, have made, use, practice, sell, and offer for sale, and/or otherwise dispose of the Original Code (or portions thereof).
- c. the licenses granted in this Section 2.1 (a) and (b) are effective on the date Initial Developer first distributes Original Code under the terms of this License.
- d. Notwithstanding Section 2.1 (b) above, no patent license is granted: 1) for code that You delete from the Original Code; 2) separate from the Original Code; or 3) for infringements caused by: i) the modification of the Original Code or ii) the combination of the Original Code with other software or devices.

2.2. Contributor Grant. Subject to third party intellectual property claims, each Contributor hereby grants You a world-wide, royalty-free, non-exclusive license

- a. under intellectual property rights (other than patent or trademark) Licensable by Contributor, to use, reproduce, modify, display, perform, sublicense and distribute the Modifications created by such Contributor (or portions thereof) either on an unmodified basis, with other Modifications, as Covered Code and/or as part of a Larger Work; and
- b. under Patent Claims infringed by the making, using, or selling of Modifications made by that Contributor either alone and/or in combination with its Contributor Version (or portions of such combination), to make, use, sell, offer for sale, have made, and/or otherwise dispose of: 1) Modifications made by that Contributor (or portions thereof); and 2) the combination of Modifications made by that Contributor with its Contributor Version (or portions of such combination).
- c. the licenses granted in Sections 2.2 (a) and 2.2 (b) are effective on the date Contributor first makes Commercial Use of the Covered Code.
- d. Notwithstanding Section 2.2 (b) above, no patent license is granted: 1) for any code that Contributor has deleted from the Contributor Version; 2) separate from the Contributor Version; 3) for infringements caused by: i) third party modifications of Contributor Version or ii) the combination of Modifications made by that Contributor with other software (except as part of the Contributor Version) or other devices; or 4) under Patent Claims infringed by Covered Code in the absence of Modifications made by that Contributor.

## 3. Distribution Obligations.

3.1. Application of License. The Modifications which You create or to which You contribute are governed by the terms of this License, including without limitation Section 2.2. The Source Code version of Covered Code may be distributed only under the terms of this License or a future version of this License released under Section 6.1, and You must include a copy of this License with every copy of the Source Code You distribute. You may not offer or impose any terms on any Source Code version that alters or restricts the applicable version of this License or the recipients' rights hereunder. However, You may include an additional document offering the additional rights described in Section 3.5.

3.2. Availability of Source Code. Any Modification which You create or to which You contribute must be made available in Source Code form under the terms of this License either on the same media as an Executable version or via an accepted Electronic Distribution Mechanism to anyone to whom you made an Executable version available; and if made available via Electronic Distribution Mechanism, must remain available for at least twelve (12) months after the date it initially became available, or at least six (6) months after a subsequent version of that particular Modification has been made available to such recipients. You are responsible for ensuring that the Source Code version remains available even if the Electronic Distribution Mechanism is maintained by a third party.

3.3. Description of Modifications. You must cause all Covered Code to which You contribute to contain a file documenting the changes You made to create that Covered Code and the date of any change. You must include a prominent statement that the Modification is derived, directly or indirectly, from Original Code provided by the Initial Developer and including the name of the Initial Developer in (a) the Source Code, and (b) in any notice in an Executable version or related documentation in which You describe the origin or ownership of the Covered Code.

### 3.4. Intellectual Property Matters

#### (a) Third Party Claims

If Contributor has knowledge that a license under a third party's intellectual property rights is required to exercise the rights granted by such Contributor under Sections 2.1 or 2.2, Contributor must include a text file with the Source Code distribution titled "LEGAL" which describes the claim and the party making the claim in sufficient detail that a recipient will know whom to contact. If Contributor obtains such knowledge after the Modification is made available as described in Section 3.2, Contributor shall promptly modify the LEGAL file in all copies Contributor makes available thereafter and shall take other steps (such as notifying appropriate mailing lists or newsgroups) reasonably calculated to inform those who received the Covered Code that new knowledge has been obtained.

#### (b) Contributor APIs

If Contributor's Modifications include an application programming interface and Contributor has knowledge of patent licenses which are reasonably necessary to implement that API, Contributor must also include this information in the LEGAL file.

(c) Representations. Contributor represents that, except as disclosed pursuant to Section 3.4 (a) above, Contributor believes that Contributor's Modifications are Contributor's original creation(s) and/or Contributor has sufficient rights to grant the rights conveyed by this License.

3.5. Required Notices. You must duplicate the notice in Exhibit A in each file of the Source Code. If it is not possible to put such notice in a particular Source Code file due to its structure, then You must include such notice in a location (such as a relevant directory) where a user would be likely to look for such a notice. If You created one or more Modification(s) You may add your name as a Contributor to the notice described in Exhibit A. You must also duplicate this License in any documentation for the Source Code where You describe recipients' rights or ownership rights relating to Covered Code. You may choose to offer, and to charge a fee for, warranty, support, indemnity or liability obligations to one or more recipients of Covered

Code. However, You may do so only on Your own behalf, and not on behalf of the Initial Developer or any Contributor. You must make it absolutely clear than any such warranty, support, indemnity or liability obligation is offered by You alone, and You hereby agree to indemnify the Initial Developer and every Contributor for any liability incurred by the Initial Developer or such Contributor as a result of warranty, support, indemnity or liability terms You offer.

3.6. Distribution of Executable Versions. You may distribute Covered Code in Executable form only if the requirements of Sections 3.1, 3.2, 3.3, 3.4 and 3.5 have been met for that Covered Code, and if You include a notice stating that the Source Code version of the Covered Code is available under the terms of this License, including a description of how and where You have fulfilled the obligations of Section 3.2. The notice must be conspicuously included in any notice in an Executable version, related documentation or collateral in which You describe recipients' rights relating to the Covered Code. You may distribute the Executable version of Covered Code or ownership rights under a license of Your choice, which may contain terms different from this License, provided that You are in compliance with the terms of this License and that the license for the Executable version does not attempt to limit or alter the recipient's rights in the Source Code version from the rights set forth in this License. If You distribute the Executable version under a different license You must make it absolutely clear that any terms which differ from this License are offered by You alone, not by the Initial Developer or any Contributor. You hereby agree to indemnify the Initial Developer and every Contributor for any liability incurred by the Initial Developer or such Contributor as a result of any such terms You offer.

3.7. Larger Works. You may create a Larger Work by combining Covered Code with other code not governed by the terms of this License and distribute the Larger Work as a single product. In such a case, You must make sure the requirements of this License are fulfilled for the Covered Code.

#### 4. Inability to Comply Due to Statute or Regulation.

If it is impossible for You to comply with any of the terms of this License with respect to some or all of the Covered Code due to statute, judicial order, or regulation then You must: (a) comply with the terms of this License to the maximum extent possible; and (b) describe the limitations and the code they affect. Such description must be included in the LEGAL file described in Section 3.4 and must be included with all distributions of the Source Code. Except to the extent prohibited by statute or regulation, such description must be sufficiently detailed for a recipient of ordinary skill to be able to understand it.

#### 5. Application of this License.

This License applies to code to which the Initial Developer has attached the notice in Exhibit A and to related Covered Code.

#### 6. Versions of the License.

##### 6.1. New Versions

Netscape Communications Corporation ("Netscape") may publish revised and/or new versions of the License from time to time. Each version will be given a distinguishing version number.

##### 6.2. Effect of New Versions

Once Covered Code has been published under a particular version of the License, You may always continue to use it under the terms of that version. You may also choose to use such Covered Code under the terms of any subsequent version of the License published by Netscape. No one other than Netscape has the right to modify the terms applicable to Covered Code created under this License.

### 6.3. Derivative Works

If You create or use a modified version of this License (which you may only do in order to apply it to code which is not already Covered Code governed by this License), You must (a) rename Your license so that the phrases "Mozilla", "MOZILLAPL", "MOZPL", "Netscape", "MPL", "NPL" or any confusingly similar phrase do not appear in your license (except to note that your license differs from this License) and (b) otherwise make it clear that Your version of the license contains terms which differ from the Mozilla Public License and Netscape Public License. (Filling in the name of the Initial Developer, Original Code or Contributor in the notice described in Exhibit A shall not of themselves be deemed to be modifications of this License.)

### 7. DISCLAIMER OF WARRANTY

COVERED CODE IS PROVIDED UNDER THIS LICENSE ON AN "AS IS" BASIS, WITHOUT WARRANTY OF ANY KIND, EITHER EXPRESSED OR IMPLIED, INCLUDING, WITHOUT LIMITATION, WARRANTIES THAT THE COVERED CODE IS FREE OF DEFECTS, MERCHANTABLE, FIT FOR A PARTICULAR PURPOSE OR NON-INFRINGEMENT. THE ENTIRE RISK AS TO THE QUALITY AND PERFORMANCE OF THE COVERED CODE IS WITH YOU. SHOULD ANY COVERED CODE PROVE DEFECTIVE IN ANY RESPECT, YOU (NOT THE INITIAL DEVELOPER OR ANY OTHER CONTRIBUTOR) ASSUME THE COST OF ANY NECESSARY SERVICING, REPAIR OR CORRECTION. THIS DISCLAIMER OF WARRANTY CONSTITUTES AN ESSENTIAL PART OF THIS LICENSE. NO USE OF ANY COVERED CODE IS AUTHORIZED HEREUNDER EXCEPT UNDER THIS DISCLAIMER.

### 8. Termination

8.1. This License and the rights granted hereunder will terminate automatically if You fail to comply with terms herein and fail to cure such breach within 30 days of becoming aware of the breach. All sublicenses to the Covered Code which are properly granted shall survive any termination of this License. Provisions which, by their nature, must remain in effect beyond the termination of this License shall survive.

8.2. If You initiate litigation by asserting a patent infringement claim (excluding declaratory judgment actions) against Initial Developer or a Contributor (the Initial Developer or Contributor against whom You file such action is referred to as "Participant") alleging that:

a. such Participant's Contributor Version directly or indirectly infringes any patent, then any and all rights granted by such Participant to You under Sections 2.1 and/or 2.2 of this License shall, upon 60 days notice from Participant terminate prospectively, unless if within 60 days after receipt of notice You either: (i) agree in writing to pay Participant a mutually agreeable reasonable royalty for Your past and future use of Modifications made by such Participant, or (ii) withdraw Your litigation claim with respect to the Contributor Version against such Participant. If within 60 days of notice, a reasonable royalty and payment arrangement are not mutually agreed upon in writing by the parties or the litigation claim is not withdrawn, the rights granted by Participant to You under Sections 2.1 and/or 2.2 automatically terminate at the expiration of the 60 day notice period specified above.

b. any software, hardware, or device, other than such Participant's Contributor Version, directly or indirectly infringes any patent, then any rights granted to You by such Participant under Sections 2.1(b) and 2.2(b) are revoked effective as of the date You first made, used, sold, distributed, or had made, Modifications made by that Participant.

8.3. If You assert a patent infringement claim against Participant alleging that such Participant's Contributor Version directly or indirectly infringes any patent where such claim is resolved (such as by license or settlement) prior to the initiation of patent infringement litigation, then the reasonable value of the licenses granted by such Participant under Sections 2.1 or 2.2 shall be taken into account in determining the amount or value of any payment or license.

8.4. In the event of termination under Sections 8.1 or 8.2 above, all end user license agreements (excluding distributors and resellers) which have been validly granted by You or any distributor hereunder prior to termination shall survive termination.

## 9. LIMITATION OF LIABILITY

UNDER NO CIRCUMSTANCES AND UNDER NO LEGAL THEORY, WHETHER TORT (INCLUDING NEGLIGENCE), CONTRACT, OR OTHERWISE, SHALL YOU, THE INITIAL DEVELOPER, ANY OTHER CONTRIBUTOR, OR ANY DISTRIBUTOR OF COVERED CODE, OR ANY SUPPLIER OF ANY OF SUCH PARTIES, BE LIABLE TO ANY PERSON FOR ANY INDIRECT, SPECIAL, INCIDENTAL, OR CONSEQUENTIAL DAMAGES OF ANY CHARACTER INCLUDING, WITHOUT LIMITATION, DAMAGES FOR LOSS OF GOODWILL, WORK STOPPAGE, COMPUTER FAILURE OR MALFUNCTION, OR ANY AND ALL OTHER COMMERCIAL DAMAGES OR LOSSES, EVEN IF SUCH PARTY SHALL HAVE BEEN INFORMED OF THE POSSIBILITY OF SUCH DAMAGES. THIS LIMITATION OF LIABILITY SHALL NOT APPLY TO LIABILITY FOR DEATH OR PERSONAL INJURY RESULTING FROM SUCH PARTY'S NEGLIGENCE TO THE EXTENT APPLICABLE LAW PROHIBITS SUCH LIMITATION. SOME JURISDICTIONS DO NOT ALLOW THE EXCLUSION OR LIMITATION OF INCIDENTAL OR CONSEQUENTIAL DAMAGES, SO THIS EXCLUSION AND LIMITATION MAY NOT APPLY TO YOU.

## 10. U.S. government end users

The Covered Code is a "commercial item," as that term is defined in 48 C.F.R. 2.101 (Oct. 1995), consisting of "commercial computer software" and "commercial computer software documentation," as such terms are used in 48 C.F.R. 12.212 (Sept. 1995). Consistent with 48 C.F.R. 12.212 and 48 C.F.R. 227.7202-1 through 227.7202-4 (June 1995), all U.S. Government End Users acquire Covered Code with only those rights set forth herein.

## 11. Miscellaneous

This License represents the complete agreement concerning subject matter hereof. If any provision of this License is held to be unenforceable, such provision shall be reformed only to the extent necessary to make it enforceable. This License shall be governed by California law provisions (except to the extent applicable law, if any, provides otherwise), excluding its conflict-of-law provisions. With respect to disputes in which at least one party is a citizen of, or an entity chartered or registered to do business in the United States of America, any litigation relating to this License shall be subject to the jurisdiction of the Federal Courts of the Northern District of California, with venue lying in Santa Clara County, California, with the losing party responsible for costs, including without limitation, court costs and reasonable attorneys' fees and expenses. The application of the United Nations Convention on Contracts for the International Sale of Goods is expressly excluded. Any law or regulation which provides that the language of a contract shall be construed against the drafter shall not apply to this License.

## 12. Responsibility for claims

As between Initial Developer and the Contributors, each party is responsible for claims and damages arising, directly or indirectly, out of its utilization of rights under this License and You agree to work with Initial Developer and Contributors to distribute such responsibility on an equitable basis. Nothing herein is intended or shall be deemed to constitute any admission of liability.

## 13. Multiple-licensed code

Initial Developer may designate portions of the Covered Code as "Multiple-Licensed". "Multiple-Licensed" means that the Initial Developer permits you to utilize portions of the Covered Code under Your choice of the MPL or the alternative licenses, if any, specified by the Initial Developer in the file described in Exhibit A.

Exhibit A - Mozilla Public License.

"The contents of this file are subject to the Mozilla Public License Version 1.1 (the "License"); you may not use this file except in compliance with the License. You may obtain a copy of the License at <http://www.mozilla.org/MPL/>

Software distributed under the License is distributed on an "AS IS" basis, WITHOUT WARRANTY OF ANY KIND, either express or implied. See the License for the specific language governing rights and limitations under the License.

The Original Code is \_\_\_\_\_.

The Initial Developer of the Original Code is \_\_\_\_\_. Portions created by \_\_\_\_\_ are Copyright (C) \_\_\_\_\_. All Rights Reserved.

Contributor(s): \_\_\_\_\_.

Alternatively, the contents of this file may be used under the terms of the \_\_\_\_\_ license (the "[ ] License"), in which case the provisions of [ ] License are applicable instead of those above. If you wish to allow use of your version of this file only under the terms of the [ ] License and not to allow others to use your version of this file under the MPL, indicate your decision by deleting the provisions above and replace them with the notice and other provisions required by the [ ] License. If you do not delete the provisions above, a recipient may use your version of this file under either the MPL or the [ ] License."

NOTE: The text of this Exhibit A may differ slightly from the text of the notices in the Source Code files of the Original Code. You should use the text of this Exhibit A rather than the text found in the Original Code Source Code for Your Modifications.

## 15.35 MPL 2.0 License

Mozilla Public License Version 2.0

### 1. Definitions

1.1. "Contributor" means each individual or legal entity that creates, contributes to the creation of, or owns Covered Software.

1.2. "Contributor Version" means the combination of the Contributions of others (if any) used by a Contributor and that particular Contributor's Contribution.

1.3. "Contribution" means Covered Software of a particular Contributor.

1.4. "Covered Software" means Source Code Form to which the initial Contributor has attached the notice in Exhibit A, the Executable Form of such Source Code Form, and Modifications of such Source Code Form, in each case including portions thereof.

1.5. "Incompatible With Secondary Licenses" means

(a) that the initial Contributor has attached the notice described in Exhibit B to the Covered Software; or

(b) that the Covered Software was made available under the terms of version 1.1 or earlier of the License, but not also under the terms of a Secondary License.

1.6. "Executable Form" means any form of the work other than Source Code Form.

1.7. "Larger Work" means a work that combines Covered Software with other material, in a separate file or files, that is not Covered Software.

1.8. "License" means this document.

1.9. "Licensable" means having the right to grant, to the maximum extent possible, whether at the time of the initial grant or subsequently, any and all of the rights conveyed by this License.

1.10. "Modifications" means any of the following:

(a) any file in Source Code Form that results from an addition to, deletion from, or modification of the contents of Covered Software; or

(b) any new file in Source Code Form that contains any Covered Software.

1.11. "Patent Claims" of a Contributor means any patent claim(s), including without limitation, method, process, and apparatus claims, in any patent Licensable by such Contributor that would be infringed, but for the grant of the License, by the making, using, selling, offering for sale, having made, import, or transfer of either its Contributions or its Contributor Version.

1.12. "Secondary License" means either the GNU General Public License, Version 2.0, the GNU Lesser General Public License, Version 2.1, the GNU Affero General Public License, Version 3.0, or any later versions of those licenses.

1.13. "Source Code Form" means the form of the work preferred for making modifications.

1.14. "You" (or "Your") means an individual or a legal entity exercising rights under this License. For legal entities, "You" includes any entity that controls, is controlled by, or is under common control with You. For purposes of this definition, "control" means (a) the power, direct or indirect, to cause the direction or management of such entity, whether by contract or otherwise, or (b) ownership of more than fifty percent (50%) of the outstanding shares or beneficial ownership of such entity.

## 2. License Grants and Conditions

2.1. Grants Each Contributor hereby grants You a world-wide, royalty-free, non-exclusive license:

(a) under intellectual property rights (other than patent or trademark) Licensable by such Contributor to use, reproduce, make available, modify, display, perform, distribute, and otherwise exploit its Contributions, either on an unmodified basis, with Modifications, or as part of a Larger Work; and

(b) under Patent Claims of such Contributor to make, use, sell, offer for sale, have made, import, and otherwise transfer either its Contributions or its Contributor Version.

2.2. Effective Date The licenses granted in Section 2.1 with respect to any Contribution become effective for each Contribution on the date the Contributor first distributes such Contribution.

**2.3. Limitations on Grant Scope** The licenses granted in this Section 2 are the only rights granted under this License. No additional rights or licenses will be implied from the distribution or licensing of Covered Software under this License. Notwithstanding Section 2.1(b) above, no patent license is granted by a Contributor:

- (a) for any code that a Contributor has removed from Covered Software; or
- (b) for infringements caused by: (i) Your and any other third party's modifications of Covered Software, or (ii) the combination of its Contributions with other software (except as part of its Contributor Version); or
- (c) under Patent Claims infringed by Covered Software in the absence of its Contributions.

This License does not grant any rights in the trademarks, service marks, or logos of any Contributor (except as may be necessary to comply with the notice requirements in Section 3.4).

### 2.4. Subsequent Licenses

No Contributor makes additional grants as a result of Your choice to distribute the Covered Software under a subsequent version of this License (see Section 10.2) or under the terms of a Secondary License (if permitted under the terms of Section 3.3).

### 2.5. Representation

Each Contributor represents that the Contributor believes its Contributions are its original creation(s) or it has sufficient rights to grant the rights to its Contributions conveyed by this License.

### 2.6. Fair Use

This License is not intended to limit any rights You have under applicable copyright doctrines of fair use, fair dealing, or other equivalents.

### 2.7. Conditions

Sections 3.1, 3.2, 3.3, and 3.4 are conditions of the licenses granted in Section 2.1.

## 3. Responsibilities

### 3.1. Distribution of Source Form

All distribution of Covered Software in Source Code Form, including any Modifications that You create or to which You contribute, must be under the terms of this License. You must inform recipients that the Source Code Form of the Covered Software is governed by the terms of this License, and how they can obtain a copy of this License. You may not attempt to alter or restrict the recipients' rights in the Source Code Form.

### 3.2. Distribution of Executable Form

If You distribute Covered Software in Executable Form then:

- (a) such Covered Software must also be made available in Source Code Form, as described in Section 3.1, and You must inform recipients of the Executable Form how they can obtain a copy of such Source Code Form by reasonable means in a timely manner, at a charge no more than the cost of distribution to the recipient; and

(b) You may distribute such Executable Form under the terms of this License, or sublicense it under different terms, provided that the license for the Executable Form does not attempt to limit or alter the recipients' rights in the Source Code Form under this License.

### 3.3. Distribution of a Larger Work

You may create and distribute a Larger Work under terms of Your choice, provided that You also comply with the requirements of this License for the Covered Software. If the Larger Work is a combination of Covered Software with a work governed by one or more Secondary Licenses, and the Covered Software is not Incompatible With Secondary Licenses, this License permits You to additionally distribute such Covered Software under the terms of such Secondary License(s), so that the recipient of the Larger Work may, at their option, further distribute the Covered Software under the terms of either this License or such Secondary License(s).

### 3.4. Notices

You may not remove or alter the substance of any license notices (including copyright notices, patent notices, disclaimers of warranty, or limitations of liability) contained within the Source Code Form of the Covered Software, except that You may alter any license notices to the extent required to remedy known factual inaccuracies.

### 3.5. Application of Additional Terms

You may choose to offer, and to charge a fee for, warranty, support, indemnity or liability obligations to one or more recipients of Covered Software. However, You may do so only on Your own behalf, and not on behalf of any Contributor. You must make it absolutely clear that any such warranty, support, indemnity, or liability obligation is offered by You alone, and You hereby agree to indemnify every Contributor for any liability incurred by such Contributor as a result of warranty, support, indemnity or liability terms You offer. You may include additional disclaimers of warranty and limitations of liability specific to any jurisdiction.

## 4. Inability to Comply Due to Statute or Regulation

If it is impossible for You to comply with any of the terms of this License with respect to some or all of the Covered Software due to statute, judicial order, or regulation then You must: (a) comply with the terms of this License to the maximum extent possible; and (b) describe the limitations and the code they affect. Such description must be placed in a text file included with all distributions of the Covered Software under this License. Except to the extent prohibited by statute or regulation, such description must be sufficiently detailed for a recipient of ordinary skill to be able to understand it.

## 5. Termination

5.1. The rights granted under this License will terminate automatically if You fail to comply with any of its terms. However, if You become compliant, then the rights granted under this License from a particular Contributor are reinstated (a) provisionally, unless and until such Contributor explicitly and finally terminates Your grants, and (b) on an ongoing basis, if such Contributor fails to notify You of the non-compliance by some reasonable means prior to 60 days after You have come back into compliance. Moreover, Your grants from a particular Contributor are reinstated on an ongoing basis if such Contributor notifies You of the non-compliance by some reasonable means, this is the first time You have received notice of non-compliance with this License from such Contributor, and You become compliant prior to 30 days after Your receipt of the notice.

5.2. If You initiate litigation against any entity by asserting a patent infringement claim (excluding declaratory judgment actions, counter-claims, and cross-claims) alleging that a Contributor Version directly

or indirectly infringes any patent, then the rights granted to You by any and all Contributors for the Covered Software under Section 2.1 of this License shall terminate.

5.3. In the event of termination under Sections 5.1 or 5.2 above, all end user license agreements (excluding distributors and resellers) which have been validly granted by You or Your distributors under this License prior to termination shall survive termination.

### 6. Disclaimer of Warranty

Covered Software is provided under this License on an "as is" basis, without warranty of any kind, either expressed, implied, or statutory, including, without limitation, warranties that the Covered Software is free of defects, merchantable, fit for a particular purpose or non-infringing. The entire risk as to the quality and performance of the Covered Software is with You. Should any Covered Software prove defective in any respect, You (not any Contributor) assume the cost of any necessary servicing, repair, or correction. This disclaimer of warranty constitutes an essential part of this License. No use of any Covered Software is authorized under this License except under this disclaimer.

### 7. Limitation of Liability

Under no circumstances and under no legal theory, whether tort (including negligence), contract, or otherwise, shall any Contributor, or anyone who distributes Covered Software as permitted above, be liable to You for any direct, indirect, special, incidental, or consequential damages of any character including, without limitation, damages for lost profits, loss of goodwill, work stoppage, computer failure or malfunction, or any and all other commercial damages or losses, even if such party shall have been informed of the possibility of such damages. This limitation of liability shall not apply to liability for death or personal injury resulting from such party's negligence to the extent applicable law prohibits such limitation. Some jurisdictions do not allow the exclusion or limitation of incidental or consequential damages, so this exclusion and limitation may not apply to You.

### 8. Litigation

Any litigation relating to this License may be brought only in the courts of a jurisdiction where the defendant maintains its principal place of business and such litigation shall be governed by laws of that jurisdiction, without reference to its conflict-of-law provisions. Nothing in this Section shall prevent a party's ability to bring cross-claims or counter-claims.

### 9. Miscellaneous

This License represents the complete agreement concerning the subject matter hereof. If any provision of this License is held to be unenforceable, such provision shall be reformed only to the extent necessary to make it enforceable. Any law or regulation which provides that the language of a contract shall be construed against the drafter shall not be used to construe this License against a Contributor.

### 10. Versions of the License

#### 10.1. New Versions

Mozilla Foundation is the license steward. Except as provided in Section 10.3, no one other than the license steward has the right to modify or publish new versions of this License. Each version will be given a distinguishing version number.

#### 10.2. Effect of New Versions

You may distribute the Covered Software under the terms of the version of the License under which You originally received the Covered Software, or under the terms of any subsequent version published by the license steward.

### 10.3. Modified Versions

If you create software not governed by this License, and you want to create a new license for such software, you may create and use a modified version of this License if you rename the license and remove any references to the name of the license steward (except to note that such modified license differs from this License).

### 10.4. Distributing Source Code Form that is Incompatible With Secondary Licenses

If You choose to distribute Source Code Form that is Incompatible With Secondary Licenses under the terms of this version of the License, the notice described in Exhibit B of this License must be attached.

#### Exhibit A - Source Code Form License Notice

This Source Code Form is subject to the terms of the Mozilla Public License, v. 2.0. If a copy of the MPL was not distributed with this file, You can obtain one at <http://mozilla.org/MPL/2.0/>.

If it is not possible or desirable to put the notice in a particular file, then You may include the notice in a location (such as a LICENSE file in a relevant directory) where a recipient would be likely to look for such a notice. You may add additional accurate notices of copyright ownership.

#### Exhibit B - "Incompatible With Secondary Licenses" Notice

This Source Code Form is "Incompatible With Secondary Licenses", as defined by the Mozilla Public License, v. 2.0.

## 15.36 Netscape License

Netscape Public License version 1.1

### AMENDMENTS

The Netscape Public License Version 1.1 ("NPL") consists of the Mozilla Public License Version 1.1 with the following Amendments, including Exhibit A-Netscape Public License. Files identified with "Exhibit A-Netscape Public License" are governed by the Netscape Public License Version 1.1.

Additional Terms applicable to the Netscape Public License.

#### I. Effect.

These additional terms described in this Netscape Public License -- Amendments shall apply to the Mozilla Communicator client code and to all Covered Code under this License.

II. "Netscape's Branded Code" means Covered Code that Netscape distributes and/or permits others to distribute under one or more trademark(s) which are controlled by Netscape but which are not licensed for use under this License.

### III. Netscape and logo.

This License does not grant any rights to use the trademarks "Netscape", the "Netscape N and horizon" logo or the "Netscape lighthouse" logo, "Netcenter", "Gecko", "Java" or "JavaScript", "Smart Browsing" even if such marks are included in the Original Code or Modifications.

### IV. Inability to Comply Due to Contractual Obligation.

Prior to licensing the Original Code under this License, Netscape has licensed third party code for use in Netscape's Branded Code. To the extent that Netscape is limited contractually from making such third party code available under this License, Netscape may choose to reintegrate such code into Covered Code without being required to distribute such code in Source Code form, even if such code would otherwise be considered "Modifications" under this License.

### V. Use of Modifications and Covered Code by Initial Developer.

#### V.1. In General.

The obligations of Section 3 apply to Netscape, except to the extent specified in this Amendment, Section V.2 and V.3. V.2. Other Products.

Netscape may include Covered Code in products other than the Netscape's Branded Code which are released by Netscape during the two (2) years following the release date of the Original Code, without such additional products becoming subject to the terms of this License, and may license such additional products on different terms from those contained in this License.

#### V.3. Alternative Licensing.

Netscape may license the Source Code of Netscape's Branded Code, including Modifications incorporated therein, without such Netscape Branded Code becoming subject to the terms of this License, and may license such Netscape Branded Code on different terms from those contained in this License.

### VI. Litigation.

Notwithstanding the limitations of Section 11 above, the provisions regarding litigation in Section 11(a), (b) and (c) of the License shall apply to all disputes relating to this License.

### EXHIBIT A-Netscape Public License.

"The contents of this file are subject to the Netscape Public License Version 1.1 (the "License"); you may not use this file except in compliance with the License. You may obtain a copy of the License at <http://www.mozilla.org/NPL/>

Software distributed under the License is distributed on an "AS IS" basis, WITHOUT WARRANTY OF ANY KIND, either express or implied. See the License for the specific language governing rights and limitations under the License.

The Original Code is Mozilla Communicator client code, released March 31, 1998.

The Initial Developer of the Original Code is Netscape Communications Corporation. Portions created by Netscape are Copyright (C) 1998-1999 Netscape Communications Corporation. All Rights Reserved.

Contributor(s): \_\_\_\_\_.

Alternatively, the contents of this file may be used under the terms of the \_\_\_\_\_ license (the "[ ] License"), in which case the provisions of [ ] License are applicable instead of those above. If you wish to allow use of your version of this file only under the terms of the [ ] License and not to allow others to use your version of this file under the NPL, indicate your decision by deleting the provisions above and replace them with the notice and other provisions required by the [ ] License. If you do not delete the provisions above, a recipient may use your version of this file under either the NPL or the [ ] License."

## 15.37 Net-SNMP

Various copyrights apply to this package, listed in various separate parts below. Please make sure that you read all the parts.

---- Part 1: CMU/UCD copyright notice: (BSD like) ----

Copyright 1989, 1991, 1992 by Carnegie Mellon University

Derivative Work - 1996, 1998-2000

Copyright 1996, 1998-2000 The Regents of the University of California

All Rights Reserved

Permission to use, copy, modify and distribute this software and its documentation for any purpose and without fee is hereby granted, provided that the above copyright notice appears in all copies and that both that copyright notice and this permission notice appear in supporting documentation, and that the name of CMU and The Regents of the University of California not be used in advertising or publicity pertaining to distribution of the software without specific written permission.

CMU AND THE REGENTS OF THE UNIVERSITY OF CALIFORNIA DISCLAIM ALL WARRANTIES WITH REGARD TO THIS SOFTWARE, INCLUDING ALL IMPLIED WARRANTIES OF MERCHANTABILITY AND FITNESS. IN NO EVENT SHALL CMU OR THE REGENTS OF THE UNIVERSITY OF CALIFORNIA BE LIABLE FOR ANY SPECIAL, INDIRECT OR CONSEQUENTIAL DAMAGES OR ANY DAMAGES WHATSOEVER RESULTING FROM THE LOSS OF USE, DATA OR PROFITS, WHETHER IN AN ACTION OF CONTRACT, NEGLIGENCE OR OTHER TORTIOUS ACTION, ARISING OUT OF OR IN CONNECTION WITH THE USE OR PERFORMANCE OF THIS SOFTWARE.

---- Part 2: Networks Associates Technology, Inc copyright notice (BSD) ----

Copyright (c) 2001-2003, Networks Associates Technology, Inc All rights reserved.

Redistribution and use in source and binary forms, with or without modification, are permitted provided that the following conditions are met:

Redistributions of source code must retain the above copyright notice, this list of conditions and the following disclaimer.

Redistributions in binary form must reproduce the above copyright notice, this list of conditions and the following disclaimer in the documentation and/or other materials provided with the distribution.

Neither the name of the Networks Associates Technology, Inc nor the names of its contributors may be used to endorse or promote products derived from this software without specific prior written permission.

THIS SOFTWARE IS PROVIDED BY THE COPYRIGHT HOLDERS AND CONTRIBUTORS ``AS IS" AND ANY EXPRESS OR IMPLIED WARRANTIES, INCLUDING, BUT NOT LIMITED TO, THE IMPLIED WARRANTIES OF MERCHANTABILITY AND FITNESS FOR A PARTICULAR PURPOSE ARE DISCLAIMED. IN NO EVENT SHALL THE COPYRIGHT HOLDERS OR CONTRIBUTORS BE LIABLE FOR ANY DIRECT, INDIRECT, INCIDENTAL, SPECIAL,

EXEMPLARY, OR CONSEQUENTIAL DAMAGES (INCLUDING, BUT NOT LIMITED TO, PROCUREMENT OF SUBSTITUTE GOODS OR SERVICES; LOSS OF USE, DATA, OR PROFITS; OR BUSINESS INTERRUPTION) HOWEVER CAUSED AND ON ANY THEORY OF LIABILITY, WHETHER IN CONTRACT, STRICT LIABILITY, OR TORT (INCLUDING NEGLIGENCE OR OTHERWISE) ARISING IN ANY WAY OUT OF THE USE OF THIS SOFTWARE, EVEN IF ADVISED OF THE POSSIBILITY OF SUCH DAMAGE.

---- Part 3: Cambridge Broadband Ltd. copyright notice (BSD) ----

Portions of this code are copyright (c) 2001-2003, Cambridge Broadband Ltd.

All rights reserved.

Redistribution and use in source and binary forms, with or without modification, are permitted provided that the following conditions are met:

Redistributions of source code must retain the above copyright notice, this list of conditions and the following disclaimer.

Redistributions in binary form must reproduce the above copyright notice, this list of conditions and the following disclaimer in the documentation and/or other materials provided with the distribution.

The name of Cambridge Broadband Ltd. may not be used to endorse or promote products derived from this software without specific prior written permission.

THIS SOFTWARE IS PROVIDED BY THE COPYRIGHT HOLDER ``AS IS" AND ANY EXPRESS OR IMPLIED WARRANTIES, INCLUDING, BUT NOT LIMITED TO, THE IMPLIED WARRANTIES OF MERCHANTABILITY AND FITNESS FOR A PARTICULAR PURPOSE ARE DISCLAIMED. IN NO EVENT SHALL THE COPYRIGHT HOLDER BE LIABLE FOR ANY DIRECT, INDIRECT, INCIDENTAL, SPECIAL, EXEMPLARY, OR CONSEQUENTIAL DAMAGES (INCLUDING, BUT NOT LIMITED TO, PROCUREMENT OF SUBSTITUTE GOODS OR SERVICES; LOSS OF USE, DATA, OR PROFITS; OR BUSINESS INTERRUPTION) HOWEVER CAUSED AND ON ANY THEORY OF LIABILITY, WHETHER IN CONTRACT, STRICT LIABILITY, OR TORT (INCLUDING NEGLIGENCE OR OTHERWISE) ARISING IN ANY WAY OUT OF THE USE OF THIS SOFTWARE, EVEN IF ADVISED OF THE POSSIBILITY OF SUCH DAMAGE.

---- Part 4: Sun Microsystems, Inc. copyright notice (BSD) ----

Copyright © 2003 Sun Microsystems, Inc., 4150 Network Circle, Santa Clara,

California 95054, U.S.A. All rights reserved.

Use is subject to license terms below.

This distribution may include materials developed by third parties.

Sun, Sun Microsystems, the Sun logo and Solaris are trademarks or registered trademarks of Sun Microsystems, Inc. in the U.S. and other countries.

Redistribution and use in source and binary forms, with or without modification, are permitted provided that the following conditions are met:

Redistributions of source code must retain the above copyright notice, this list of conditions and the following disclaimer.

Redistributions in binary form must reproduce the above copyright notice, this list of conditions and the following disclaimer in the documentation and/or other materials provided with the distribution.

Neither the name of the Sun Microsystems, Inc. nor the names of its contributors may be used to endorse or promote products derived from this software without specific prior written permission.

THIS SOFTWARE IS PROVIDED BY THE COPYRIGHT HOLDERS AND CONTRIBUTORS ``AS IS" AND ANY EXPRESS OR IMPLIED WARRANTIES, INCLUDING, BUT NOT LIMITED TO, THE IMPLIED WARRANTIES OF MERCHANTABILITY AND FITNESS FOR A PARTICULAR PURPOSE ARE DISCLAIMED. IN NO EVENT SHALL THE COPYRIGHT HOLDERS OR CONTRIBUTORS BE LIABLE FOR ANY DIRECT, INDIRECT, INCIDENTAL, SPECIAL, EXEMPLARY, OR CONSEQUENTIAL DAMAGES (INCLUDING, BUT NOT LIMITED TO, PROCUREMENT OF SUBSTITUTE GOODS OR SERVICES; LOSS OF USE, DATA, OR PROFITS; OR BUSINESS INTERRUPTION) HOWEVER CAUSED AND ON ANY THEORY OF LIABILITY, WHETHER IN CONTRACT, STRICT LIABILITY, OR TORT (INCLUDING NEGLIGENCE OR OTHERWISE) ARISING IN ANY WAY OUT OF THE USE OF THIS SOFTWARE, EVEN IF ADVISED OF THE POSSIBILITY OF SUCH DAMAGE.

---- Part 5: Sparta, Inc copyright notice (BSD) -----

Copyright (c) 2003-2008, Sparta, Inc

All rights reserved.

Redistribution and use in source and binary forms, with or without modification, are permitted provided that the following conditions are met:

\*Redistribution and use in source and binary forms, with or without modification, are permitted provided that the following conditions are met:

Redistributions of source code must retain the above copyright notice, this list of conditions and the following disclaimer.

Redistributions in binary form must reproduce the above copyright notice, this list of conditions and the following disclaimer in the documentation and/or other materials provided with the distribution.

Neither the name of Sparta, Inc nor the names of its contributors maybe used to endorse or promote products derived from this software without specific prior written permission.

THIS SOFTWARE IS PROVIDED BY THE COPYRIGHT HOLDERS AND CONTRIBUTORS ``AS

IS" AND ANY EXPRESS OR IMPLIED WARRANTIES, INCLUDING, BUT NOT LIMITED TO, THE IMPLIED WARRANTIES OF MERCHANTABILITY AND FITNESS FOR A PARTICULAR PURPOSE ARE DISCLAIMED. IN NO EVENT SHALL THE COPYRIGHT HOLDERS OR CONTRIBUTORS BE LIABLE FOR ANY DIRECT, INDIRECT, INCIDENTAL, SPECIAL, EXEMPLARY, OR CONSEQUENTIAL DAMAGES (INCLUDING, BUT NOT LIMITED TO, PROCUREMENT OF SUBSTITUTE GOODS OR SERVICES; LOSS OF USE, DATA, OR PROFITS; OR BUSINESS INTERRUPTION) HOWEVER CAUSED AND ON ANY THEORY OF LIABILITY, WHETHER IN CONTRACT, STRICT LIABILITY, OR TORT (INCLUDING NEGLIGENCE OR OTHERWISE) ARISING IN ANY WAY OUT OF THE USE OF THIS SOFTWARE, EVEN IF ADVISED OF THE POSSIBILITY OF SUCH DAMAGE.

---- Part 6: Cisco/BUPTNIC copyright notice (BSD) ----

Copyright (c) 2004, Cisco, Inc and Information Network

Center of Beijing University of Posts and Telecommunications.

All rights reserved.

Redistribution and use in source and binary forms, with or without modification, are permitted provided that the following conditions are met:

Redistribution and use in source and binary forms, with or without modification, are permitted provided that the following conditions are met:

Redistributions of source code must retain the above copyright notice, this list of conditions and the following disclaimer.

Redistributions in binary form must reproduce the above copyright notice, this list of conditions and the following disclaimer in the documentation and/or other materials provided with the distribution.

Neither the name of Cisco, Inc, Beijing University of Posts and Telecommunications, nor the names of their contributors may be used to endorse or promote products derived from this software without specific prior written permission.

THIS SOFTWARE IS PROVIDED BY THE COPYRIGHT HOLDERS AND CONTRIBUTORS ``AS IS" AND ANY EXPRESS OR IMPLIED WARRANTIES, INCLUDING, BUT NOT LIMITED TO, THE IMPLIED WARRANTIES OF MERCHANTABILITY AND FITNESS FOR A PARTICULAR PURPOSE ARE DISCLAIMED. IN NO EVENT SHALL THE COPYRIGHT HOLDERS OR CONTRIBUTORS BE LIABLE FOR ANY DIRECT, INDIRECT, INCIDENTAL, SPECIAL, EXEMPLARY, OR CONSEQUENTIAL DAMAGES (INCLUDING, BUT NOT LIMITED TO, PROCUREMENT OF SUBSTITUTE GOODS OR SERVICES; LOSS OF USE, DATA, OR PROFITS; OR BUSINESS INTERRUPTION) HOWEVER CAUSED AND ON ANY THEORY OF LIABILITY, WHETHER IN CONTRACT, STRICT LIABILITY, OR TORT (INCLUDING NEGLIGENCE OR OTHERWISE) ARISING IN ANY WAY OUT OF THE USE OF THIS SOFTWARE, EVEN IF ADVISED OF THE POSSIBILITY OF SUCH DAMAGE.

---- Part 7: Fabasoft R&D Software GmbH & Co KG copyright notice (BSD) ----

Copyright (c) Fabasoft R&D Software GmbH & Co KG, 2003

oss@fabasoft.com

Author: Bernhard Penz

Redistribution and use in source and binary forms, with or without modification, are permitted provided that the following conditions are met:

Redistributions of source code must retain the above copyright notice, this list of conditions and the following disclaimer.

Redistributions in binary form must reproduce the above copyright notice, this list of conditions and the following disclaimer in the documentation and/or other materials provided with the distribution.

The name of Fabasoft R&D Software GmbH & Co KG or any of its subsidiaries, brand or product names may not be used to endorse or promote products derived from this software without specific prior written permission.

THIS SOFTWARE IS PROVIDED BY THE COPYRIGHT HOLDER "AS IS" AND ANY EXPRESS OR IMPLIED WARRANTIES, INCLUDING, BUT NOT LIMITED TO, THE IMPLIED WARRANTIES OF MERCHANTABILITY AND FITNESS FOR A PARTICULAR PURPOSE ARE DISCLAIMED. IN NO EVENT SHALL THE COPYRIGHT HOLDER BE LIABLE FOR ANY DIRECT, INDIRECT, INCIDENTAL, SPECIAL, EXEMPLARY, OR CONSEQUENTIAL DAMAGES (INCLUDING, BUT NOT LIMITED TO, PROCUREMENT OF SUBSTITUTE GOODS OR SERVICES; LOSS OF USE, DATA, OR PROFITS; OR BUSINESS INTERRUPTION) HOWEVER CAUSED AND ON ANY THEORY OF LIABILITY, WHETHER IN CONTRACT, STRICT LIABILITY, OR TORT (INCLUDING NEGLIGENCE OR OTHERWISE) ARISING IN ANY WAY OUT OF THE USE OF THIS SOFTWARE, EVEN IF ADVISED OF THE POSSIBILITY OF SUCH DAMAGE.

## 15.38 Nmap License

Nmap Public Source License Version 0.95

For more information on this license, see <https://nmap.org/npsl/>

### 0. Preamble

The intent of this license is to establish freedom to share and change the software regulated by this license under the open source model. It also includes a Contributor Agreement and disclaims any warranty on Covered Software. Companies wishing to use or incorporate Covered Software within their own products may find that our Nmap OEM product (<https://nmap.org/oem/>) better suits their needs. Open source developers who wish to incorporate parts of Covered Software into free software with conflicting licenses may write Licensor to request a waiver of terms.

If the Nmap Project (directly or through one of its commercial licensing customers) has granted you additional rights to Nmap or Nmap OEM, those additional rights take precedence where they conflict with the terms of this license agreement.

This License represents the complete agreement concerning subject matter hereof. It contains the license terms themselves, but not the reasoning behind them or detailed explanations. For further information about this License, see <https://nmap.org/npsl/>. That page makes a good faith attempt to explain this License, but it does not and can not modify its governing terms in any way.

### 1. Definitions

\* "Contribution" means any work of authorship, including the original version of the Work and any modifications or additions to that Work or Derivative Works thereof, that is intentionally submitted to Licensor by the copyright owner or by an individual or Legal Entity authorized to submit on behalf of the copyright owner. For the purposes of this definition, "submitted" means any form of electronic, verbal, or written communication sent to the Licensor or its representatives, including but not limited to communication on electronic mailing lists, source code control systems, web sites, and issue tracking systems that are managed by, or on behalf of, the Licensor for the purpose of discussing and improving the Work, but excluding communication that is conspicuously marked or otherwise designated in writing by the copyright owner as "Not a Contribution."

\* "Contributor" means Licensor and any individual or Legal Entity on behalf of whom a Contribution has been received by Licensor and subsequently incorporated within the Work.

\* "Covered Software" means the work of authorship, whether in Source or Object form, made available under the License, as indicated by a copyright notice that is included in or attached to the work

\* "Derivative Work" or "Collective Work" means any work, whether in Source or Object form, that is based on (or derived from) the Work and for which the editorial revisions, annotations, elaborations, or other modifications represent, as a whole, an original work of authorship. It includes software as described in Section 3 of this License.

\* "Executable" means Covered Software in any form other than Source Code.

\* "Externally Deploy" means to Deploy the Covered Software in any way that may be accessed or used by anyone other than You, used to provide any services to anyone other than You, or used in any way to deliver any content to anyone other than You, whether the Covered Software is distributed to those parties, made available as an application intended for use over a computer network, or used to provide services or otherwise deliver content to anyone other than You. \*

"GPL" means the GNU General Public License Version 2, as published by the Free Software Foundation and provided in Exhibit A.

\* "Legal Entity" means the union of the acting entity and all other entities that control, are controlled by, or are under common control with that entity. For the purposes of this definition, "control" means (i) the power, direct or indirect, to cause the direction or management of such entity, whether by contract or otherwise, or (ii) ownership of fifty percent (50%) or more of the outstanding shares, or (iii) beneficial ownership of such entity.

\* "License" means this document, including Exhibits.

\* "Licensor" means Nmap Software LLC and its successors and assigns.

\* "Main License Body" means all of the terms of this document, excluding Exhibits.

\* "You" (or "Your") means an individual or Legal Entity exercising permissions granted by this License.

## 2. General Terms

Covered Software is licensed to you under the terms of the GPL (Exhibit A), with all the exceptions, clarifications, and additions noted in this Main License Body. Where the terms in this Main License Body conflict in any way with the GPL, the Main License Body terms shall take precedence. These additional terms mean that You may not distribute Covered Software or Derivative Works under plain GPL terms without special permission from Licensor.

You are not required to accept this License. However, nothing else grants You permission to use, copy, modify or distribute the software or its derivative works. These actions are prohibited by law if You do not accept this License. Therefore, by modifying, copying or distributing the software (or any work based on the software), You indicate your acceptance of this License to do so, and all its terms and conditions. In addition, you agree to the terms of this License by clicking the Accept button or downloading the software.

### 3. Derivative Works

This License (including the GPL portion) places important restrictions on derived works. Licensor interprets that term quite broadly. To avoid any misunderstandings, we consider software to constitute a "derivative work" of Covered Software for the purposes of this license if it does any of the following:

- \* Integrates source code from Covered Software
- \* Reads or includes Covered Software data files, such as nmap-os-db or nmap-service-probes.
- \* Is designed specifically to execute Covered Software and parse the results (as opposed to typical shell or execution-menu apps, which will execute anything you tell them to).
- \* Includes Covered Software in a proprietary executable installer. The installers produced by InstallShield are an example of this. Including Nmap with other software in compressed or archival form does not trigger this provision, provided appropriate open source decompression or de-archiving software is widely available for no charge. For the purposes of this license, an installer is considered to include Covered Software even if it actually retrieves a copy of Covered Software from another source during runtime (such as by downloading it from the Internet).
- \* Links (statically or dynamically) to a library which does any of the above
- \* Executes a helper program, module, or script to do any of the above.

This list is not exclusive, but is meant to clarify Licensor's intentions with some common examples. Distribution of any works which meet these criteria (and that also choose to accept this license to benefit from the rights granted herein) must be under the terms of this license (including this Main License Body and GPL), with no additional conditions or restrictions. They must abide by all restrictions that the GPL places on derivative or collective works, including the requirements for distributing their source code and allowing royalty-free redistribution.

Licensor does not purport to control through this license any software which does not require the rights granted herein (such as rights to redistribute and/or incorporate Covered Software executables and source code). In particular, many software packages include the ability to parse Covered Software results provided by an end user or to execute Covered Software that end user may have already installed on their system. To the extent that copyright doctrines such as fair use allow their practices without the need to exercise any rights granted by this license, vendors and distributors of such software are not bound by our definition of derivative works or any other clauses in this license.

### 4. Contributor Agreement (Grant of Copyright and Patent Licenses)

Each Contributor hereby grants to Licensor a perpetual, worldwide, non-exclusive, no-charge, royalty-free, irrevocable copyright license to reproduce, prepare Derivative Works of, publicly display, publicly perform, sublicense, and distribute the Contribution and such Derivative Works in Source or Object form.

Each Contributor hereby grants to You and Licensor a perpetual, worldwide, non-exclusive, no-charge, royalty-free, irrevocable (except as stated in this section) patent license to make, have made, use, offer

to sell, sell, import, and otherwise transfer the Work, where such license applies only to those patent claims licensable by such Contributor that are necessarily infringed by their Contribution(s) alone or by combination of their Contribution(s) with the Work to which such Contribution(s) was submitted. If You institute patent litigation against any entity (including a cross-claim or counterclaim in a lawsuit) alleging that the Work or a Contribution incorporated within the Work constitutes direct or contributory patent infringement, then any patent licenses granted to You under this License for that Work shall terminate as of the date such litigation is filed. Contributors may impose different terms on their Contributions by stating those terms in writing at the time the Contribution is made.

Contributors may withhold all authority from Licensor to incorporate submissions by conspicuously marking or otherwise designating them in writing as "Not a Contribution" at the time they make the work available.

### 5. Disclaimer of Warranty and Limitation of Liability

Unless required by applicable law or agreed to in writing, Licensor provides the Covered Software (and each Contributor provides its Contributions) on an "AS IS" BASIS, WITHOUT WARRANTIES OR CONDITIONS OF ANY KIND, either express or implied, including, without limitation, any warranties or conditions of TITLE, NON-INFRINGEMENT, MERCHANTABILITY, or FITNESS FOR A PARTICULAR PURPOSE. You are solely responsible for determining the appropriateness of using or redistributing the Covered Software and assume any risks associated with Your exercise of permissions under this License.

In no event and under no legal theory, whether in tort (including negligence), contract, or otherwise, unless required by applicable law (such as deliberate and grossly negligent acts) or agreed to in writing, shall any Contributor be liable to You for damages, including any direct, indirect, special, incidental, or consequential damages of any character arising as a result of this License or out of the use or inability to use the Covered Software (including but not limited to damages for loss of goodwill, work stoppage, computer failure or malfunction, or any and all other commercial damages or losses), even if such Contributor has been advised of the possibility of such damages.

### 6. External Deployment

If You Externally Deploy Covered Software, such as hosting a website designed to execute Nmap scans for users, the system and its documentation must, if technically feasible, prominently display a notice stating that the system uses the Nmap Security Scanner to perform its tasks. If technically feasible, the notice must contain a hyperlink to <https://nmap.org/> or provide that URL in the text.

### 7. Trademarks

This License does not grant permission to use the trade names, trademarks, service marks, or product names of the Licensor, except as required for reasonable and customary use in describing the origin of the Covered Software.

### 8. Termination for Patent Action

This License shall terminate automatically and You may no longer exercise any of the rights granted to You by this License as of the date You commence an action, including a cross-claim or counterclaim, against Licensor or any licensee alleging that the Covered Software infringes a patent. This termination provision shall not apply for an action alleging patent infringement by combinations of the Covered Software with other software or hardware.

### 9. Jurisdiction, Venue and Governing Law

This License is governed by the laws of the State of Washington and the intellectual property laws of the United States of America, excluding the jurisdiction's conflict-of-law provisions. Any litigation or other dispute resolution between You and Licensor relating to this License shall take place in the Northern District of California, and You and Licensor hereby consent to the personal jurisdiction of, and venue in, the state and federal courts within that District with respect to this License. The application of the United Nations Convention on Contracts for the International Sale of Goods is expressly excluded.

#### 10. Npcap and the Official Nmap Windows Builds

The official Windows Nmap builds includes the Npcap driver and library (<https://npcap.com>) for packet capture and transmission on Windows. That software is under its own separate license terms rather than this license. Therefore anyone wishing to use or redistribute both pieces of software must comply with both licenses. Since Npcap does not allow for redistribution without special permission, the official Nmap Windows builds which include Npcap may not be redistributed without special permission. Such permission can be requested by email to [sales@nmap.com](mailto:sales@nmap.com).

#### 11. Permission to link with OpenSSL

Licensor grants permission to link Covered Software with any version of the OpenSSL library from OpenSSL.Org, and distribute linked combinations including the two (assuming such distribution is otherwise allowed by this agreement). You must obey this License in all respects for all code used other than OpenSSL.

#### 12. Waiver; Construction

Failure by Licensor or any Contributor to enforce any provision of this License will not be deemed a waiver of future enforcement of that or any other provision. Any law or regulation which provides that the language of a contract shall be construed against the drafter will not apply to this License.

#### 13. Enforceability

If any provision of this License is invalid or unenforceable under applicable law, it shall not affect the validity or enforceability of the remainder of the terms of this License, and without further action by the parties hereto, such provision shall be reformed to the minimum extent necessary to make such provision valid and enforceable.

#### Exhibit A. The GNU General Public License Version 2

##### GNU GENERAL PUBLIC LICENSE

Version 2, June 1991

Copyright (C) 1989, 1991 Free Software Foundation, Inc.

51 Franklin Street, Fifth Floor, Boston, MA 02110-1301, USA

Everyone is permitted to copy and distribute verbatim copies of this license document, but changing it is not allowed.

##### Preamble

The licenses for most software are designed to take away your freedom to share and change it. By contrast, the GNU General Public License is intended to guarantee your freedom to share and change free software--to make sure the software is free for all its users. This General Public License applies to most of the Free Software Foundation's software and to any other program whose authors commit to using it. (Some other Free Software Foundation software is covered by the GNU Lesser General Public License instead.) You can apply it to your programs, too.

When we speak of free software, we are referring to freedom, not price. Our General Public Licenses are designed to make sure that you have the freedom to distribute copies of free software (and charge for this service if you wish), that you receive source code or can get it if you want it, that you can change the software or use pieces of it in new free programs; and that you know you can do these things.

To protect your rights, we need to make restrictions that forbid anyone to deny you these rights or to ask you to surrender the rights. These restrictions translate to certain responsibilities for you if you distribute copies of the software, or if you modify it.

For example, if you distribute copies of such a program, whether gratis or for a fee, you must give the recipients all the rights that you have. You must make sure that they, too, receive or can get the source code. And you must show them these terms so they know their rights. We protect your rights with two steps: (1) copyright the software, and (2) offer you this license which gives you legal permission to copy, distribute and/or modify the software.

Also, for each author's protection and ours, we want to make certain that everyone understands that there is no warranty for this free software. If the software is modified by someone else and passed on, we want its recipients to know that what they have is not the original, so that any problems introduced by others will not reflect on the original authors' reputations.

Finally, any free program is threatened constantly by software patents. We wish to avoid the danger that redistributors of a free program will individually obtain patent licenses, in effect making the program proprietary. To prevent this, we have made it clear that any patent must be licensed for everyone's free use or not licensed at all.

The precise terms and conditions for copying, distribution and modification follow.

### TERMS AND CONDITIONS FOR COPYING, DISTRIBUTION AND MODIFICATION

0. This License applies to any program or other work which contains a notice placed by the copyright holder saying it may be distributed under the terms of this General Public License. The "Program", below, refers to any such program or work, and a "work based on the Program" means either the Program or any derivative work under copyright law: that is to say, a work containing the Program or a portion of it, either verbatim or with modifications and/or translated into another language. (Hereinafter, translation is included without limitation in the term "modification".) Each licensee is addressed as "you".

Activities other than copying, distribution and modification are not covered by this License; they are outside its scope. The act of running the Program is not restricted, and the output from the Program is covered only if its contents constitute a work based on the Program (independent of having been made by running the Program). Whether that is true depends on what the Program does.

1. You may copy and distribute verbatim copies of the Program's source code as you receive it, in any medium, provided that you conspicuously and appropriately publish on each copy an appropriate copyright notice and disclaimer of warranty; keep intact all the notices that refer to this License and to the absence of any warranty; and give any other recipients of the Program a copy of this License along with the Program.

You may charge a fee for the physical act of transferring a copy, and you may at your option offer warranty protection in exchange for a fee.

2. You may modify your copy or copies of the Program or any portion of it, thus forming a work based on the Program, and copy and distribute such modifications or work under the terms of Section 1 above, provided that you also meet all of these conditions:

a) You must cause the modified files to carry prominent notices stating that you changed the files and the date of any change.

b) You must cause any work that you distribute or publish, that in whole or in part contains or is derived from the Program or any part thereof, to be licensed as a whole at no charge to all third parties under the terms of this License.

c) If the modified program normally reads commands interactively when run, you must cause it, when started running for such interactive use in the most ordinary way, to print or display an announcement including an appropriate copyright notice and a notice that there is no warranty (or else, saying that you provide a warranty) and that users may redistribute the program under these conditions, and telling the user how to view a copy of this License. (Exception: if the Program itself is interactive but does not normally print such an announcement, your work based on the Program is not required to print an announcement.)

These requirements apply to the modified work as a whole. If identifiable sections of that work are not derived from the Program, and can be reasonably considered independent and separate works in themselves, then this License, and its terms, do not apply to those sections when you distribute them as separate works. But when you distribute the same sections as part of a whole which is a work based on the Program, the distribution of the whole must be on the terms of this License, whose permissions for other licensees extend to the entire whole, and thus to each and every part regardless of who wrote it.

Thus, it is not the intent of this section to claim rights or contest your rights to work written entirely by you; rather, the intent is to exercise the right to control the distribution of derivative or collective works based on the Program.

In addition, mere aggregation of another work not based on the Program with the Program (or with a work based on the Program) on a volume of a storage or distribution medium does not bring the other work under the scope of this License.

3. You may copy and distribute the Program (or a work based on it, under Section 2) in object code or executable form under the terms of Sections 1 and 2 above provided that you also do one of the following:

a) Accompany it with the complete corresponding machine-readable source code, which must be distributed under the terms of Sections 1 and 2 above on a medium customarily used for software interchange; or,

b) Accompany it with a written offer, valid for at least three years, to give any third party, for a charge no more than your cost of physically performing source distribution, a complete machine-readable copy of the corresponding source code, to be distributed under the terms of Sections 1 and 2 above on a medium customarily used for software interchange; or,

c) Accompany it with the information you received as to the offer to distribute corresponding source code. (This alternative is allowed only for noncommercial distribution and only if you received the program in object code or executable form with such an offer, in accord with Subsection b above.)

The source code for a work means the preferred form of the work for making modifications to it. For an executable work, complete source code means all the source code for all modules it contains, plus any associated interface definition files, plus the scripts used to control compilation and installation of the executable. However, as a special exception, the source code distributed need not include anything that is normally distributed (in either source or binary form) with the major components (compiler, kernel, and so on) of the operating system on which the executable runs, unless that component itself accompanies the executable.

If distribution of executable or object code is made by offering access to copy from a designated place, then offering equivalent access to copy the source code from the same place counts as distribution of the source code, even though third parties are not compelled to copy the source along with the object code.

4. You may not copy, modify, sublicense, or distribute the Program except as expressly provided under this License. Any attempt otherwise to copy, modify, sublicense or distribute the Program is void, and will automatically terminate your rights under this License. However, parties who have received copies, or rights, from you under this License will not have their licenses terminated so long as such parties remain in full compliance.

5. You are not required to accept this License, since you have not signed it. However, nothing else grants you permission to modify or distribute the Program or its derivative works. These actions are prohibited by law if you do not accept this License. Therefore, by modifying or distributing the Program (or any work based on the Program), you indicate your acceptance of this License to do so, and all its terms and conditions for copying, distributing or modifying the Program or works based on it.

6. Each time you redistribute the Program (or any work based on the Program), the recipient automatically receives a license from the original licensor to copy, distribute or modify the Program subject to these terms and conditions. You may not impose any further restrictions on the recipients' exercise of the rights granted herein. You are not responsible for enforcing compliance by third parties to this License.

7. If, as a consequence of a court judgment or allegation of patent infringement or for any other reason (not limited to patent issues), conditions are imposed on you (whether by court order, agreement or otherwise) that contradict the conditions of this License, they do not excuse you from the conditions of this License. If you cannot distribute so as to satisfy simultaneously your obligations under this License and any other pertinent obligations, then as a consequence you may not distribute the Program at all. For example, if a patent license would not permit royalty-free redistribution of the Program by all those who receive copies directly or indirectly through you, then the only way you could satisfy both it and this License would be to refrain entirely from distribution of the Program.

If any portion of this section is held invalid or unenforceable under any particular circumstance, the balance of the section is intended to apply and the section as a whole is intended to apply in other circumstances.

It is not the purpose of this section to induce you to infringe any patents or other property right claims or to contest validity of any such claims; this section has the sole purpose of protecting the integrity of the free software distribution system, which is implemented by public license practices. Many people have made generous contributions to the wide range of software distributed through that system in reliance on consistent application of that system; it is up to the author/donor to decide if he or she is willing to distribute software through any other system and a licensee cannot impose that choice.

This section is intended to make thoroughly clear what is believed to be a consequence of the rest of this License.

8. If the distribution and/or use of the Program is restricted in certain countries either by patents or by copyrighted interfaces, the original copyright holder who places the Program under this License may add an explicit geographical distribution limitation excluding those countries, so that distribution is permitted

only in or among countries not thus excluded. In such case, this License incorporates the limitation as if written in the body of this License.

9. The Free Software Foundation may publish revised and/or new versions of the General Public License from time to time. Such new versions will be similar in spirit to the present version, but may differ in detail to address new problems or concerns.

Each version is given a distinguishing version number. If the Program specifies a version number of this License which applies to it and "any later version", you have the option of following the terms and conditions either of that version or of any later version published by the Free Software Foundation. If the Program does not specify a version number of this License, you may choose any version ever published by the Free Software Foundation.

10. If you wish to incorporate parts of the Program into other free programs whose distribution conditions are different, write to the author to ask for permission. For software which is copyrighted by the Free Software Foundation, write to the Free Software Foundation; we sometimes make exceptions for this. Our decision will be guided by the two goals of preserving the free status of all derivatives of our free software and of promoting the sharing and reuse of software generally.

#### NO WARRANTY

11. BECAUSE THE PROGRAM IS LICENSED FREE OF CHARGE, THERE IS NO WARRANTY FOR THE PROGRAM, TO THE EXTENT PERMITTED BY APPLICABLE LAW. EXCEPT WHEN OTHERWISE STATED IN WRITING THE COPYRIGHT HOLDERS AND/OR OTHER PARTIES PROVIDE THE PROGRAM "AS IS" WITHOUT WARRANTY OF ANY KIND, EITHER EXPRESSED OR IMPLIED, INCLUDING, BUT NOT LIMITED TO, THE IMPLIED WARRANTIES OF MERCHANTABILITY AND FITNESS FOR A PARTICULAR PURPOSE. THE ENTIRE RISK AS TO THE QUALITY AND PERFORMANCE OF THE PROGRAM IS WITH YOU. SHOULD THE PROGRAM PROVE DEFECTIVE, YOU ASSUME THE COST OF ALL NECESSARY SERVICING, REPAIR OR CORRECTION.

12. IN NO EVENT UNLESS REQUIRED BY APPLICABLE LAW OR AGREED TO IN WRITING WILL ANY COPYRIGHT HOLDER, OR ANY OTHER PARTY WHO MAY MODIFY AND/OR REDISTRIBUTE THE PROGRAM AS PERMITTED ABOVE, BE LIABLE TO YOU FOR DAMAGES, INCLUDING ANY GENERAL, SPECIAL, INCIDENTAL OR CONSEQUENTIAL DAMAGES ARISING OUT OF THE USE OR INABILITY TO USE THE PROGRAM (INCLUDING BUT NOT LIMITED TO LOSS OF DATA OR DATA BEING RENDERED INACCURATE OR LOSSES SUSTAINED BY YOU OR THIRD PARTIES OR A FAILURE OF THE PROGRAM TO OPERATE WITH ANY OTHER PROGRAMS), EVEN IF SUCH HOLDER OR OTHER PARTY HAS BEEN ADVISED OF THE POSSIBILITY OF SUCH DAMAGES.

#### END OF TERMS AND CONDITIONS

[For brevity, we've cut out the GPL's final section on "How to Apply These Terms to Your New Program", but you can find that at <https://www.gnu.org/licenses/gpl-2.0.html#SEC4> ]

## 15.39 OpenLDAP License

The OpenLDAP Public License

Version 2.8, 17 August 2003

Redistribution and use of this software and associated documentation ("Software"), with or without modification, are permitted provided that the following conditions are met:

1. Redistributions in source form must retain copyright statements and notices,
2. Redistributions in binary form must reproduce applicable copyright statements and notices, this list of conditions, and the following disclaimer in the documentation and/or other materials provided with the distribution, and
3. Redistributions must contain a verbatim copy of this document.

The OpenLDAP Foundation may revise this license from time to time. Each revision is distinguished by a version number. You may use this Software under terms of this license revision or under the terms of any subsequent revision of the license.

THIS SOFTWARE IS PROVIDED BY THE OPENLDAP FOUNDATION AND ITS CONTRIBUTORS "AS IS" AND ANY EXPRESSED OR IMPLIED WARRANTIES, INCLUDING, BUT NOT LIMITED TO, THE IMPLIED WARRANTIES OF MERCHANTABILITY AND FITNESS FOR A PARTICULAR PURPOSE ARE DISCLAIMED. IN NO EVENT SHALL THE OPENLDAP FOUNDATION, ITS CONTRIBUTORS, OR THE AUTHOR(S) OR OWNER(S) OF THE SOFTWARE BE LIABLE FOR ANY DIRECT, INDIRECT, INCIDENTAL, SPECIAL, EXEMPLARY, OR CONSEQUENTIAL DAMAGES (INCLUDING, BUT NOT LIMITED TO, PROCUREMENT OF SUBSTITUTE GOODS OR SERVICES; LOSS OF USE, DATA, OR PROFITS; OR BUSINESS INTERRUPTION) HOWEVER CAUSED AND ON ANY THEORY OF LIABILITY, WHETHER IN CONTRACT, STRICT LIABILITY, OR TORT (INCLUDING NEGLIGENCE OR OTHERWISE) ARISING IN ANY WAY OUT OF THE USE OF THIS SOFTWARE, EVEN IF ADVISED OF THE POSSIBILITY OF SUCH DAMAGE. The names of the authors and copyright holders must not be used in advertising or otherwise to promote the sale, use or other dealing in this Software without specific, written prior permission. Title to copyright in this Software shall at all times remain with copyright holders. OpenLDAP is a registered trademark of the OpenLDAP Foundation. Copyright 1999-2003 The OpenLDAP Foundation, Redwood City, California, USA. All Rights Reserved. Permission to copy and distribute verbatim copies of this document is granted.

## 15.40 OpenOSP License

The Vovida Software License, Version 1.0 Copyright (c) 2000 Vovida Networks, Inc. All rights reserved.

Redistribution and use in source and binary forms, with or without modification, are permitted provided that the following conditions are met:

1. Redistributions of source code must retain the above copyright notice, this list of conditions and the following disclaimer.
2. Redistributions in binary form must reproduce the above copyright notice, this list of conditions and the following disclaimer in the documentation and/or other materials provided with the distribution.
3. The names "OpenOSP", "OpenOSP server" and "Cisco" must not be used to endorse or promote products derived from this software without prior written permission. For written permission, please contact [openosp@vovida.org](mailto:openosp@vovida.org).
4. Products derived from this software may not be called "CISCO" or "OpenOSP", nor may "CISCO" or "OpenOSP" appear in their name, without prior written permission.

THIS SOFTWARE IS PROVIDED "AS IS" AND ANY EXPRESSED OR IMPLIED WARRANTIES, INCLUDING, BUT NOT LIMITED TO, THE IMPLIED WARRANTIES OF MERCHANTABILITY, FITNESS

FOR A PARTICULAR PURPOSE, TITLE AND NON-INFRINGEMENT ARE DISCLAIMED. IN NO EVENT SHALL VOVIDA NETWORKS, INC. OR ITS CONTRIBUTORS BE LIABLE FOR ANY DAMAGES IN EXCESS OF \$1,000, NOR FOR ANY INDIRECT, INCIDENTAL, SPECIAL, EXEMPLARY, OR CONSEQUENTIAL DAMAGES (INCLUDING, BUT NOT LIMITED TO, PROCUREMENT OF SUBSTITUTE GOODS OR SERVICES; LOSS OF USE, DATA, OR PROFITS; OR BUSINESS INTERRUPTION) HOWEVER CAUSED AND ON ANY THEORY OF LIABILITY, WHETHER IN CONTRACT, STRICT LIABILITY, OR TORT (INCLUDING NEGLIGENCE OR OTHERWISE) ARISING IN ANY WAY OUT OF THE USE OF THIS SOFTWARE, EVEN IF ADVISED OF THE POSSIBILITY OF SUCH DAMAGE.

## 15.41 Open Source License for Oracle Berkeley DB

### GNU AFFERO GENERAL PUBLIC LICENSE

Version 3, 19 November 2007

Copyright (C) 2007 Free Software Foundation, Inc. <<http://fsf.org/>> Everyone is permitted to copy and distribute verbatim copies of this license document, but changing it is not allowed.

#### Preamble

The GNU Affero General Public License is a free, copyleft license for software and other kinds of works, specifically designed to ensure cooperation with the community in the case of network server software.

The licenses for most software and other practical works are designed to take away your freedom to share and change the works. By contrast, our General Public Licenses are intended to guarantee your freedom to share and change all versions of a program—to make sure it remains free software for all its users.

When we speak of free software, we are referring to freedom, not price. Our General Public Licenses are designed to make sure that you have the freedom to distribute copies of free software (and charge for them if you wish), that you receive source code or can get it if you want it, that you can change the software or use pieces of it in new free programs, and that you know you can do these things.

Developers that use our General Public Licenses protect your rights with two steps: (1) assert copyright on the software, and (2) offer you this License which gives you legal permission to copy, distribute and/or modify the software.

A secondary benefit of defending all users' freedom is that improvements made in alternate versions of the program, if they receive widespread use, become available for other developers to incorporate. Many developers of free software are heartened and encouraged by the resulting cooperation. However, in the case of software used on network servers, this result may fail to come about.

The GNU General Public License permits making a modified version and letting the public access it on a server without ever releasing its source code to the public.

The GNU Affero General Public License is designed specifically to ensure that, in such cases, the modified source code becomes available to the community. It requires the operator of a network server to provide the source code of the modified version running there to the users of that server. Therefore, public use of a modified version, on a publicly accessible server, gives the public access to the source code of the modified version.

An older license, called the Affero General Public License and published by Affero, was designed to accomplish similar goals. This is a different license, not a version of the Affero GPL, but Affero has released a new version of the Affero GPL which permits relicensing under this license.

The precise terms and conditions for copying, distribution and modification follow.

### TERMS AND CONDITIONS

#### 0. Definitions.

"This License" refers to version 3 of the GNU Affero General Public License.

"Copyright" also means copyright-like laws that apply to other kinds of works, such as semiconductor masks.

"The Program" refers to any copyrightable work licensed under this License. Each licensee is addressed as "you". "Licensees" and "recipients" may be individuals or organizations.

To "modify" a work means to copy from or adapt all or part of the work in a fashion requiring copyright permission, other than the making of an exact copy. The resulting work is called a "modified version" of the earlier work or a work "based on" the earlier work.

A "covered work" means either the unmodified Program or a work based on the Program.

To "propagate" a work means to do anything with it that, without permission, would make you directly or secondarily liable for infringement under applicable copyright law, except executing it on a computer or modifying a private copy. Propagation includes copying, distribution (with or without modification), making available to the public, and in some countries other activities as well.

To "convey" a work means any kind of propagation that enables other parties to make or receive copies. Mere interaction with a user through a computer network, with no transfer of a copy, is not conveying.

An interactive user interface displays "Appropriate Legal Notices" to the extent that it includes a convenient and prominently visible feature that (1) displays an appropriate copyright notice, and (2) tells the user that there is no warranty for the work (except to the extent that warranties are provided), that licensees may convey the work under this License, and how to view a copy of this License. If the interface presents a list of user commands or options, such as a menu, a prominent item in the list meets this criterion.

#### 1. Source Code.

The "source code" for a work means the preferred form of the work for making modifications to it. "Object code" means any non-source form of a work.

A "Standard Interface" means an interface that either is an official standard defined by a recognized standards body, or, in the case of interfaces specified for a particular programming language, one that is widely used among developers working in that language.

The "System Libraries" of an executable work include anything, other than the work as a whole, that (a) is included in the normal form of packaging a Major Component, but which is not part of that Major Component, and (b) serves only to enable use of the work with that Major Component, or to implement a Standard Interface for which an implementation is available to the public in source code form. A "Major Component", in this context, means a major essential component (kernel, window system, and so on) of

the specific operating system (if any) on which the executable work runs, or a compiler used to produce the work, or an object code interpreter used to run it.

The "Corresponding Source" for a work in object code form means all the source code needed to generate, install, and (for an executable work) run the object code and to modify the work, including scripts to control those activities. However, it does not include the work's System Libraries, or general-purpose tools or generally available free programs which are used unmodified in performing those activities but which are not part of the work. For example, Corresponding Source includes interface definition files associated with source files for the work, and the source code for shared libraries and dynamically linked subprograms that the work is specifically designed to require, such as by intimate data communication or control flow between those subprograms and other parts of the work.

The Corresponding Source need not include anything that users can regenerate automatically from other parts of the Corresponding Source.

The Corresponding Source for a work in source code form is that same work.

## 2. Basic Permissions.

All rights granted under this License are granted for the term of copyright on the Program, and are irrevocable provided the stated conditions are met. This License explicitly affirms your unlimited permission to run the unmodified Program. The output from running a covered work is covered by this License only if the output, given its content, constitutes a covered work. This License acknowledges your rights of fair use or other equivalent, as provided by copyright law.

You may make, run and propagate covered works that you do not convey, without conditions so long as your license otherwise remains in force. You may convey covered works to others for the sole purpose of having them make modifications exclusively for you, or provide you with facilities for running those works, provided that you comply with the terms of this License in conveying all material for which you do not control copyright. Those thus making or running the covered works for you must do so exclusively on your behalf, under your direction and control, on terms that prohibit them from making any copies of your copyrighted material outside their relationship with you.

Conveying under any other circumstances is permitted solely under the conditions stated below. Sublicensing is not allowed; section 10 makes it unnecessary.

## 3. Protecting Users' Legal Rights From Anti-Circumvention Law.

No covered work shall be deemed part of an effective technological measure under any applicable law fulfilling obligations under article 11 of the WIPO copyright treaty adopted on 20 December 1996, or similar laws prohibiting or restricting circumvention of such measures.

When you convey a covered work, you waive any legal power to forbid circumvention of technological measures to the extent such circumvention is effected by exercising rights under this License with respect to the covered work, and you disclaim any intention to limit operation or modification of the work as a means of enforcing, against the work's users, your or third parties' legal rights to forbid circumvention of technological measures.

## 4. Conveying Verbatim Copies.

You may convey verbatim copies of the Program's source code as you receive it, in any medium, provided that you conspicuously and appropriately publish on each copy an appropriate copyright notice; keep intact all notices stating that this License and any non-permissive terms added in accord with section 7 apply

to the code; keep intact all notices of the absence of any warranty; and give all recipients a copy of this License along with the Program.

You may charge any price or no price for each copy that you convey, and you may offer support or warranty protection for a fee.

### 5. Conveying Modified Source Versions.

You may convey a work based on the Program, or the modifications to produce it from the Program, in the form of source code under the terms of section 4, provided that you also meet all of these conditions:

- a) The work must carry prominent notices stating that you modified it, and giving a relevant date.
- b) The work must carry prominent notices stating that it is released under this License and any conditions added under section 7. This requirement modifies the requirement in section 4 to "keep intact all notices".
- c) You must license the entire work, as a whole, under this License to anyone who comes into possession of a copy. This License will therefore apply, along with any applicable section 7 additional terms, to the whole of the work, and all its parts, regardless of how they are packaged. This License gives no permission to license the work in any other way, but it does not invalidate such permission if you have separately received it.
- d) If the work has interactive user interfaces, each must display Appropriate Legal Notices; however, if the Program has interactive interfaces that do not display Appropriate Legal Notices, your work need not make them do so.

A compilation of a covered work with other separate and independent works, which are not by their nature extensions of the covered work, and which are not combined with it such as to form a larger program, in or on a volume of a storage or distribution medium, is called an "aggregate" if the compilation and its resulting copyright are not used to limit the access or legal rights of the compilation's users beyond what the individual works permit. Inclusion of a covered work in an aggregate does not cause this License to apply to the other parts of the aggregate.

### 6. Conveying Non-Source Forms.

You may convey a covered work in object code form under the terms of sections 4 and 5, provided that you also convey the machine-readable Corresponding Source under the terms of this License, in one of these ways:

- a) Convey the object code in, or embodied in, a physical product (including a physical distribution medium), accompanied by the Corresponding Source fixed on a durable physical medium customarily used for software interchange.
- b) Convey the object code in, or embodied in, a physical product (including a physical distribution medium), accompanied by a written offer, valid for at least three years and valid for as long as you offer spare parts or customer support for that product model, to give anyone who possesses the object code either (1) a copy of the Corresponding Source for all the software in the product that is covered by this License, on a durable physical medium customarily used for software interchange, for a price no more than your reasonable cost of physically performing this conveying of source, or (2) access to copy the Corresponding Source from a network server at no charge.

c) Convey individual copies of the object code with a copy of the written offer to provide the Corresponding Source. This alternative is allowed only occasionally and noncommercially, and only if you received the object code with such an offer, in accord with subsection 6b.

d) Convey the object code by offering access from a designated place (gratis or for a charge), and offer equivalent access to the Corresponding Source in the same way through the same place at no further charge. You need not require recipients to copy the Corresponding Source along with the object code. If the place to copy the object code is a network server, the Corresponding Source may be on a different server (operated by you or a third party) that supports equivalent copying facilities, provided you maintain clear directions next to the object code saying where to find the Corresponding Source. Regardless of what server hosts the Corresponding Source, you remain obligated to ensure that it is available for as long as needed to satisfy these requirements.

e) Convey the object code using peer-to-peer transmission, provided you inform other peers where the object code and Corresponding Source of the work are being offered to the general public at no charge under subsection 6d.

A separable portion of the object code, whose source code is excluded from the Corresponding Source as a System Library, need not be included in conveying the object code work.

A "User Product" is either (1) a "consumer product", which means any tangible personal property which is normally used for personal, family, or household purposes, or (2) anything designed or sold for incorporation into a dwelling. In determining whether a product is a consumer product, doubtful cases shall be resolved in favor of coverage. For a particular product received by a particular user, "normally used" refers to a typical or common use of that class of product, regardless of the status of the particular user or of the way in which the particular user actually uses, or expects or is expected to use, the product. A product is a consumer product regardless of whether the product has substantial commercial, industrial or non-consumer uses, unless such uses represent the only significant mode of use of the product.

"Installation Information" for a User Product means any methods, procedures, authorization keys, or other information required to install and execute modified versions of a covered work in that User Product from a modified version of its Corresponding Source. The information must suffice to ensure that the continued functioning of the modified object code is in no case prevented or interfered with solely because modification has been made.

If you convey an object code work under this section in, or with, or specifically for use in, a User Product, and the conveying occurs as part of a transaction in which the right of possession and use of the User Product is transferred to the recipient in perpetuity or for a fixed term (regardless of how the transaction is characterized), the Corresponding Source conveyed under this section must be accompanied by the Installation Information. But this requirement does not apply if neither you nor any third party retains the ability to install modified object code on the User Product (for example, the work has been installed in ROM).

The requirement to provide Installation Information does not include a requirement to continue to provide support service, warranty, or updates for a work that has been modified or installed by the recipient, or for the User Product in which it has been modified or installed. Access to a network may be denied when the modification itself materially and adversely affects the operation of the network or violates the rules and protocols for communication across the network.

Corresponding Source conveyed, and Installation Information provided, in accord with this section must be in a format that is publicly documented (and with an implementation available to the public in source code form), and must require no special password or key for unpacking, reading or copying.

## 7. Additional Terms.

"Additional permissions" are terms that supplement the terms of this License by making exceptions from one or more of its conditions. Additional permissions that are applicable to the entire Program shall be treated as though they were included in this License, to the extent that they are valid under applicable law. If additional permissions apply only to part of the Program, that part may be used separately under those permissions, but the entire Program remains governed by this License without regard to the additional permissions.

When you convey a copy of a covered work, you may at your option remove any additional permissions from that copy, or from any part of it. (Additional permissions may be written to require their own removal in certain cases when you modify the work.) You may place additional permissions on material, added by you to a covered work, for which you have or can give appropriate copyright permission.

Notwithstanding any other provision of this License, for material you add to a covered work, you may (if authorized by the copyright holders of that material) supplement the terms of this License with terms:

- a) Disclaiming warranty or limiting liability differently from the terms of sections 15 and 16 of this License; or
- b) Requiring preservation of specified reasonable legal notices or author attributions in that material or in the Appropriate Legal Notices displayed by works containing it; or
- c) Prohibiting misrepresentation of the origin of that material, or requiring that modified versions of such material be marked in reasonable ways as different from the original version; or
- d) Limiting the use for publicity purposes of names of licensors or authors of the material; or
- e) Declining to grant rights under trademark law for use of some trade names, trademarks, or service marks; or
- f) Requiring indemnification of licensors and authors of that material by anyone who conveys the material (or modified versions of it) with contractual assumptions of liability to the recipient, for any liability that these contractual assumptions directly impose on those licensors and authors.

All other non-permissive additional terms are considered "further restrictions" within the meaning of section 10. If the Program as you received it, or any part of it, contains a notice stating that it is governed by this License along with a term that is a further restriction, you may remove that term. If a license document contains a further restriction but permits relicensing or conveying under this License, you may add to a covered work material governed by the terms of that license document, provided that the further restriction does not survive such relicensing or conveying.

If you add terms to a covered work in accord with this section, you must place, in the relevant source files, a statement of the additional terms that apply to those files, or a notice indicating where to find the applicable terms.

Additional terms, permissive or non-permissive, may be stated in the form of a separately written license, or stated as exceptions; the above requirements apply either way.

### 8. Termination.

You may not propagate or modify a covered work except as expressly provided under this License. Any attempt otherwise to propagate or modify it is void, and will automatically terminate your rights under this License (including any patent licenses granted under the third paragraph of section 11).

However, if you cease all violation of this License, then your license from a particular copyright holder is reinstated (a) provisionally, unless and until the copyright holder explicitly and finally terminates your license, and (b) permanently, if the copyright holder fails to notify you of the violation by some reasonable means prior to 60 days after the cessation.

Moreover, your license from a particular copyright holder is reinstated permanently if the copyright holder notifies you of the violation by some reasonable means, this is the first time you have received notice of violation of this License (for any work) from that copyright holder, and you cure the violation prior to 30 days after your receipt of the notice.

Termination of your rights under this section does not terminate the licenses of parties who have received copies or rights from you under this License. If your rights have been terminated and not permanently reinstated, you do not qualify to receive new licenses for the same material under section 10.

#### 9. Acceptance Not Required for Having Copies.

You are not required to accept this License in order to receive or run a copy of the Program. Ancillary propagation of a covered work occurring solely as a consequence of using peer-to-peer transmission to receive a copy likewise does not require acceptance. However, nothing other than this License grants you permission to propagate or modify any covered work. These actions infringe copyright if you do not accept this License. Therefore, by modifying or propagating a covered work, you indicate your acceptance of this License to do so.

#### 10. Automatic Licensing of Downstream Recipients.

Each time you convey a covered work, the recipient automatically receives a license from the original licensors, to run, modify and propagate that work, subject to this License. You are not responsible for enforcing compliance by third parties with this License.

An "entity transaction" is a transaction transferring control of an organization, or substantially all assets of one, or subdividing an organization, or merging organizations. If propagation of a covered work results from an entity transaction, each party to that transaction who receives a copy of the work also receives whatever licenses to the work the party's predecessor in interest had or could give under the previous paragraph, plus a right to possession of the Corresponding Source of the work from the predecessor in interest, if the predecessor has it or can get it with reasonable efforts.

You may not impose any further restrictions on the exercise of the rights granted or affirmed under this License. For example, you may not impose a license fee, royalty, or other charge for exercise of rights granted under this License, and you may not initiate litigation (including a cross-claim or counterclaim in a lawsuit) alleging that any patent claim is infringed by making, using, selling, offering for sale, or importing the Program or any portion of it.

#### 11. Patents.

A "contributor" is a copyright holder who authorizes use under this License of the Program or a work on which the Program is based. The work thus licensed is called the contributor's "contributor version".

A contributor's "essential patent claims" are all patent claims owned or controlled by the contributor, whether already acquired or hereafter acquired, that would be infringed by some manner, permitted by this License, of making, using, or selling its contributor version, but do not include claims that would be infringed only as a consequence of further modification of the contributor version. For purposes of this definition, "control" includes the right to grant patent sublicenses in a manner consistent with the requirements of this License.

Each contributor grants you a non-exclusive, worldwide, royalty-free patent license under the contributor's essential patent claims, to make, use, sell, offer for sale, import and otherwise run, modify and propagate the contents of its contributor version.

In the following three paragraphs, a "patent license" is any express agreement or commitment, however denominated, not to enforce a patent (such as an express permission to practice a patent or covenant not to sue for patent infringement). To "grant" such a patent license to a party means to make such an agreement or commitment not to enforce a patent against the party.

If you convey a covered work, knowingly relying on a patent license, and the Corresponding Source of the work is not available for anyone to copy, free of charge and under the terms of this License, through a publicly available network server or other readily accessible means, then you must either (1) cause the Corresponding Source to be so available, or (2) arrange to deprive yourself of the benefit of the patent license for this particular work, or (3) arrange, in a manner consistent with the requirements of this License, to extend the patent license to downstream recipients. "Knowingly relying" means you have actual knowledge that, but for the patent license, your conveying the covered work in a country, or your recipient's use of the covered work in a country, would infringe one or more identifiable patents in that country that you have reason to believe are valid.

If, pursuant to or in connection with a single transaction or arrangement, you convey, or propagate by procuring conveyance of, a covered work, and grant a patent license to some of the parties receiving the covered work authorizing them to use, propagate, modify or convey a specific copy of the covered work, then the patent license you grant is automatically extended to all recipients of the covered work and works based on it.

A patent license is "discriminatory" if it does not include within the scope of its coverage, prohibits the exercise of, or is conditioned on the non-exercise of one or more of the rights that are specifically granted under this License. You may not convey a covered work if you are a party to an arrangement with a third party that is in the business of distributing software, under which you make payment to the third party based on the extent of your activity of conveying the work, and under which the third party grants, to any of the parties who would receive the covered work from you, a discriminatory patent license (a) in connection with copies of the covered work conveyed by you (or copies made from those copies), or (b) primarily for and in connection with specific products or compilations that contain the covered work, unless you entered into that arrangement, or that patent license was granted, prior to 28 March 2007.

Nothing in this License shall be construed as excluding or limiting any implied license or other defenses to infringement that may otherwise be available to you under applicable patent law.

### 12. No Surrender of Others' Freedom.

If conditions are imposed on you (whether by court order, agreement or otherwise) that contradict the conditions of this License, they do not excuse you from the conditions of this License. If you cannot convey a covered work so as to satisfy simultaneously your obligations under this License and any other pertinent obligations, then as a consequence you may not convey it at all. For example, if you agree to terms that obligate you to collect a royalty for further conveying from those to whom you convey the Program, the only way you could satisfy both those terms and this License would be to refrain entirely from conveying the Program.

### 13. Remote Network Interaction; Use with the GNU General Public License.

Notwithstanding any other provision of this License, if you modify the Program, your modified version must prominently offer all users interacting with it remotely through a computer network (if your version supports such interaction) an opportunity to receive the Corresponding Source of your version by providing access to the Corresponding Source from a network server at no charge, through some standard or customary

means of facilitating copying of software. This Corresponding Source shall include the Corresponding Source for any work covered by version 3 of the GNU General Public License that is incorporated pursuant to the following paragraph.

Notwithstanding any other provision of this License, you have permission to link or combine any covered work with a work licensed under version 3 of the GNU General Public License into a single combined work, and to convey the resulting work. The terms of this License will continue to apply to the part which is the covered work, but the work with which it is combined will remain governed by version 3 of the GNU General Public License.

#### 14. Revised Versions of this License.

The Free Software Foundation may publish revised and/or new versions of the GNU Affero General Public License from time to time. Such new versions will be similar in spirit to the present version, but may differ in detail to address new problems or concerns.

Each version is given a distinguishing version number. If the Program specifies that a certain numbered version of the GNU Affero General Public License "or any later version" applies to it, you have the option of following the terms and conditions either of that numbered version or of any later version published by the Free Software Foundation. If the Program does not specify a version number of the GNU Affero General Public License, you may choose any version ever published by the Free Software Foundation.

If the Program specifies that a proxy can decide which future versions of the GNU Affero General Public License can be used, that proxy's public statement of acceptance of a version permanently authorizes you to choose that version for the Program.

Later license versions may give you additional or different permissions. However, no additional obligations are imposed on any author or copyright holder as a result of your choosing to follow a later version.

#### 15. Disclaimer of Warranty.

THERE IS NO WARRANTY FOR THE PROGRAM, TO THE EXTENT PERMITTED BY APPLICABLE LAW. EXCEPT WHEN OTHERWISE STATED IN WRITING THE COPYRIGHT HOLDERS AND/OR OTHER PARTIES PROVIDE THE PROGRAM "AS IS" WITHOUT WARRANTY OF ANY KIND, EITHER EXPRESSED OR IMPLIED, INCLUDING, BUT NOT LIMITED TO, THE IMPLIED WARRANTIES OF MERCHANTABILITY AND FITNESS FOR A PARTICULAR PURPOSE. THE ENTIRE RISK AS TO THE QUALITY AND PERFORMANCE OF THE PROGRAM IS WITH YOU. SHOULD THE PROGRAM PROVE DEFECTIVE, YOU ASSUME THE COST OF ALL NECESSARY SERVICING, REPAIR OR CORRECTION.

#### 16. Limitation of Liability.

IN NO EVENT UNLESS REQUIRED BY APPLICABLE LAW OR AGREED TO IN WRITING WILL ANY COPYRIGHT HOLDER, OR ANY OTHER PARTY WHO MODIFIES AND/OR CONVEYS THE PROGRAM AS PERMITTED ABOVE, BE LIABLE TO YOU FOR DAMAGES, INCLUDING ANY GENERAL, SPECIAL, INCIDENTAL OR CONSEQUENTIAL DAMAGES ARISING OUT OF THE USE OR INABILITY TO USE THE PROGRAM (INCLUDING BUT NOT LIMITED TO LOSS OF DATA OR DATA BEING RENDERED INACCURATE OR LOSSES SUSTAINED BY YOU OR THIRD PARTIES OR A FAILURE OF THE PROGRAM TO OPERATE WITH ANY OTHER PROGRAMS), EVEN IF SUCH HOLDER OR OTHER PARTY HAS BEEN ADVISED OF THE POSSIBILITY OF SUCH DAMAGES.

#### 17. Interpretation of Sections 15 and 16.

If the disclaimer of warranty and limitation of liability provided above cannot be given local legal effect according to their terms, reviewing courts shall apply local law that most closely approximates an absolute waiver of all civil liability in connection with the Program, unless a warranty or assumption of liability accompanies a copy of the Program in return for a fee.

END OF TERMS AND CONDITIONS

## 15.42 Open SSL

Copyright (c) 1998-2008 The OpenSSL Project. All rights reserved.

Redistribution and use in source and binary forms, with or without modification, are permitted provided that the following conditions are met:

1. Redistributions of source code must retain the above copyright notice, this list of conditions and the following disclaimer.
2. Redistributions in binary form must reproduce the above copyright notice, this list of conditions and the following disclaimer in the documentation and/or other materials provided with the distribution.
3. All advertising materials mentioning features or use of this software must display the following acknowledgment:

"This product includes software developed by the OpenSSL Project for use in the OpenSSL Toolkit. (<http://www.openssl.org/>)"

4. The names "OpenSSL Toolkit" and "OpenSSL Project" must not be used to endorse or promote products derived from this software without prior written permission. For written permission, please contact [openssl-core@openssl.org](mailto:openssl-core@openssl.org).

5. Products derived from this software may not be called "OpenSSL" nor may "OpenSSL" appear in their names without prior written permission of the OpenSSL Project.

6. Redistributions of any form whatsoever must retain the following acknowledgment: "This product includes software developed by the OpenSSL Project for use in the OpenSSL Toolkit (<http://www.openssl.org/>)"

THIS SOFTWARE IS PROVIDED BY THE OpenSSL PROJECT ``AS IS" AND ANY EXPRESSED OR IMPLIED WARRANTIES, INCLUDING, BUT NOT LIMITED TO, THE IMPLIED WARRANTIES OF MERCHANTABILITY AND FITNESS FOR A PARTICULAR PURPOSE ARE DISCLAIMED. IN NO EVENT SHALL THE OpenSSL PROJECT OR ITS CONTRIBUTORS BE LIABLE FOR ANY DIRECT, INDIRECT, INCIDENTAL, SPECIAL, EXEMPLARY, OR CONSEQUENTIAL DAMAGES (INCLUDING, BUT NOT LIMITED TO, PROCUREMENT OF SUBSTITUTE GOODS OR SERVICES; LOSS OF USE, DATA, OR PROFITS; OR BUSINESS INTERRUPTION) HOWEVER CAUSED AND ON ANY THEORY OF LIABILITY, WHETHER IN CONTRACT, STRICT LIABILITY, OR TORT (INCLUDING NEGLIGENCE OR OTHERWISE) ARISING IN ANY WAY OUT OF THE USE OF THIS SOFTWARE, EVEN IF ADVISED OF THE POSSIBILITY OF SUCH DAMAGE.

=====

This product includes cryptographic software written by Eric Young (eay@cryptsoft.com). This product includes software written by Tim Hudson (tjh@cryptsoft.com).

## 15.43 OSL 2.1 License

The Open Software Licensev. 2.1

This Open Software License (the "License") applies to any original work of authorship (the "Original Work") whose owner (the "Licensor") has placed the following notice immediately following the copyright notice for the Original Work:

Licensed under the Open Software License version 2.1

1) Grant of Copyright License. Licensor hereby grants You a world-wide, royalty-free, non-exclusive, perpetual, sublicenseable license to do the following:

- a) to reproduce the Original Work in copies;
- b) to prepare derivative works ("Derivative Works") based upon the Original Work;
- c) to distribute copies of the Original Work and Derivative Works to the public, with the proviso that copies of Original Work or Derivative Works that You distribute shall be licensed under the Open Software License;
- d) to perform the Original Work publicly; and
- e) to display the Original Work publicly.

2) Grant of Patent License. Licensor hereby grants You a world-wide, royalty-free, non-exclusive, perpetual, sublicenseable license, under patent claims owned or controlled by the Licensor that are embodied in the Original Work as furnished by the Licensor, to make, use, sell and offer for sale the Original Work and Derivative Works.

3) Grant of Source Code License. The term "Source Code" means the preferred form of the Original Work for making modifications to it and all available documentation describing how to modify the Original Work. Licensor hereby agrees to provide a machine-readable copy of the Source Code of the Original Work along with each copy of the Original Work that Licensor distributes. Licensor reserves the right to satisfy this obligation by placing a machine-readable copy of the Source Code in an information repository reasonably calculated to permit inexpensive and convenient access by You for as long as Licensor continues to distribute the Original Work, and by publishing the address of that information repository in a notice immediately following the copyright notice that applies to the Original Work.

4) Exclusions From License Grant. Neither the names of Licensor, nor the names of any contributors to the Original Work, nor any of their trademarks or service marks, may be used to endorse or promote products derived from this Original Work without express prior written permission of the Licensor. Nothing in this License shall be deemed to grant any rights to trademarks, copyrights, patents, trade secrets or any other intellectual property of Licensor except as expressly stated herein. No patent license is granted to make, use, sell or offer to sell embodiments of any patent claims other than the licensed claims defined in Section 2. No right is granted to the trademarks of Licensor even if such marks are included in the Original Work. Nothing in this License shall be interpreted to prohibit Licensor from licensing under different terms from this License any Original Work that Licensor otherwise would have a right to license.

5) External Deployment. The term "External Deployment" means the use or distribution of the Original Work or Derivative Works in any way such that the Original Work or Derivative Works may be used by anyone other than You, whether the Original Work or Derivative Works are distributed to those persons or made available as an application intended for use over a computer network. As an express condition for the grants of license hereunder, You agree that any External Deployment by You of a Derivative Work shall be deemed a distribution and shall be licensed to all under the terms of this License, as prescribed in section 1(c) herein.

6) Attribution Rights. You must retain, in the Source Code of any Derivative Works that You create, all copyright, patent or trademark notices from the Source Code of the Original Work, as well as any notices of licensing and any descriptive text identified therein as an "Attribution Notice." You must cause the Source Code for any Derivative Works that You create to carry a prominent Attribution Notice reasonably calculated to inform recipients that You have modified the Original Work.

7) Warranty of Provenance and Disclaimer of Warranty. Licensor warrants that the copyright in and to the Original Work and the patent rights granted herein by Licensor are owned by the Licensor or are sublicensed to You under the terms of this License with the permission of the contributor(s) of those copyrights and patent rights. Except as expressly stated in the immediately preceding sentence, the Original Work is provided under this License on an "AS IS" BASIS and WITHOUT WARRANTY, either express or implied, including, without limitation, the warranties of NON-INFRINGEMENT, MERCHANTABILITY or FITNESS FOR A PARTICULAR PURPOSE. THE ENTIRE RISK AS TO THE QUALITY OF THE ORIGINAL WORK IS WITH YOU. This DISCLAIMER OF WARRANTY constitutes an essential part of this License. No license to Original Work is granted hereunder except under this disclaimer.

8) Limitation of Liability. Under no circumstances and under no legal theory, whether in tort (including negligence), contract, or otherwise, shall the Licensor be liable to any person for any direct, indirect, special, incidental, or consequential damages of any character arising as a result of this License or the use of the Original Work including, without limitation, damages for loss of goodwill, work stoppage, computer failure or malfunction, or any and all other commercial damages or losses. This limitation of liability shall not apply to liability for death or personal injury resulting from Licensor's negligence to the extent applicable law prohibits such limitation. Some jurisdictions do not allow the exclusion or limitation of incidental or consequential damages, so this exclusion and limitation may not apply to You.

9) Acceptance and Termination. If You distribute copies of the Original Work or a Derivative Work, You must make a reasonable effort under the circumstances to obtain the express assent of recipients to the terms of this License. Nothing else but this License (or another written agreement between Licensor and You) grants You permission to create Derivative Works based upon the Original Work or to exercise any of the rights granted in Section 1 herein, and any attempt to do so except under the terms of this License (or another written agreement between Licensor and You) is expressly prohibited by U.S. copyright law, the equivalent laws of other countries, and by international treaty. Therefore, by exercising any of the rights granted to You in Section 1 herein, You indicate Your acceptance of this License and all of its terms and conditions. This License shall terminate immediately and you may no longer exercise any of the rights granted to You by this License upon Your failure to honor the proviso in Section 1(c) herein.

10) Termination for Patent Action. This License shall terminate automatically and You may no longer exercise any of the rights granted to You by this License as of the date You commence an action, including a cross-claim or counterclaim, against Licensor or any licensee alleging that the Original Work infringes a patent. This termination provision shall not apply for an action alleging patent infringement by combinations of the Original Work with other software or hardware.

11) Jurisdiction, Venue and Governing Law. Any action or suit relating to this License may be brought only in the courts of a jurisdiction wherein the Licensor resides or in which Licensor conducts its primary business, and under the laws of that jurisdiction excluding its conflict-of-law provisions. The application of the United Nations Convention on Contracts for the International Sale of Goods is expressly excluded. Any

use of the Original Work outside the scope of this License or after its termination shall be subject to the requirements and penalties of the U.S. Copyright Act, 17 U.S.C.  $\approx$  101 et seq., the equivalent laws of other countries, and international treaty. This section shall survive the termination of this License.

12) Attorneys Fees. In any action to enforce the terms of this License or seeking damages relating thereto, the prevailing party shall be entitled to recover its costs and expenses, including, without limitation, reasonable attorneys' fees and costs incurred in connection with such action, including any appeal of such action. This section shall survive the termination of this License.

13) Miscellaneous. This License represents the complete agreement concerning the subject matter hereof. If any provision of this License is held to be unenforceable, such provision shall be reformed only to the extent necessary to make it enforceable.

14) Definition of "You" in This License. "You" throughout this License, whether in upper or lower case, means an individual or a legal entity exercising rights under, and complying with all of the terms of, this License. For legal entities, "You" includes any entity that controls, is controlled by, or is under common control with you. For purposes of this definition, "control" means (i) the power, direct or indirect, to cause the direction or management of such entity, whether by contract or otherwise, or (ii) ownership of fifty percent (50%) or more of the outstanding shares, or (iii) beneficial ownership of such entity.

15) Right to Use. You may use the Original Work in all ways not otherwise restricted or conditioned by this License or by law, and Licensor promises not to interfere with or be responsible for such uses by You.

This license is Copyright (C) 2003-2004 Lawrence E. Rosen. All rights reserved. Permission is hereby granted to copy and distribute this license without modification. This license may not be modified without the express written permission of its copyright owner.

## 15.44 Original SSLeay License

-----

Copyright (C) 1995-1998 Eric Young (eay@cryptsoft.com)

All rights reserved.

This package is an SSL implementation written by Eric Young (eay@cryptsoft.com).

The implementation was written so as to conform with Netscapes SSL.

This library is free for commercial and non-commercial use as long as the following conditions are adhered to. The following conditions apply to all code found in this distribution, be it the RC4, RSA, lhash, DES, etc., code; not just the SSL code. The SSL documentation included with this distribution is covered by the same copyright terms except that the holder is Tim Hudson (tjh@cryptsoft.com).

Copyright remains Eric Young's, and as such any Copyright notices in the code are not to be removed. If this package is used in a product, Eric Young should be given attribution as the author of the parts of the library used. This can be in the form of a textual message at program startup or in documentation (online or textual) provided with the package.

Redistribution and use in source and binary forms, with or without modification, are permitted provided that the following conditions are met:

## 15.45 Perl

### Definitions

"Package" refers to the collection of files distributed by the Copyright Holder, and derivatives of that collection of files created through textual modification.

"Standard Version" refers to such a Package if it has not been modified, or has been modified in accordance with the wishes of the Copyright Holder as specified below.

"Copyright Holder" is whoever is named in the copyright or copyrights for the package.

"You" is you, if you're thinking about copying or distributing this Package.

"Reasonable copying fee" is whatever you can justify on the basis of media cost, duplication charges, time of people involved, and so on. (You will not be required to justify it to the Copyright Holder, but only to the computing community at large as a market that must bear the fee.)

"Freely Available" means that no fee is charged for the item itself, though there may be fees involved in handling the item. It also means that recipients of the item may redistribute it under the same conditions they received it.

You may make and give away verbatim copies of the source form of the Standard Version of this Package without restriction, provided that you duplicate all of the original copyright notices and associated disclaimers.

You may apply bug fixes, portability fixes and other modifications derived from the Public Domain or from the Copyright Holder. A Package modified in such a way shall still be considered the Standard Version.

You may otherwise modify your copy of this Package in any way, provided that you insert a prominent notice in each changed file stating how and when you changed that file, and provided that you do at least ONE of the following:

- place your modifications in the Public Domain or otherwise make them Freely Available, such as by posting said modifications to Usenet or an equivalent medium, or placing the modifications on a major archive site such as uunet.uu.net, or by allowing the Copyright Holder to include your modifications in the Standard Version of the Package.
- use the modified Package only within your corporation or organization.
- rename any non-standard executables so the names do not conflict with standard executables, which must also be provided, and provide a separate manual page for each non-standard executable that clearly documents how it differs from the Standard Version.
- make other distribution arrangements with the Copyright Holder.

You may distribute the programs of this Package in object code or executable form, provided that you do at least ONE of the following:

- distribute a Standard Version of the executables and library files, together with instructions (in the manual page or equivalent) on where to get the Standard Version.
- accompany the distribution with the machine-readable source of the Package with your modifications.
- give non-standard executables non-standard names, and clearly document the differences in manual pages (or equivalent), together with instructions on where to get the Standard Version.
- make other distribution arrangements with the Copyright Holder.

You may charge a reasonable copying fee for any distribution of this Package. You may charge any fee you choose for support of this Package. You may not charge a fee for this Package itself. However, you may distribute this Package in aggregate with other (possibly commercial) programs as part of a larger (possibly commercial) software distribution provided that you do not advertise this Package as a product of your own. You may embed this Package's interpreter within an executable of yours (by linking); this shall be construed as a mere form of aggregation, provided that the complete Standard Version of the interpreter is so embedded.

The scripts and library files supplied as input to or produced as output from the programs of this Package do not automatically fall under the copyright of this Package, but belong to whomever generated them, and may be sold commercially, and may be aggregated with this Package. If such scripts or library files are aggregated with this Package via the so-called "undump" or "unexec" methods of producing a binary executable image, then distribution of such an image shall neither be construed as a distribution of this Package nor shall it fall under the restrictions of Paragraphs 3 and 4, provided that you do not represent such an executable image as a Standard Version of this Package.

C subroutines (or comparably compiled subroutines in other languages) supplied by you and linked into this Package in order to emulate subroutines and variables of the language defined by this Package shall not be considered part of this Package, but are the equivalent of input as in Paragraph 6, provided these subroutines do not change the language in any way that would cause it to fail the regression tests for the language.

Aggregation of this Package with a commercial distribution is always permitted provided that the use of this Package is embedded; that is, when no overt attempt is made to make this Package's interfaces visible to the end user of the commercial distribution. Such use shall not be construed as a distribution of this Package.

The name of the Copyright Holder may not be used to endorse or promote products derived from this software without specific prior written permission.

THIS PACKAGE IS PROVIDED "AS IS" AND WITHOUT ANY EXPRESS OR IMPLIED WARRANTIES, INCLUDING, WITHOUT LIMITATION, THE IMPLIED WARRANTIES OF MERCHANTABILITY AND FITNESS FOR A PARTICULAR PURPOSE.

## 15.46 PostgreSQL License

PostgreSQL Database Management System

(formerly known as Postgres, then as Postgres95)

Portions Copyright (c) 1996-2024, The PostgreSQL Global Development Group

Portions Copyright (c) 1994, The Regents of the University of California

Permission to use, copy, modify, and distribute this software and its documentation for any purpose, without fee, and without a written agreement is hereby granted, provided that the above copyright notice and this paragraph and the following two paragraphs appear in all copies.

IN NO EVENT SHALL THE UNIVERSITY OF CALIFORNIA BE LIABLE TO ANY PARTY FOR DIRECT, INDIRECT, SPECIAL, INCIDENTAL, OR CONSEQUENTIAL DAMAGES, INCLUDING LOST PROFITS, ARISING OUT OF THE USE OF THIS SOFTWARE AND ITS DOCUMENTATION, EVEN IF THE UNIVERSITY OF CALIFORNIA HAS BEEN ADVISED OF THE POSSIBILITY OF SUCH DAMAGE.

THE UNIVERSITY OF CALIFORNIA SPECIFICALLY DISCLAIMS ANY WARRANTIES, INCLUDING, BUT NOT LIMITED TO, THE IMPLIED WARRANTIES OF MERCHANTABILITY AND FITNESS FOR A PARTICULAR PURPOSE. THE SOFTWARE PROVIDED HEREUNDER IS ON AN "AS IS" BASIS, AND THE UNIVERSITY OF CALIFORNIA HAS NO OBLIGATIONS TO PROVIDE MAINTENANCE, SUPPORT, UPDATES, ENHANCEMENTS, OR MODIFICATIONS.

## 15.47 Proprietary License

Copyright (C) 20-- [Sourceduty] - All Rights Reserved.

IMPORTANT NOTICE: PLEASE READ CAREFULLY BEFORE USING THE SOFTWARE.

### 1. PROPRIETARY AND CONFIDENTIAL INFORMATION

The contents of this project, including its source code, are proprietary and confidential. Unauthorized copying, transferring, or reproduction of any part of this project, through any medium, is strictly prohibited.

### 2. LICENSE GRANT

The receipt or possession of the source code and/or any parts thereof does not convey or imply any right to use them for any purpose other than the specific purpose for which they were provided to you.

### 3. DISCLAIMER OF WARRANTIES

The software is provided "AS IS," without warranty of any kind, express or implied, including, but not limited to, the warranties of merchantability, fitness for a particular purpose, and non-infringement.

### 4. LIMITATION OF LIABILITY

In no event shall [Your Company Name], its authors, or copyright holders be liable for any claim, damages, or other liability, whether in an action of contract, tort, or otherwise, arising from, out of, or in connection with the software or the use or other dealings in the software.

### 5. COPYRIGHT NOTICE

You are required to include the above copyright notice and this permission notice in all copies or substantial portions of the Software.

## 15.48 Python License

### PYTHON SOFTWARE FOUNDATION LICENSE VERSION 2

1. This LICENSE AGREEMENT is between the Python Software Foundation ("PSF"), and the Individual or Organization ("Licensee") accessing and otherwise using this software ("Python") in source or binary form and its associated documentation.
2. Subject to the terms and conditions of this License Agreement, PSF hereby grants Licensee a nonexclusive, royalty-free, world-wide license to reproduce, analyze, test, perform and/or display publicly, prepare derivative works, distribute, and otherwise use Python alone or in any derivative version, provided, however, that PSF's License Agreement and PSF's notice of copyright, i.e., "Copyright (c) 2001, 2002, 2003, 2004, 2005, 2006, 2007, 2008, 2009, 2010 Python Software Foundation; All Rights Reserved" are retained in Python alone or in any derivative version prepared by Licensee.
3. In the event Licensee prepares a derivative work that is based on or incorporates Python or any part thereof, and wants to make the derivative work available to others as provided herein, then Licensee hereby agrees to include in any such work a brief summary of the changes made to Python.
4. PSF is making Python available to Licensee on an "AS IS" basis. PSF MAKES NO REPRESENTATIONS OR WARRANTIES, EXPRESS OR IMPLIED. BY WAY OF EXAMPLE, BUT NOT LIMITATION, PSF MAKES NO AND DISCLAIMS ANY REPRESENTATION OR WARRANTY OF MERCHANTABILITY OR FITNESS FOR ANY PARTICULAR PURPOSE OR THAT THE USE OF PYTHON WILL NOT INFRINGE ANY THIRD PARTY RIGHTS.
5. PSF SHALL NOT BE LIABLE TO LICENSEE OR ANY OTHER USERS OF PYTHON FOR ANY INCIDENTAL, SPECIAL, OR CONSEQUENTIAL DAMAGES OR LOSS AS A RESULT OF MODIFYING, DISTRIBUTING, OR OTHERWISE USING PYTHON, OR ANY DERIVATIVE THEREOF, EVEN IF ADVISED OF THE POSSIBILITY THEREOF.
6. This License Agreement will automatically terminate upon a material breach of its terms and conditions.
7. Nothing in this License Agreement shall be deemed to create any relationship of agency, partnership, or joint venture between PSF and Licensee. This License Agreement does not grant permission to use PSF trademarks or trade name in a trademark sense to endorse or promote products or services of Licensee, or any third party.
8. By copying, installing or otherwise using Python, Licensee agrees to be bound by the terms and conditions of this License Agreement.

## 15.49 Sendmail License

### SENDMAIL LICENSE

The following license terms and conditions apply, unless a redistribution agreement or other license is obtained from Sendmail, Inc., 6475 Christie Ave, Third Floor, Emeryville, CA 94608, USA, or by electronic mail at [license@sendmail.com](mailto:license@sendmail.com).

License Terms:

Use, Modification and Redistribution (including distribution of any modified or derived work) in source and binary forms is permitted only if each of the following conditions is met:

1. Redistributions qualify as "freeware" or "Open Source Software" under one of the following terms:

(a) Redistributions are made at no charge beyond the reasonable cost of materials and delivery.

(b) Redistributions are accompanied by a copy of the Source Code or by an irrevocable offer to provide a copy of the Source Code for up to three years at the cost of materials and delivery. Such redistributions must allow further use, modification, and redistribution of the Source Code under substantially the same terms as this license. For the purposes of redistribution "Source Code" means the complete compilable and linkable source code of sendmail including all modifications.

2. Redistributions of Source Code must retain the copyright notices as they appear in each Source Code file, these license terms, and the disclaimer/limitation of liability set forth as paragraph 6 below.

3. Redistributions in binary form must reproduce the Copyright Notice, these license terms, and the disclaimer/limitation of liability set forth as paragraph 6 below, in the documentation and/or other materials provided with the distribution. For the purposes of binary distribution the "Copyright Notice" refers to the following language: "Copyright (c) 1998-2010 Sendmail, Inc. All rights reserved."

4. Neither the name of Sendmail, Inc. nor the University of California nor names of their contributors may be used to endorse or promote products derived from this software without specific prior written permission. The name "sendmail" is a trademark of Sendmail, Inc.

5. All redistributions must comply with the conditions imposed by the University of California on certain embedded code, which copyright Notice and conditions for redistribution are as follows:

(a) Copyright (c) 1988, 1993 The Regents of the University of California. All rights reserved.

(b) Redistribution and use in source and binary forms, with or without modification, are permitted provided that the following conditions are met:

(i) Redistributions of source code must retain the above copyright notice, this list of conditions and the following disclaimer. 139848.1

(ii) Redistributions in binary form must reproduce the above copyright notice, this list of conditions and the following disclaimer in the documentation and/or other materials provided with the distribution.

(iii) Neither the name of the University nor the names of its contributors may be used to endorse or promote products derived from this software without specific prior written permission.

6. Disclaimer/Limitation of Liability: THIS SOFTWARE IS PROVIDED BY SENDMAIL, INC. AND CONTRIBUTORS "AS IS" AND ANY EXPRESS OR IMPLIED WARRANTIES, INCLUDING, BUT NOT LIMITED TO, THE IMPLIED WARRANTIES OF MERCHANTABILITY AND FITNESS FOR A PARTICULAR PURPOSE ARE DISCLAIMED. IN NO EVENT SHALL SENDMAIL, INC., THE REGENTS OF THE UNIVERSITY OF CALIFORNIA OR CONTRIBUTORS BE LIABLE FOR ANY DIRECT, INDIRECT, INCIDENTAL, SPECIAL, EXEMPLARY, OR CONSEQUENTIAL DAMAGES (INCLUDING, BUT NOT LIMITED TO, PROCUREMENT OF SUBSTITUTE GOODS OR SERVICES; LOSS OF USE, DATA, OR PROFITS; OR BUSINESS INTERRUPTION) HOWEVER CAUSED AND ON ANY THEORY OF LIABILITY, WHETHER IN CONTRACT, STRICT LIABILITY, OR TORT (INCLUDING NEGLIGENCE OR OTHERWISE) ARISING IN ANY WAY OUT OF THE USE OF THIS SOFTWARE, EVEN IF ADVISED OF THE POSSIBILITY OF SUCH DAMAGES.

\$Revision: 8.16 \$, Last updated \$Date: 2010/10/25 23:11:19 \$, Document 139848.1

## 15.50 SISSL License

Sun Industry Standards Source License - Version 1.1

### 1.0 DEFINITIONS

1.1 "Commercial Use" means distribution or otherwise making the Original Code available to a third party.

1.2 "Contributor Version" means the combination of the Original Code, and the Modifications made by that particular Contributor.

1.3 "Electronic Distribution Mechanism" means a mechanism generally accepted in the software development community for the electronic transfer of data.

1.4 "Executable" means Original Code in any form other than Source Code.

1.5 "Initial Developer" means the individual or entity identified as the Initial Developer in the Source Code notice required by Exhibit A.

1.6 "Larger Work" means a work which combines Original Code or portions thereof with code not governed by the terms of this License.

1.7 "License" means this document.

1.8 "Licensable" means having the right to grant, to the maximum extent possible, whether at the time of the initial grant or subsequently acquired, any and all of the rights conveyed herein.

1.9 "Modifications" means any addition to or deletion from the substance or structure of either the Original Code or any previous Modifications. A Modification is:

A. Any addition to or deletion from the contents of a file containing Original Code or previous Modifications.

B. Any new file that contains any part of the Original Code or previous Modifications.

1.10 "Original Code" means Source Code of computer software code which is described in the Source Code notice required by Exhibit A as Original Code.

1.11 "Patent Claims" means any patent claim(s), now owned or hereafter acquired, including without limitation, method, process, and apparatus claims, in any patent Licensable by grantor.

1.12 "Source Code" means the preferred form of the Original Code for making modifications to it, including all modules it contains, plus any associated interface definition files, or scripts used to control compilation and installation of an Executable.

1.13 "Standards" means the standards identified in Exhibit B.

1.14 "You" (or "Your") means an individual or a legal entity exercising rights under, and complying with all of the terms of, this License or a future version of this License issued under Section 6.1. For legal entities, "You" includes any entity which controls, is controlled by, or is under common control with You. For purposes of this definition, "control" means (a) the power, direct or indirect, to cause the direction or management of such entity, whether by contract or otherwise, or (b) ownership of more than fifty percent (50%) of the outstanding shares or beneficial ownership of such entity.

### 2.0 SOURCE CODE LICENSE

2.1 The Initial Developer Grant The Initial Developer hereby grants You a world-wide, royalty-free, non-exclusive license, subject to third party intellectual property claims:

(a) under intellectual property rights (other than patent or trademark) Licensable by Initial Developer to use, reproduce, modify, display, perform, sublicense and distribute the Original Code (or portions thereof) with or without Modifications, and/or as part of a Larger Work; and

(b) under Patents Claims infringed by the making, using or selling of Original Code, to make, have made, use, practice, sell, and offer for sale, and/or otherwise dispose of the Original Code (or portions thereof).

(c) the licenses granted in this Section 2.1(a) and (b) are effective on the date Initial Developer first distributes Original Code under the terms of this License.

(d) Notwithstanding Section 2.1(b) above, no patent license is granted: 1) for code that You delete from the Original Code; 2) separate from the Original Code; or 3) for infringements caused by: i) the modification of the Original Code or ii) the combination of the Original Code with other software or devices, including but not limited to Modifications.

### 3.0 DISTRIBUTION OBLIGATIONS

3.1 Application of License. The Source Code version of Original Code may be distributed only under the terms of this License or a future version of this License released under Section 6.1, and You must include a copy of this License with every copy of the Source Code You distribute. You may not offer or impose any terms on any Source Code version that alters or restricts the applicable version of this License or the recipients' rights hereunder. Your license for shipment of the Contributor Version is conditioned upon Your full compliance with this Section. The Modifications which You create must comply with all requirements set out by the Standards body in effect one hundred twenty (120) days before You ship the Contributor Version. In the event that the Modifications do not meet such requirements, You agree to publish either (i) any deviation from the Standards protocol resulting from implementation of Your Modifications and a reference implementation of Your Modifications or (ii) Your Modifications in Source Code form, and to make any such deviation and reference implementation or Modifications available to all third parties under the same terms as this license on a royalty free basis within thirty (30) days of Your first customer shipment of Your Modifications.

3.2 Required Notices. You must duplicate the notice in Exhibit A in each file of the Source Code. If it is not possible to put such notice in a particular Source Code file due to its structure, then You must include such notice in a location (such as a relevant directory) where a user would be likely to look for such a notice. If You created one or more Modification(s) You may add Your name as a Contributor to the notice described in Exhibit A. You must also duplicate this License in any documentation for the Source Code where You describe recipients' rights or ownership rights relating to Initial Code. You may choose to offer, and to charge a fee for, warranty, support, indemnity or liability obligations to one or more recipients of Your version of the Code. However, You may do so only on Your own behalf, and not on behalf of the Initial Developer. You must make it absolutely clear than any such warranty, support, indemnity or liability obligation is offered by You alone, and You hereby agree to indemnify the Initial Developer for any liability incurred by the Initial Developer as a result of warranty, support, indemnity or liability terms You offer.

**3.3 Distribution of Executable Versions.** You may distribute Original Code in Executable and Source form only if the requirements of Sections 3.1 and 3.2 have been met for that Original Code, and if You include a notice stating that the Source Code version of the Original Code is available under the terms of this License. The notice must be conspicuously included in any notice in an Executable or Source versions, related documentation or collateral in which You describe recipients' rights relating to the Original Code. You may distribute the Executable and Source versions of Your version of the Code or ownership rights under a license of Your choice, which may contain terms different from this License, provided that You are in compliance with the terms of this License. If You distribute the Executable and Source versions under a different license You must make it absolutely clear that any terms which differ from this License are offered by You alone, not by the Initial Developer. You hereby agree to indemnify the Initial Developer for any liability incurred by the Initial Developer as a result of any such terms You offer.

**3.4 Larger Works.** You may create a Larger Work by combining Original Code with other code not governed by the terms of this License and distribute the Larger Work as a single product. In such a case, You must make sure the requirements of this License are fulfilled for the Original Code.

#### 4.0 INABILITY TO COMPLY DUE TO STATUTE OR REGULATION

If it is impossible for You to comply with any of the terms of this License with respect to some or all of the Original Code due to statute, judicial order, or regulation then You must: (a) comply with the terms of this License to the maximum extent possible; and (b) describe the limitations and the code they affect. Such description must be included in the LEGAL file described in Section 3.2 and must be included with all distributions of the Source Code. Except to the extent prohibited by statute or regulation, such description must be sufficiently detailed for a recipient of ordinary skill to be able to understand it.

#### 5.0 APPLICATION OF THIS LICENSE

This License applies to code to which the Initial Developer has attached the notice in Exhibit A and to related Modifications as set out in Section 3.1.

#### 6.0 VERSIONS OF THE LICENSE

**6.1 New Versions.** Sun may publish revised and/or new versions of the License from time to time. Each version will be given a distinguishing version number.

**6.2 Effect of New Versions.** Once Original Code has been published under a particular version of the License, You may always continue to use it under the terms of that version. You may also choose to use such Original Code under the terms of any subsequent version of the License published by Sun. No one other than Sun has the right to modify the terms applicable to Original Code.

#### 7.0 DISCLAIMER OF WARRANTY

ORIGINAL CODE IS PROVIDED UNDER THIS LICENSE ON AN "AS IS" BASIS, WITHOUT WARRANTY OF ANY KIND, EITHER EXPRESSED OR IMPLIED, INCLUDING, WITHOUT LIMITATION, WARRANTIES THAT THE ORIGINAL CODE IS FREE OF DEFECTS, MERCHANTABLE, FIT FOR A PARTICULAR PURPOSE OR NON-INFRINGEMENT. THE ENTIRE RISK AS TO THE QUALITY AND PERFORMANCE OF THE ORIGINAL CODE IS WITH YOU. SHOULD ANY ORIGINAL CODE PROVE DEFECTIVE IN ANY RESPECT, YOU (NOT THE INITIAL DEVELOPER) ASSUME THE COST OF ANY NECESSARY SERVICING, REPAIR OR CORRECTION. THIS DISCLAIMER OF WARRANTY CONSTITUTES AN ESSENTIAL PART OF THIS LICENSE. NO USE OF ANY ORIGINAL CODE IS AUTHORIZED HEREUNDER EXCEPT UNDER THIS DISCLAIMER.

#### 8.0 TERMINATION

8.1 This License and the rights granted hereunder will terminate automatically if You fail to comply with terms herein and fail to cure such breach within 30 days of becoming aware of the breach. All sublicenses to the Original Code which are properly granted shall survive any termination of this License. Provisions which, by their nature, must remain in effect beyond the termination of this License shall survive.

8.2 In the event of termination under Section 8.1 above, all end user license agreements (excluding distributors and resellers) which have been validly granted by You or any distributor hereunder prior to termination shall survive termination.

### 9.0 LIMIT OF LIABILITY

UNDER NO CIRCUMSTANCES AND UNDER NO LEGAL THEORY, WHETHER TORT (INCLUDING NEGLIGENCE), CONTRACT, OR OTHERWISE, SHALL YOU, THE INITIAL DEVELOPER, ANY OTHER CONTRIBUTOR, OR ANY DISTRIBUTOR OF ORIGINAL CODE, OR ANY SUPPLIER OF ANY OF SUCH PARTIES, BE LIABLE TO ANY PERSON FOR ANY INDIRECT, SPECIAL, INCIDENTAL, OR CONSEQUENTIAL DAMAGES OF ANY CHARACTER INCLUDING, WITHOUT LIMITATION, DAMAGES FOR LOSS OF GOODWILL, WORK STOPPAGE, COMPUTER FAILURE OR MALFUNCTION, OR ANY AND ALL OTHER COMMERCIAL DAMAGES OR LOSSES, EVEN IF SUCH PARTY SHALL HAVE BEEN INFORMED OF THE POSSIBILITY OF SUCH DAMAGES. THIS LIMITATION OF LIABILITY SHALL NOT APPLY TO LIABILITY FOR DEATH OR PERSONAL INJURY RESULTING FROM SUCH PARTY'S NEGLIGENCE TO THE EXTENT APPLICABLE LAW PROHIBITS SUCH LIMITATION. SOME JURISDICTIONS DO NOT ALLOW THE EXCLUSION OR LIMITATION OF INCIDENTAL OR CONSEQUENTIAL DAMAGES, SO THIS EXCLUSION AND LIMITATION MAY NOT APPLY TO YOU.

### 10.0 U.S. GOVERNMENT END USERS

U.S. Government: If this Software is being acquired by or on behalf of the U.S. Government or by a U.S. Government prime contractor or subcontractor (at any tier), then the Government's rights in the Software and accompanying documentation shall be only as set forth in this license; this is in accordance with 48 C.F.R. 227.7201 through 227.7202-4 (for Department of Defense (DoD) acquisitions) and with 48 C.F.R. 2.101 and 12.212 (for non-DoD acquisitions).

### 11.0 MISCELLANEOUS

This License represents the complete agreement concerning subject matter hereof. If any provision of this License is held to be unenforceable, such provision shall be reformed only to the extent necessary to make it enforceable. This License shall be governed by California law provisions (except to the extent applicable law, if any, provides otherwise), excluding its conflict-of-law provisions. With respect to disputes in which at least one party is a citizen of, or an entity chartered or registered to do business in the United States of America, any litigation relating to this License shall be subject to the jurisdiction of the Federal Courts of the Northern District of California, with venue lying in Santa Clara County, California, with the losing party responsible for costs, including without limitation, court costs and reasonable attorneys' fees and expenses. The application of the United Nations Convention on Contracts for the International Sale of Goods is expressly excluded. Any law or regulation which provides that the language of a contract shall be construed against the drafter shall not apply to this License.

### EXHIBIT A - Sun Standards License

"The contents of this file are subject to the Sun Standards License Version 1.1 (the "License"); You may not use this file except in compliance with the License. You may obtain a copy of the License at

---

Software distributed under the License is distributed on an "AS IS" basis, WITHOUT WARRANTY OF ANY KIND, either express or implied. See the License for the specific language governing rights and limitations under the License.

The Original Code is \_\_\_\_\_.

The Initial Developer of the Original Code is:

Sun Microsystems, Inc..

Portions created by: \_\_\_\_\_

are Copyright (C): \_\_\_\_\_

All Rights Reserved.

Contributor(s): \_\_\_\_\_

EXHIBIT B - Standards

The Standard is defined as the following:

OpenOffice.org XML File Format Specification, located at <http://xml.openoffice.org>

OpenOffice.org Application Programming Interface Specification, located at <http://api.openoffice.org>

## 15.51 Sleepycat License

The Sleepycat License Copyright (c) 1990-1999 Sleepycat Software. All rights reserved.

Redistribution and use in source and binary forms, with or without modification, are permitted provided that the following conditions are met:

- Redistributions of source code must retain the above copyright notice, this list of conditions and the following disclaimer.
- Redistributions in binary form must reproduce the above copyright notice, this list of conditions and the following disclaimer in the documentation and/or other materials provided with the distribution.
- Redistributions in any form must be accompanied by information on how to obtain complete source code for the DB software and any accompanying software that uses the DB software. The source code must either be included in the distribution or be available for no more than the cost of distribution plus a nominal fee, and must be freely redistributable under reasonable conditions. For an executable file, complete source code means the source code for all modules it contains. It does not include source code for modules or files that typically accompany the major components of the operating system on which the executable file runs.

THIS SOFTWARE IS PROVIDED BY SLEEPYCAT SOFTWARE ``AS IS&apos;&apos; AND ANY EXPRESS OR IMPLIED WARRANTIES, INCLUDING, BUT NOT LIMITED TO, THE IMPLIED

WARRANTIES OF MERCHANTABILITY, FITNESS FOR A PARTICULAR PURPOSE, OR NON-INFRINGEMENT, ARE DISCLAIMED. IN NO EVENT SHALL SLEEPYCAT SOFTWARE BE LIABLE FOR ANY DIRECT, INDIRECT, INCIDENTAL, SPECIAL, EXEMPLARY, OR CONSEQUENTIAL DAMAGES (INCLUDING, BUT NOT LIMITED TO, PROCUREMENT OF SUBSTITUTE GOODS OR SERVICES; LOSS OF USE, DATA, OR PROFITS; OR BUSINESS INTERRUPTION) HOWEVER CAUSED AND ON ANY THEORY OF LIABILITY, WHETHER IN CONTRACT, STRICT LIABILITY, OR TORT (INCLUDING NEGLIGENCE OR OTHERWISE) ARISING IN ANY WAY OUT OF THE USE OF THIS SOFTWARE, EVEN IF ADVISED OF THE POSSIBILITY OF SUCH DAMAGE.

## 15.52 TTWL License

Copyright (C) 1996-2009 David Muir Sharnoff.

Copyright (C) 2012-2013 Google, Inc.

This module may be modified, used, copied, and redistributed at your own risk. Although allowed by the preceding license, please do not publicly redistribute modified versions of this code with the name "Text::Wrap" unless it passes the unmodified Text::Wrap test suite.

## 15.53 UCD License

Unicode Character Database

Date: 2023-08-28

© 2023 Unicode®, Inc.

Unicode and the Unicode Logo are registered trademarks of Unicode, Inc. in the U.S. and other countries.

For terms of use, see [https://www.unicode.org/terms\\_of\\_use.html](https://www.unicode.org/terms_of_use.html)

## 15.54 Unicode License

Unicode Terms of Use

For the general privacy policy governing access to this site, see the Unicode Privacy Policy. For trademark usage, see the Unicode® Consortium Name and Trademark Usage Policy.

A. Unicode Copyright.

1. Copyright © 1991-2014 Unicode, Inc. All rights reserved.

2. Certain documents and files on this website contain a legend indicating that "Modification is permitted." Any person is hereby authorized, without fee, to modify such documents and files to create derivative works conforming to the Unicode® Standard, subject to Terms and Conditions herein.

3. Any person is hereby authorized, without fee, to view, use, reproduce, and distribute all documents and files solely for informational purposes in the creation of products supporting the Unicode Standard, subject to the Terms and Conditions herein.

4. Further specifications of rights and restrictions pertaining to the use of the particular set of data files known as the "Unicode Character Database" can be found in Exhibit 1.

5. Each version of the Unicode Standard has further specifications of rights and restrictions of use. For the book editions (Unicode 5.0 and earlier), these are found on the back of the title page. The online code charts carry specific restrictions. All other files, including online documentation of the core specification for Unicode 6.0 and later, are covered under these general Terms of Use.

6. No license is granted to "mirror" the Unicode website where a fee is charged for access to the "mirror" site.

7. Modification is not permitted with respect to this document. All copies of this document must be verbatim.

B. Restricted Rights Legend. Any technical data or software which is licensed to the United States of America, its agencies and/or instrumentalities under this Agreement is commercial technical data or commercial computer software developed exclusively at private expense as defined in FAR 2.101, or DFARS 252.227-7014 (June 1995), as applicable. For technical data, use, duplication, or disclosure by the Government is subject to restrictions as set forth in DFARS 202.227-7015 Technical Data, Commercial and Items (Nov 1995) and this Agreement. For Software, in accordance with FAR 12-212 or DFARS 227-7202, as applicable, use, duplication or disclosure by the Government is subject to the restrictions set forth in this Agreement.

#### C. Warranties and Disclaimers.

1. This publication and/or website may include technical or typographical errors or other inaccuracies . Changes are periodically added to the information herein; these changes will be incorporated in new editions of the publication and/or website. Unicode may make improvements and/or changes in the product(s) and/or program(s) described in this publication and/or website at any time.

2. If this file has been purchased on magnetic or optical media from Unicode, Inc. the sole and exclusive remedy for any claim will be exchange of the defective media within ninety (90) days of original purchase.

3. EXCEPT AS PROVIDED IN SECTION C.2, THIS PUBLICATION AND/OR SOFTWARE IS PROVIDED "AS IS" WITHOUT WARRANTY OF ANY KIND EITHER EXPRESS, IMPLIED, OR STATUTORY, INCLUDING, BUT NOT LIMITED TO, ANY WARRANTIES OF MERCHANTABILITY, FITNESS FOR A PARTICULAR PURPOSE, OR NON-INFRINGEMENT. UNICODE AND ITS LICENSORS ASSUME NO RESPONSIBILITY FOR ERRORS OR OMISSIONS IN THIS PUBLICATION AND/OR SOFTWARE OR OTHER DOCUMENTS WHICH ARE REFERENCED BY OR LINKED TO THIS PUBLICATION OR THE UNICODE WEBSITE.

D. Waiver of Damages. In no event shall Unicode or its licensors be liable for any special, incidental, indirect or consequential damages of any kind, or any damages whatsoever, whether or not Unicode was advised of the possibility of the damage, including, without limitation, those resulting from the following: loss of use, data or profits, in connection with the use, modification or distribution of this information or its derivatives.

#### E. Trademarks & Logos.

1. The Unicode Word Mark and the Unicode Logo are trademarks of Unicode, Inc. "The Unicode Consortium" and "Unicode, Inc." are trade names of Unicode, Inc. Use of the information and materials found on this website indicates your acknowledgement of Unicode, Inc.'s exclusive worldwide rights in the Unicode Word Mark, the Unicode Logo, and the Unicode trade names.
2. The Unicode Consortium Name and Trademark Usage Policy ("Trademark Policy") are incorporated herein by reference and you agree to abide by the provisions of the Trademark Policy, which may be changed from time to time in the sole discretion of Unicode, Inc.
3. All third party trademarks referenced herein are the property of their respective owners.

### F. Miscellaneous.

1. Jurisdiction and Venue. This server is operated from a location in the State of California, United States of America. Unicode makes no representation that the materials are appropriate for use in other locations. If you access this server from other locations, you are responsible for compliance with local laws. This Agreement, all use of this site and any claims and damages resulting from use of this site are governed solely by the laws of the State of California without regard to any principles which would apply the laws of a different jurisdiction. The user agrees that any disputes regarding this site shall be resolved solely in the courts located in Santa Clara County, California. The user agrees said courts have personal jurisdiction and agree to waive any right to transfer the dispute to any other forum.
2. Modification by Unicode Unicode shall have the right to modify this Agreement at any time by posting it to this site. The user may not assign any part of this Agreement without Unicode's prior written consent.
3. Taxes. The user agrees to pay any taxes arising from access to this website or use of the information herein, except for those based on Unicode's net income.
4. Severability. If any provision of this Agreement is declared invalid or unenforceable, the remaining provisions of this Agreement shall remain in effect.
5. Entire Agreement. This Agreement constitutes the entire agreement between the parties.

## 15.55 VIM License

### VIM LICENSE

I) There are no restrictions on distributing unmodified copies of Vim except that they must include this license text. You can also distribute unmodified parts of Vim, likewise unrestricted except that they must include this license text. You are also allowed to include executables that you made from the unmodified Vim sources, plus your own usage examples and Vim scripts.

II) It is allowed to distribute a modified (or extended) version of Vim, including executables and/or source code, when the following four conditions are met:

- 1) This license text must be included unmodified.
- 2) The modified Vim must be distributed in one of the following five ways:

a) If you make changes to Vim yourself, you must clearly describe in the distribution how to contact you. When the maintainer asks you (in any way) for a copy of the modified Vim you distributed, you must make your changes, including source code, available to the maintainer without fee. The maintainer reserves the right to include your changes in the official version of Vim. What the maintainer will do with your changes and under what license they will be distributed is negotiable. If there has been no negotiation then this license, or a later version, also applies to your changes. The current maintainer is Bram Moolenaar <Bram@vim.org>. If this changes it will be announced in appropriate places (most likely vim.sf.net, www.vim.org and/or comp.editors). When it is completely impossible to contact the maintainer, the obligation to send him your changes ceases. Once the maintainer has confirmed that he has received your changes they will not have to be sent again.

b) If you have received a modified Vim that was distributed as mentioned under a) you are allowed to further distribute it unmodified, as mentioned at 1). If you make additional changes the text under a) applies to those changes.

c) Provide all the changes, including source code, with every copy of the modified Vim you distribute. This may be done in the form of a context diff. You can choose what license to use for new code you add. The changes and their license must not restrict others from making their own changes to the official version of Vim.

d) When you have a modified Vim which includes changes as mentioned under c), you can distribute it without the source code for the changes if the following three conditions are met:

- The license that applies to the changes permits you to distribute the changes to the Vim maintainer without fee or restriction, and permits the Vim maintainer to include the changes in the official version of Vim without fee or restriction.

- You keep the changes for at least three years after last distributing the corresponding modified Vim. When the maintainer or someone who you distributed the modified Vim to asks you (in any way) for the changes within this period, you must make them available to him.

- You clearly describe in the distribution how to contact you. This contact information must remain valid for at least three years after last distributing the corresponding modified Vim, or as long as possible.

e) When the GNU General Public License (GPL) applies to the changes, you can distribute the modified Vim under the GNU GPL version 2 or any later version.

3) A message must be added, at least in the output of the ":version" command and in the intro screen, such that the user of the modified Vim is able to see that it was modified. When distributing as mentioned under 2)e) adding the message is only required for as far as this does not conflict with the license used for the changes.

4) The contact information as required under 2)a) and 2)d) must not be removed or changed, except that the person himself can make corrections.

III) If you distribute a modified version of Vim, you are encouraged to use the Vim license for your changes and make them available to the maintainer, including the source code. The preferred way to do this is by e-mail or by uploading the files to a server and e-mailing the URL. If the number of changes is small (e.g., a modified Makefile) e-mailing a context diff will do. The e-mail address to be used is <maintainer@vim.org>

IV) It is not allowed to remove this license from the distribution of the Vim sources, parts of it or from a modified version. You may use this license for previous Vim releases instead of the license that they came with, at your option.

## 15.56 W3C License

### W3C SOFTWARE NOTICE AND LICENSE

This work (and included software, documentation such as READMEs, or other related items) is being provided by the copyright holders under the following license.

#### License

By obtaining, using and/or copying this work, you (the licensee) agree that you have read, understood, and will comply with the following terms and conditions.

Permission to copy, modify, and distribute this software and its documentation, with or without modification, for any purpose and without fee or royalty is hereby granted, provided that you include the following on ALL copies of the software and documentation or portions thereof, including modifications:

The full text of this NOTICE in a location viewable to users of the redistributed or derivative work.

Any pre-existing intellectual property disclaimers, notices, or terms and conditions. If none exist, the W3C Software Short Notice should be included (hypertext is preferred, text is permitted) within the body of any redistributed or derivative code.

Notice of any changes or modifications to the files, including the date changes were made. (We recommend you provide URIs to the location from which the code is derived.)

#### Disclaimers

THIS SOFTWARE AND DOCUMENTATION IS PROVIDED "AS IS," AND COPYRIGHT HOLDERS MAKE NO REPRESENTATIONS OR WARRANTIES, EXPRESS OR IMPLIED, INCLUDING BUT NOT LIMITED TO, WARRANTIES OF MERCHANTABILITY OR FITNESS FOR ANY PARTICULAR PURPOSE OR THAT THE USE OF THE SOFTWARE OR DOCUMENTATION WILL NOT INFRINGE ANY THIRD PARTY PATENTS, COPYRIGHTS, TRADEMARKS OR OTHER RIGHTS.

COPYRIGHT HOLDERS WILL NOT BE LIABLE FOR ANY DIRECT, INDIRECT, SPECIAL OR CONSEQUENTIAL DAMAGES ARISING OUT OF ANY USE OF THE SOFTWARE OR DOCUMENTATION.

The name and trademarks of copyright holders may NOT be used in advertising or publicity pertaining to the software without specific, written prior permission. Title to copyright in this software and any associated documentation will at all times remain with copyright holders.

#### Notes

This version: <http://www.w3.org/Consortium/Legal/2002/copyright-software-20021231>

This formulation of W3C's notice and license became active on December 31 2002. This version removes the copyright ownership notice such that this license can be used with materials other than those owned by the W3C, reflects that ERCIM is now a host of the W3C, includes references to this specific dated version of the license, and removes the ambiguous grant of "use". Otherwise, this version is the same as

the previous version and is written so as to preserve the Free Software Foundation's assessment of GPL compatibility and OSI's certification under the Open Source Definition.

## 15.57 zlib License

### zlib License

This software is provided 'as-is', without any express or implied warranty. In no event will the authors be held liable for any damages arising from the use of this software.

Permission is granted to anyone to use this software for any purpose, including commercial applications, and to alter it and redistribute it freely, subject to the following restrictions:

1. The origin of this software must not be misrepresented; you must not claim that you wrote the original software. If you use this software in a product, an acknowledgment in the product documentation would be appreciated but is not required.
2. Altered source versions must be plainly marked as such, and must not be misrepresented as being the original software.
3. This notice may not be removed or altered from any source distribution.

## 15.58 zlib with acknowledgement License

Copyright (c) 2002-2007 Charlie Poole

Copyright (c) 2002-2004 James W. Newkirk, Michael C. Two, Alexei A. Vorontsov

Copyright (c) 2000-2002 Philip A. Craig

This software is provided 'as-is', without any express or implied warranty. In no event will the authors be held liable for any damages arising from the use of this software.

Permission is granted to anyone to use this software for any purpose, including commercial applications, and to alter it and redistribute it freely, subject to the following restrictions:

1. The origin of this software must not be misrepresented; you must not claim that you wrote the original software. If you use this software in a product, an acknowledgment (see the following) in the product documentation is required. Portions Copyright (c) 2002-2007 Charlie Poole or Copyright (c) 2002-2004 James W. Newkirk, Michael C. Two, Alexei A. Vorontsov or Copyright (c) 2000-2002 Philip A. Craig
2. Altered source versions must be plainly marked as such, and must not be misrepresented as being the original software.
3. This notice may not be removed or altered from any source distribution.

