

# Phone Manager Application Support - EMIS

JANUARY 2017

DOCUMENT RELEASE 5.0

APPLICATION SUPPORT



## NOTICE

The information contained in this document is believed to be accurate in all respects but is not warranted by Mitel Networks™ Corporation (MITEL®). The information is subject to change without notice and should not be construed in any way as a commitment by Mitel or any of its affiliates or subsidiaries. Mitel and its affiliates and subsidiaries assume no responsibility for any errors or omissions in this document. Revisions of this document or new editions of it may be issued to incorporate such changes.

No part of this document can be reproduced or transmitted in any form or by any means - electronic or mechanical - for any purpose without written permission from Mitel Networks Corporation.

## TRADEMARKS

The trademarks, service marks, logos and graphics (collectively "Trademarks") appearing on Mitel's Internet sites or in its publications are registered and unregistered trademarks of Mitel Networks Corporation (MNC) or its subsidiaries (collectively "Mitel") or others. Use of the Trademarks is prohibited without the express consent from Mitel. Please contact our legal department at [legal@mitel.com](mailto:legal@mitel.com) for additional information. For a list of the worldwide Mitel Networks Corporation registered trademarks, please refer to the website: <http://www.mitel.com/trademarks>.

Windows and Microsoft are trademarks of Microsoft Corporation.

Other product names mentioned in this document may be trademarks of their respective companies and are hereby acknowledged.

Mitel Phone Manager  
Release 5.0 - January, 2017

®,™ Trademark of Mitel Networks Corporation  
© Copyright 2017 Mitel Networks Corporation All rights reserved

# EMIS

## Overview

EMIS Web allows healthcare professionals to share and use vital information, so they can provide better, more efficient care; this Document describes the features that are available when integrating Phone Manager with EMIS Web.

Please ensure that:

- EMIS has been setup to allow Phone Manager integration
- only one instance of EMIS Web is running on the user's PC at any one time otherwise the integration will not function.

## Supported Versions

N/A. EMIS Web is a hosted environment. The current version is supported.

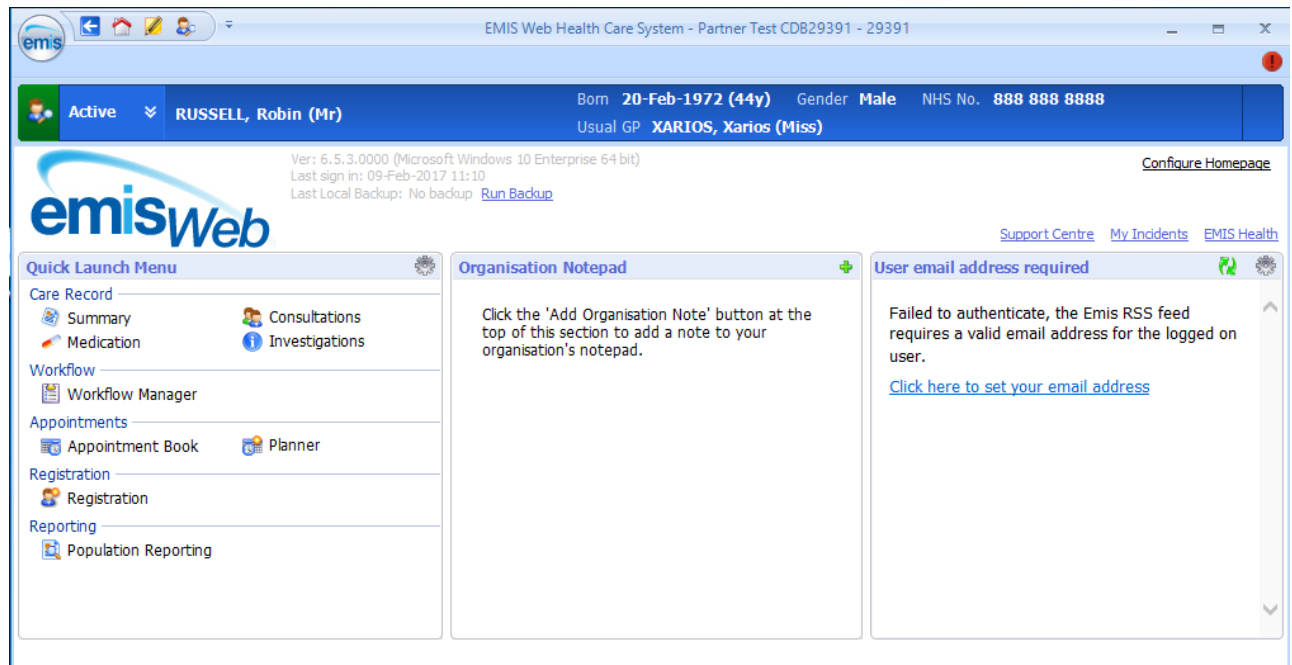
## Features

Integration with EMIS supports the features listed below:

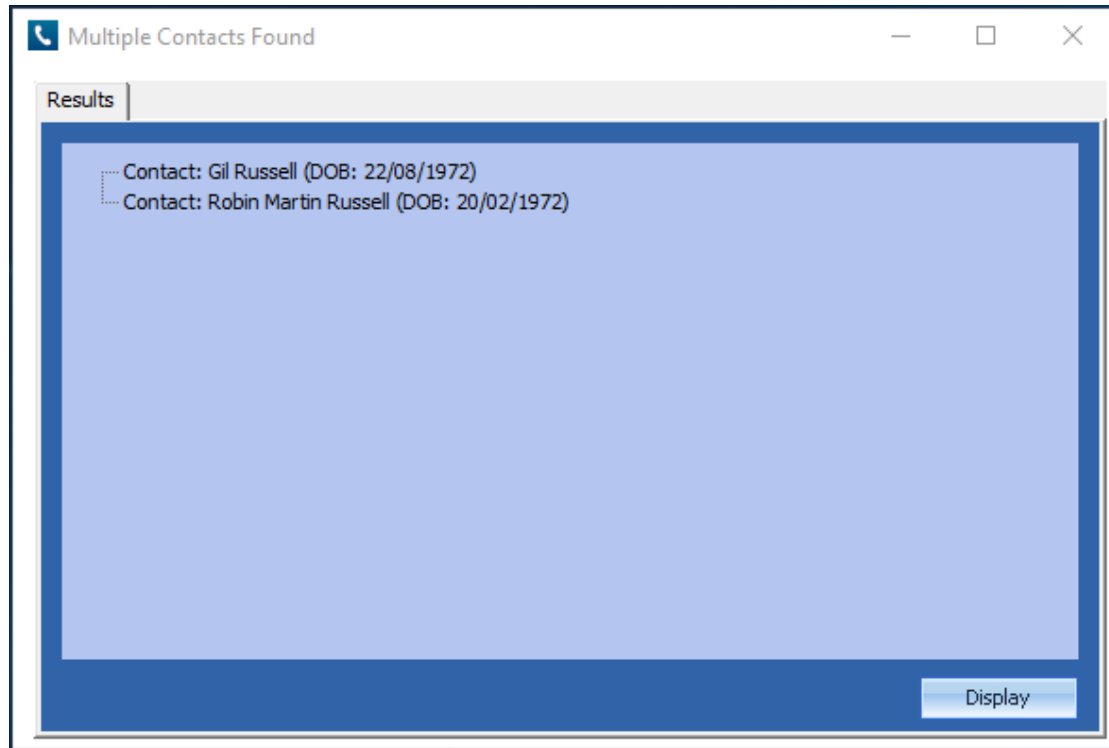
- Screen pop for patients

### Screen Pop

Patients can be screen popped when an incoming call is received using the CLI from the inbound call or the dialled number on an outbound call. For example, an inbound call is received from 07718402534 their Patient information is displayed.



If you already have a patient screen open at the time of the screen pop then the 'new' calls patient information will be displayed, do not forget to return to the previous patient's information at some point and save any changes into EMIS.



## Configuration

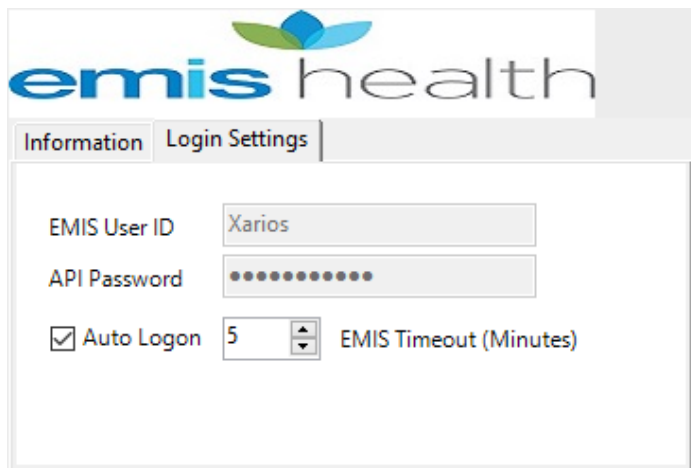
### Information Tab

The practice's EMIS Org ID needs entering and the NHS area needs to be selected.

A screenshot of the "emis health" configuration window. The window has a header with the "emis health" logo. Below the logo are two tabs: "Information" (which is selected) and "Login Settings". The "Information" tab contains a text input field labeled "EMIS Org ID" with the value "29391" entered. Below this are two radio button options: "NHS England" (which is selected) and "NHS Wales". At the bottom right of the tab is a button labeled "Test".

### Login Settings Tab

EMIS User ID and the API Password (set on installation of EMIS Web) is required, if Auto Logon is selected the plugin will use the credentials of the user Logged into EMIS Web on the local PC.



The screenshot shows the 'emis health' logo at the top. Below it are two tabs: 'Information' and 'Login Settings', with 'Login Settings' being the active tab. The 'Login Settings' tab contains the following fields and controls:

- 'EMIS User ID' with a text input field containing the value 'Xarios'.
- 'API Password' with a password input field represented by a series of dots.
- A checkbox labeled 'Auto Logon' which is checked.
- A numeric spinner control set to the value '5'.
- The text 'EMIS Timeout (Minutes)' positioned to the right of the spinner.

The EMIS Timeout (default 20 minutes) is used to define after how long of inactivity (no telephone calls) the plugin will drop the connection to the EMIS web API.

### ***Testing***

Once you have completed all the details you can test the API connection with the test button, if you have Auto Logon enabled please ensure that EMIS web is running.



[mitel.com](https://mitel.com)

© Copyright 2017, Mitel Networks Corporation. All Rights Reserved. The Mitel word and logo are trademarks of Mitel Networks Corporation.  
Any reference to third party trademarks are for reference only and Mitel makes no representation of ownership of these marks.